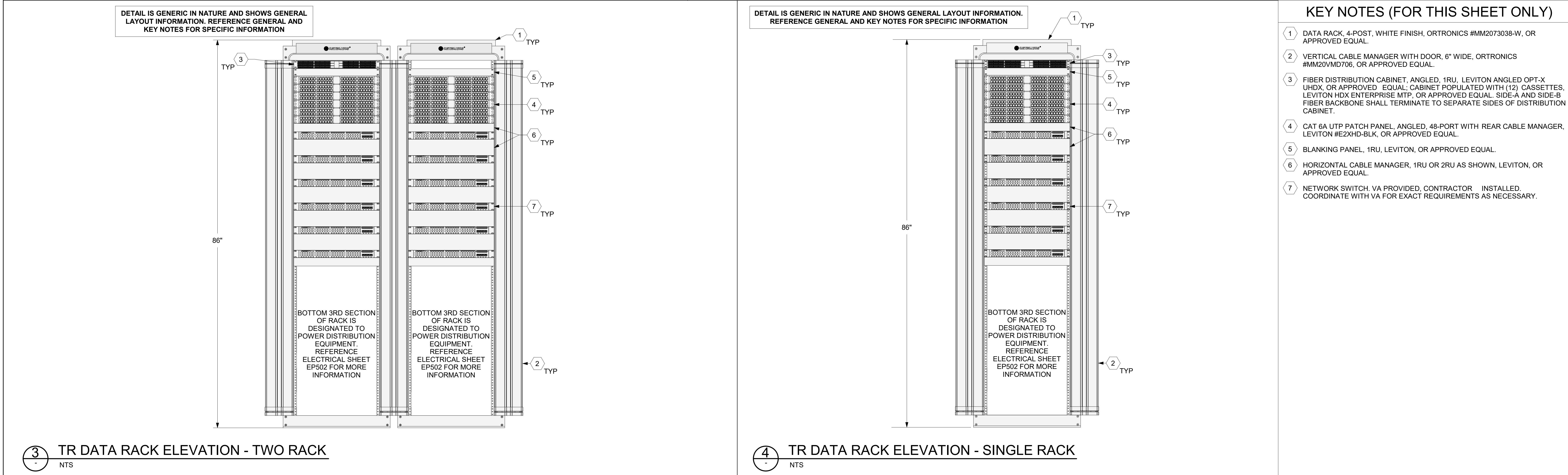


GENERAL NOTES (FOR THIS SHEET ONLY)

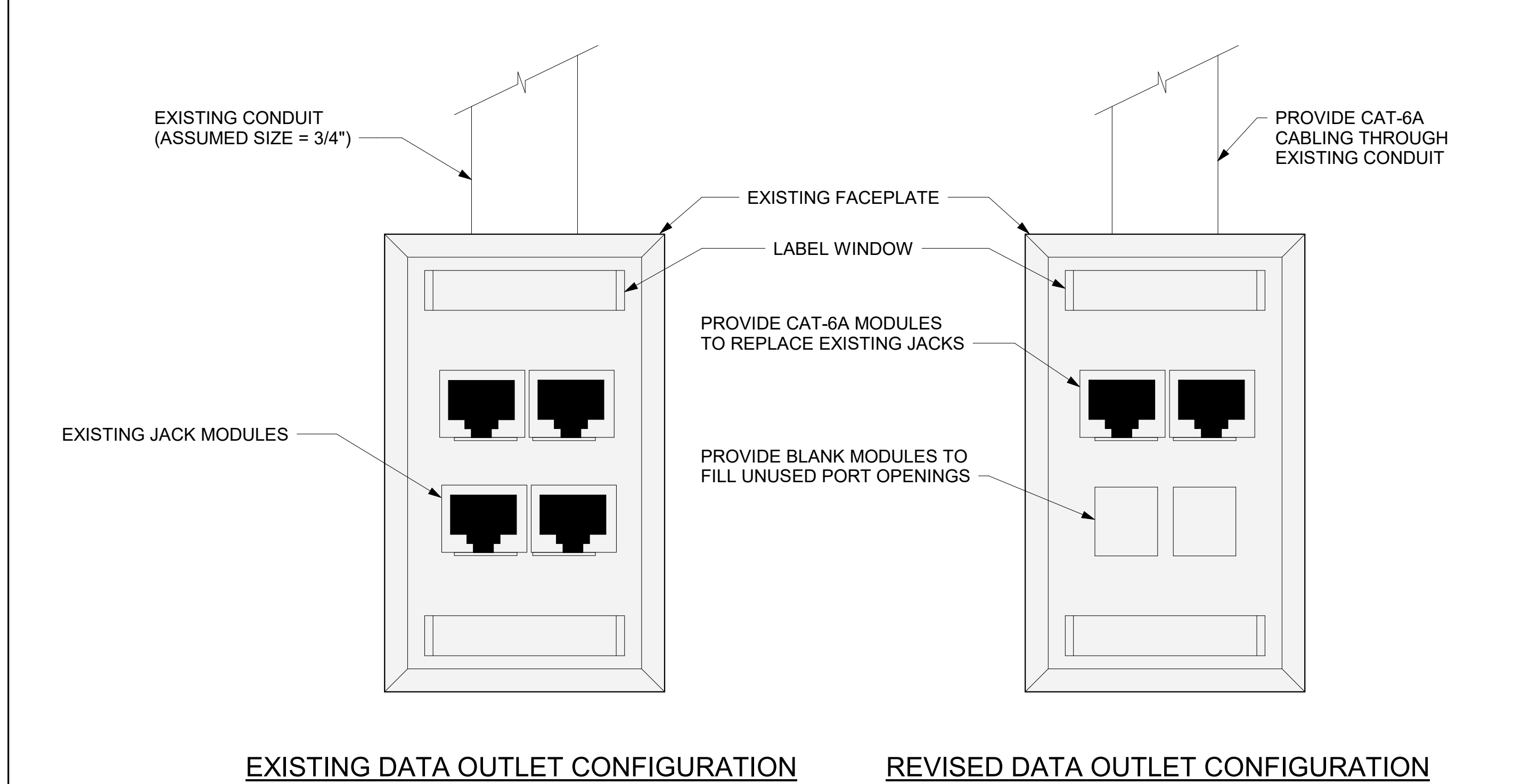
- ALL TELECOMMUNICATIONS ROOM (TR) DATA RACK DETAIL ELEVATIONS ARE SHOWN TO PROVIDE GENERAL LAYOUT REQUIREMENTS. EXACT QUANTITIES OF UTP PATCH PANELS AND NETWORK SWITCHES PER TR ARE SHOWN IN THE TELECOMMUNICATIONS WAO AND CABLE TRAY SCHEDULE LOCATED ON SHEET ET701. IF MORE THAN (1) RACK IS PRESENT IN THE TR BEING EVALUATED, CONTRACTOR SHALL DIVIDE THE PATCH PANEL AND NETWORK SWITCH EQUIPMENT EVENLY AMONG THE RACKS (IE: IF (6) PATCH PANELS AND (6) NETWORK SWITCHES ARE REQUIRED IN A TR THAT HAS (2) DATA RACKS, PROVIDE EACH DATA RACK WITH (3) PATCH PANELS AND (3) NETWORK SWITCHES).
- VA DATA RACKS FOLLOW A RULE OF THIRDS FOR POSITIONING EQUIPMENT ON THE RACK. THE TOP THIRD IS DESIGNATED FOR FIBER AND UTP PATCH EQUIPMENT, THE MIDDLE THIRD IS DESIGNATED FOR NETWORK SWITCH EQUIPMENT, AND THE BOTTOM THIRD IS DESIGNATED FOR DATA RACK POWER DISTRIBUTION EQUIPMENT.
- PRIOR TO CONSTRUCTING TR DATA RACKS AND DURING THE SUBMITTAL PROCESS, CONTRACTOR SHALL SUBMIT ALL TR DATA RACK ELEVATIONS (FRONT, BACK, AND SIDE VIEWS) FOR ENGINEER AND VA REVIEW AND APPROVAL. SUBMITTAL SHALL SHOW ALL DIMENSIONS, CABLE MANAGEMENT EQUIPMENT, LABELING AND ASSOCIATED CUTSHEETS WITH INDICATED PART NUMBERS AND OPTIONS FOR ALL EQUIPMENT.
- CONTRACTOR SHALL LABEL EACH PATCH PANEL PORT WITH PORT NUMBER AND ROOM NUMBER.
- ALL DATA RACKS SHALL BE PROVIDED WITH SEISMIC BRACING KITS AND INSTALLED PER MANUFACTURER'S INSTRUCTIONS.
- ALL EQUIPMENT, CABLING, CONNECTORS AND APPURTENANCES SHALL BE LABELED PER THE VA STANDARD "INFRASTRUCTURE STANDARD FOR TELECOMMUNICATIONS SPACE" VERSION 3.1 OR NEWER.
- WHERE RACK EQUIPMENT IS NOT REQUIRED FOR CABLING REQUIREMENTS PROVIDE BLANKING PLATES IN ABSENT SPACES.



KEY NOTES (FOR THIS SHEET ONLY)

- DATA RACK, 4-POST, WHITE FINISH, ORTRONICS #MM2073038-W, OR APPROVED EQUAL.
- VERTICAL CABLE MANAGER WITH DOOR, 6" WIDE, ORTRONICS #MM20VMD706, OR APPROVED EQUAL.
- FIBER DISTRIBUTION CABINET, ANGLED, 1RU, LEVITON ANGLED OPT-X UHDX, OR APPROVED EQUAL. CABINET POPULATED WITH (12) CASSETTES, LEVITON HDX ENTERPRISE MTP, OR APPROVED EQUAL. SIDE-A AND SIDE-B FIBER BACKBONE SHALL TERMINATE TO SEPARATE SIDES OF DISTRIBUTION CABINET.
- CAT 6A UTP PATCH PANEL, ANGLED, 48-PORT WITH REAR CABLE MANAGER, LEVITON #E2XHD-BLK, OR APPROVED EQUAL.
- BLANKING PANEL, 1RU, LEVITON, OR APPROVED EQUAL.
- HORIZONTAL CABLE MANAGER, 1RU OR 2RU AS SHOWN, LEVITON, OR APPROVED EQUAL.
- NETWORK SWITCH, VA PROVIDED, CONTRACTOR INSTALLED. COORDINATE WITH VA FOR EXACT REQUIREMENTS AS NECESSARY.

																																																																																																																																																																																																																																																																																																																																																																																																																																																																																																																																																																																																																																																																																																																																																																																																																																																																																																																																																																																																																																																																																																																																																																																																																																																																																																																																																																																																																										</
--	--	--	--	--	--	--	--	--	--	--	--	--	--	--	--	--	--	--	--	--	--	--	--	--	--	--	--	--	--	--	--	--	--	--	--	--	--	--	--	--	--	--	--	--	--	--	--	--	--	--	--	--	--	--	--	--	--	--	--	--	--	--	--	--	--	--	--	--	--	--	--	--	--	--	--	--	--	--	--	--	--	--	--	--	--	--	--	--	--	--	--	--	--	--	--	--	--	--	--	--	--	--	--	--	--	--	--	--	--	--	--	--	--	--	--	--	--	--	--	--	--	--	--	--	--	--	--	--	--	--	--	--	--	--	--	--	--	--	--	--	--	--	--	--	--	--	--	--	--	--	--	--	--	--	--	--	--	--	--	--	--	--	--	--	--	--	--	--	--	--	--	--	--	--	--	--	--	--	--	--	--	--	--	--	--	--	--	--	--	--	--	--	--	--	--	--	--	--	--	--	--	--	--	--	--	--	--	--	--	--	--	--	--	--	--	--	--	--	--	--	--	--	--	--	--	--	--	--	--	--	--	--	--	--	--	--	--	--	--	--	--	--	--	--	--	--	--	--	--	--	--	--	--	--	--	--	--	--	--	--	--	--	--	--	--	--	--	--	--	--	--	--	--	--	--	--	--	--	--	--	--	--	--	--	--	--	--	--	--	--	--	--	--	--	--	--	--	--	--	--	--	--	--	--	--	--	--	--	--	--	--	--	--	--	--	--	--	--	--	--	--	--	--	--	--	--	--	--	--	--	--	--	--	--	--	--	--	--	--	--	--	--	--	--	--	--	--	--	--	--	--	--	--	--	--	--	--	--	--	--	--	--	--	--	--	--	--	--	--	--	--	--	--	--	--	--	--	--	--	--	--	--	--	--	--	--	--	--	--	--	--	--	--	--	--	--	--	--	--	--	--	--	--	--	--	--	--	--	--	--	--	--	--	--	--	--	--	--	--	--	--	--	--	--	--	--	--	--	--	--	--	--	--	--	--	--	--	--	--	--	--	--	--	--	--	--	--	--	--	--	--	--	--	--	--	--	--	--	--	--	--	--	--	--	--	--	--	--	--	--	--	--	--	--	--	--	--	--	--	--	--	--	--	--	--	--	--	--	--	--	--	--	--	--	--	--	--	--	--	--	--	--	--	--	--	--	--	--	--	--	--	--	--	--	--	--	--	--	--	--	--	--	--	--	--	--	--	--	--	--	--	--	--	--	--	--	--	--	--	--	--	--	--	--	--	--	--	--	--	--	--	--	--	--	--	--	--	--	--	--	--	--	--	--	--	--	--	--	--	--	--	--	--	--	--	--	--	--	--	--	--	--	--	--	--	--	--	--	--	--	--	--	--	--	--	--	--	--	--	--	--	--	--	--	--	--	--	--	--	--	--	--	--	--	--	--	--	--	--	--	--	--	--	--	--	--	--	--	--	--	--	--	--	--	--	--	--	--	--	--	--	--	--	--	--	--	--	--	--	--	--	--	--	--	--	--	--	--	--	--	--	--	--	--	--	--	--	--	--	--	--	--	--	--	--	--	--	--	--	--	--	--	--	--	--	--	--	--	--	--	--	--	--	--	--	--	--	--	--	--	--	--	--	--	--	--	--	--	--	--	--	--	--	--	--	--	--	--	--	--	--	--	--	--	--	--	--	--	--	--	--	--	--	--	--	--	--	--	--	--	--	--	--	--	--	--	--	--	--	--	--	--	--	--	--	--	--	--	--	--	--	--	--	--	--	--	--	--	--	--	--	--	--	--	--	--	--	--	--	--	--	--	--	--	--	--	--	--	--	--	--	--	--	--	--	--	--	--	--	--	--	--	--	--	--	--	--	--	--	--	--	--	--	--	--	--	--	--	--	--	--	--	--	--	--	--	--	--	--	--	--	--	--	--	--	--	--	--	--	--	--	--	--	--	--	--	--	--	--	--	--	--	--	--	--	--	--	--	--	--	--	--	--	--	--	--	--	--	--	--	--	--	--	--	--	--	--	--	--	--	--	--	--	--	--	--	--	--	--	--	--	--	--	--	--	--	--	--	--	--	--	--	--	--	--	--	--	--	--	--	--	--	--	--	--	--	--	--	--	--	--	--	--	--	--	--	--	--	--	--	--	--	--	--	--	--	--	--	--	--	--	--	--	--	--	--	--	--	--	--	--	--	--	--	--	--	--	--	--	--	--	--	--	--	--	--	--	--	--	--	--	--	--	--	--	--	--	--	--	--	--	--	--	--	--	--	--	--	--	--	--	--	--	--	--	--	--	--	--	--	--	--	--	--	--	--	--	--	--	--	--	--	--	--	--	--	--	--	--	--	--	--	--	--	--	--	--	--	--	--	--	--	--	--	--	--	--	--	--	--	--	--	--	--	--	--	--	--	--	--	--	--	--	--	--	--	--	--	--	--	--	--	--	--	--	--	--	--	--	--	--	--	--	--	--	--	--	--	--	--	--	--	--	--	--	--	--	--	--	--	--	--	--	--	--	--	--	--	--	--	--	--	--	--	--	--	--	--	--	--	--	--	--	--	--	--	--	--	--	--	--	--	--	--	--	--	--	--	--	--	--	--	--	--	--	--	--	--	--	--	--	--	--	--	--	--	--	--	--	--	--	--	--	--	--	--	--	--	--	--	--	--	--	--	--	--	--	--	--	--	--	--	--	--	--	--	--	--	--	--	--	--	--	--	--	--	--	--	--	--	--	--	--	--	--	--	--	--	--	--	--	--	--	--	--	--	--	--	--	--	--	--	--	--	--	--	--	--	--	--	--	--	--	--	--	--	--	--	--	--	--	--	--	--	--	--	--	--	--	--	--	--	--	--	--	--	--	--	--	--	--	--	--	--	--	--	--	--	--	--	--	--	--	--	--	--	--	--	--	--	--	--	--	--	--	--	--	--	--	--	--	--	--	--	--	--	--	--	--	--	--	--	--	--	--	--	--	--	--	--	--	--	--	--	--	--	--	--	--	--	--	--	--	--	--	--	--	--	--	--	--	--	--	--	--	--	--	--	--	--	--	--	--	--	--	--	--	--	--	--	--	--	--	--	--	--	--	--	--	--	--	--	--	--	--	--	--	--	--	--	--	--	--	--	--	--	--	--	--	----



1 EXISTING DATA OUTLET MODIFICATION
NTS



GENERAL NOTES (FOR THIS SHEET ONLY)

1.

ALL LABELING SHALL BE ANSI/TIA/EIA/606C COMPLIANT. BLACK LETTERING ON WHITE FIELD. MACHINE PRINTED. FURTHER GUIDANCE ON ADMINISTRATION MAY BE SPECIFIED IN OTHER SECTIONS OF THIS DESIGN PACKAGE.

2.

TYPICAL WORK AREA OUTLET FACEPLATE WILL BE INSTALLED WITH CATEGORY 6A COMPONENT-COMPLIANT 8P8C MEDIA INTERFACE CONNECTORS (RJ45). EACH CONNECTOR WILL BE TERMINATED TO HIGH QUALITY CATEGORY 6A HORIZONTAL CABLING WHICH WILL TERMINATE IN THE TELECOMMUNICATIONS ROOM AS SPECIFIED ELSEWHERE IN THIS DESIGN PACKAGE. ALL HORIZONTAL UTP SHALL BE CATEGORY 6A AND TERMINATED TO T568B.

3.

TYPICAL FACEPLATE WILL BE INSTALLED WITH TWO (2) RJ45s. HIGH DENSITY FACEPLATES WILL BE INSTALLED WITH FOUR (4) RJ45s.

4.

FACEPLATE MATERIAL AND COLOR DETERMINED BY OTHERS.

3

DATA CABLING TERMINATION DETAIL

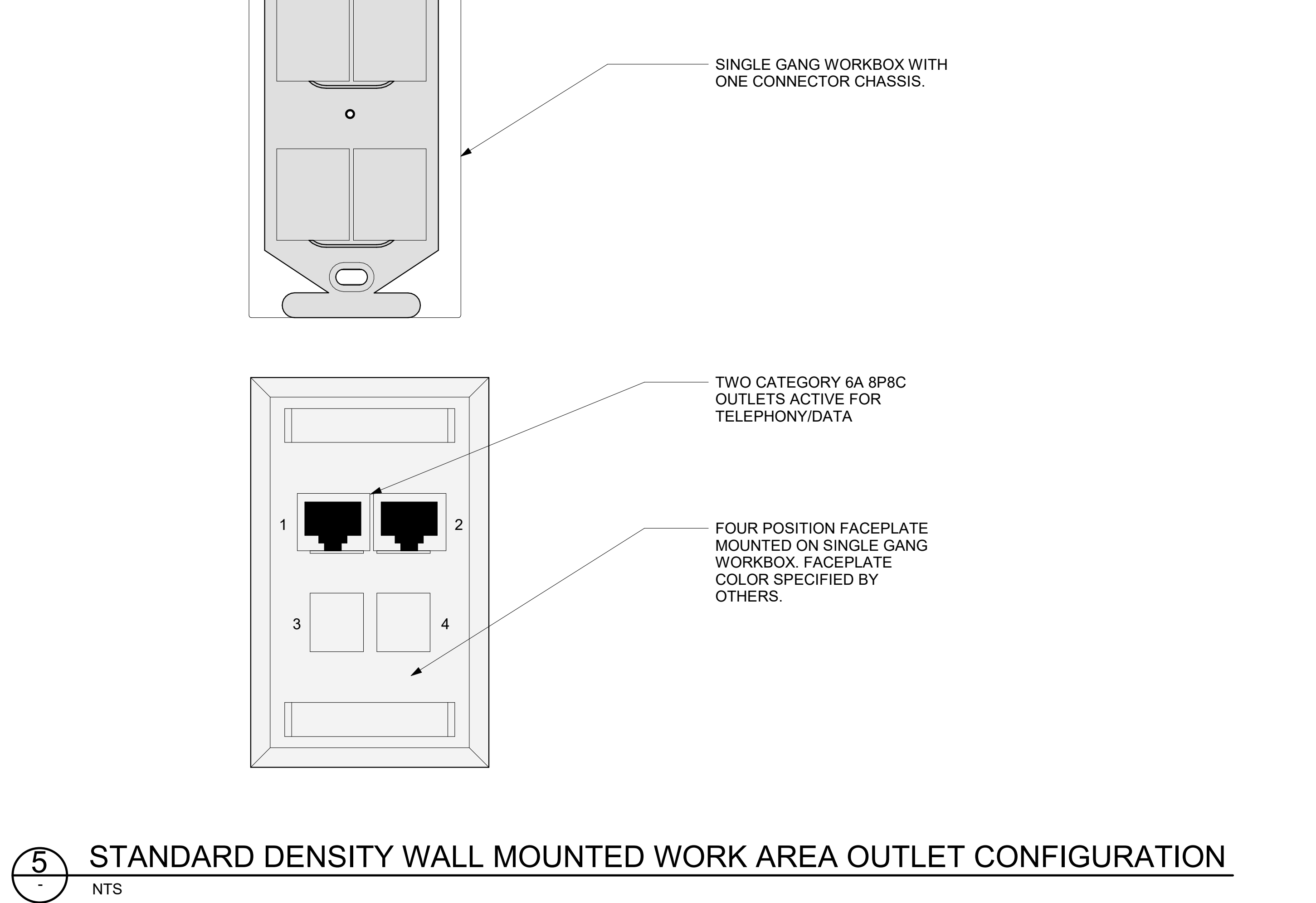
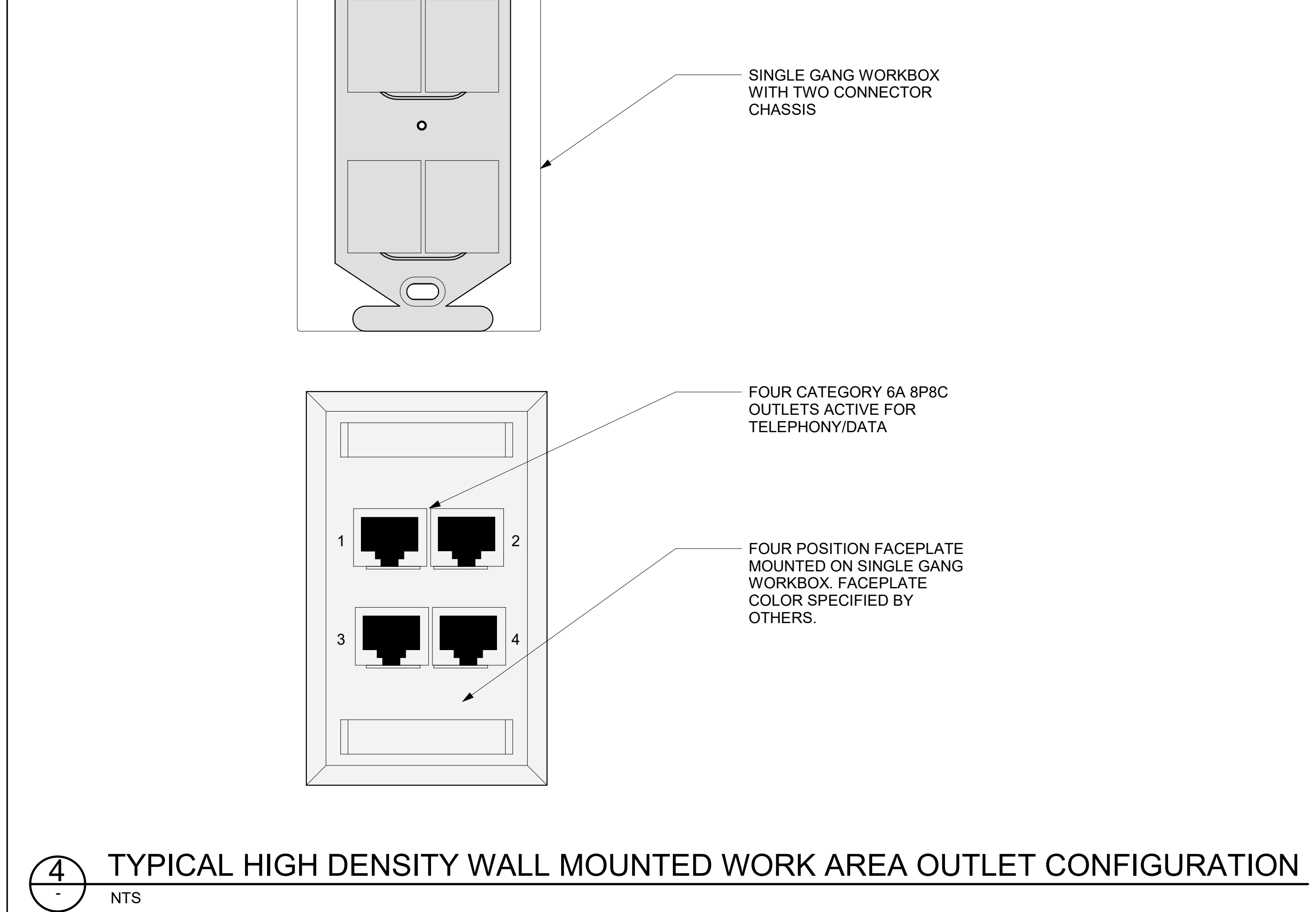
NTS

T568B 8P8C

BNWH BN ORWH OR

T568B

GNWH GN BLWH BL



DETAILS NOTES (FOR THIS DETAIL ONLY)

NOTE 1.

REFERENCE TELECOMMUNICATIONS WAO AND CABLE TRAY SCHEDULE ON SHEET ET701 FOR DIMENSIONS

NOTE 2.

CONTRACTOR MAY USE TEMPORARY CABLE HANGERS OR OTHER MEANS WHILE ROUTING CABLE TO ITS INTENDED DESTINATION; HOWEVER, PRIOR TO FINAL INSTALLATION, CABLE SHALL BE INSTALLED TO BE HOUSED WITHIN CABLE TRAY AND NOT ON TEMPORARY CABLE HANGERS.

NOTE 1



















































CABLOFIL WIRE BASKET CABLE TRAY BY LEGRAND, OR APPROVED EQUAL

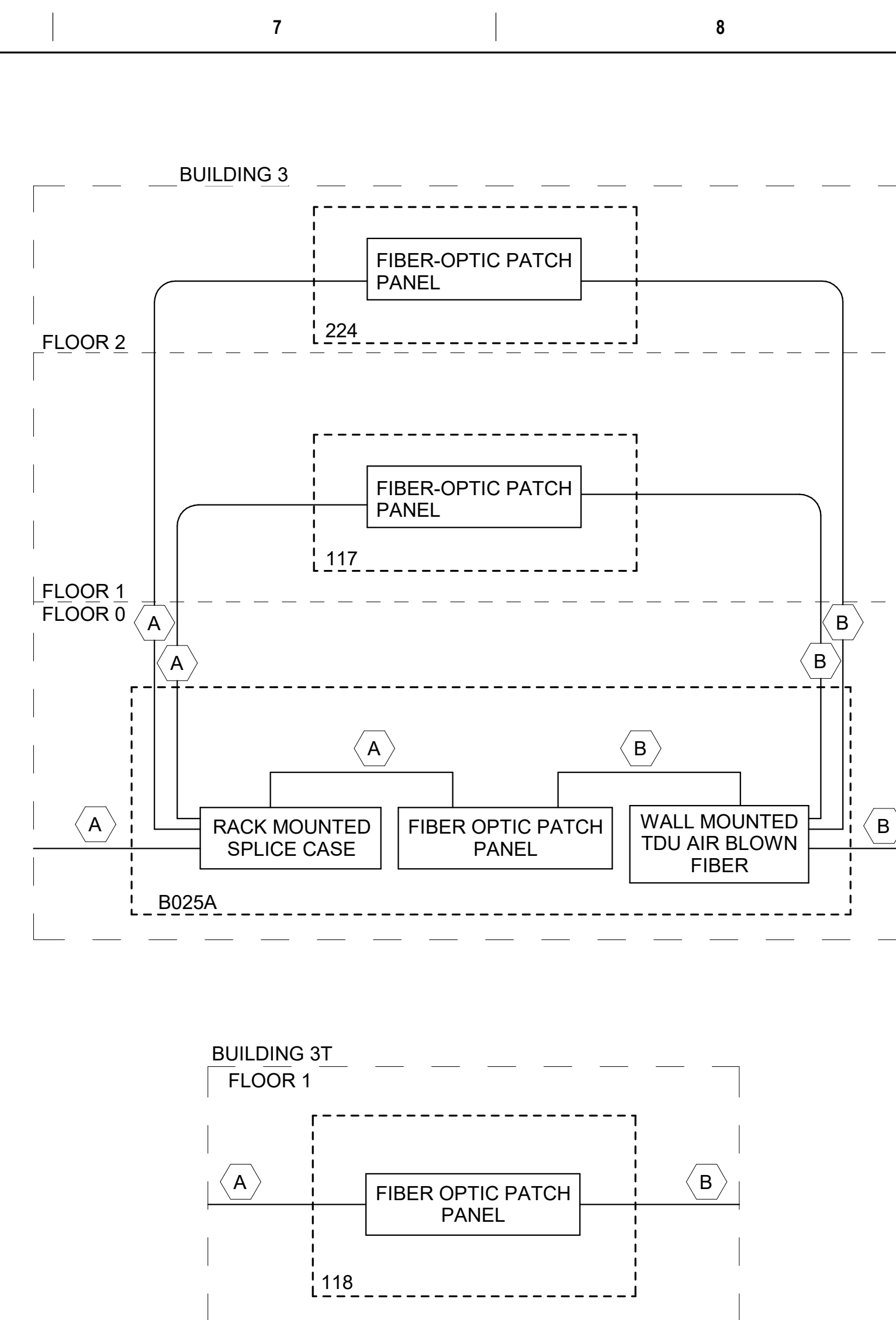
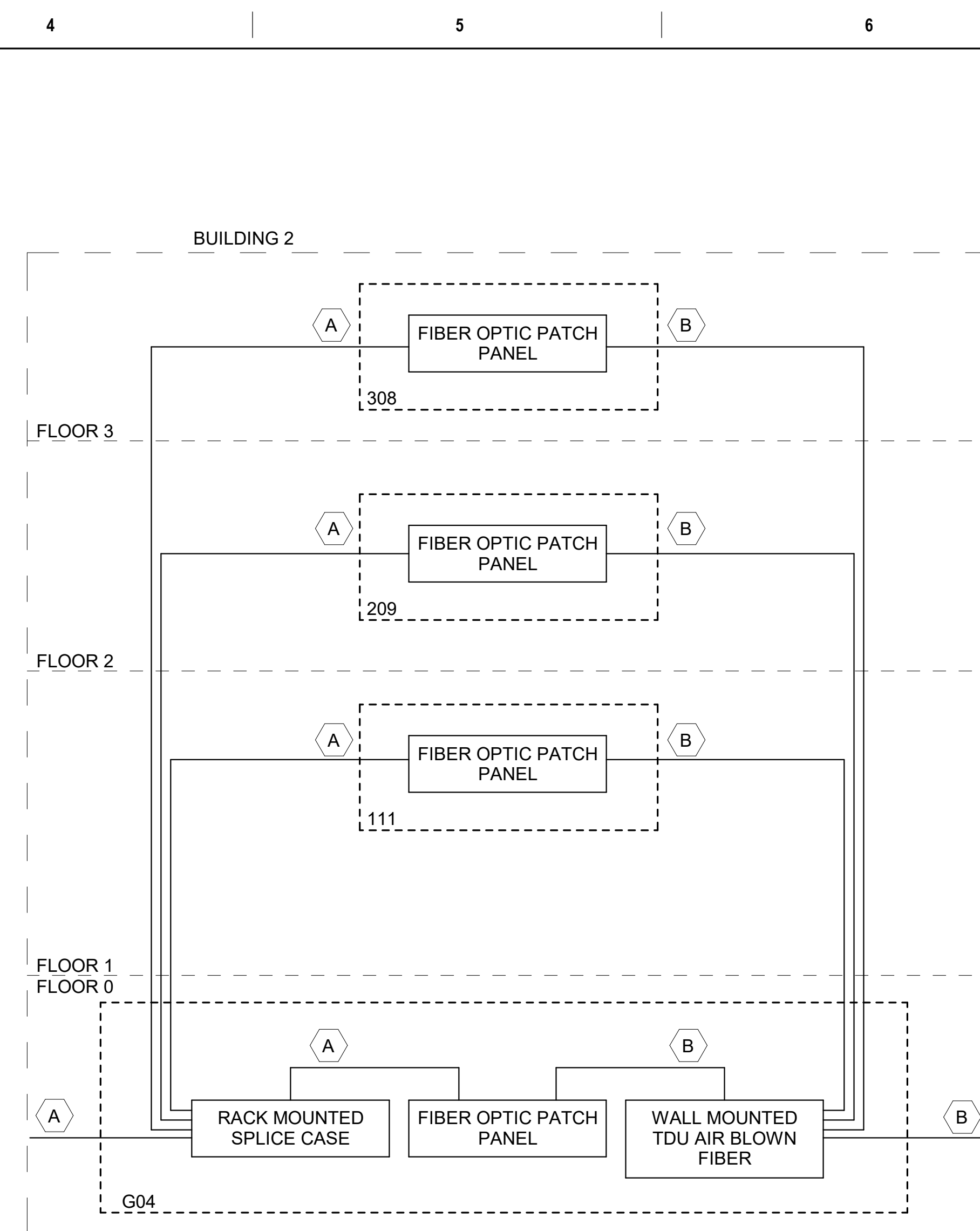
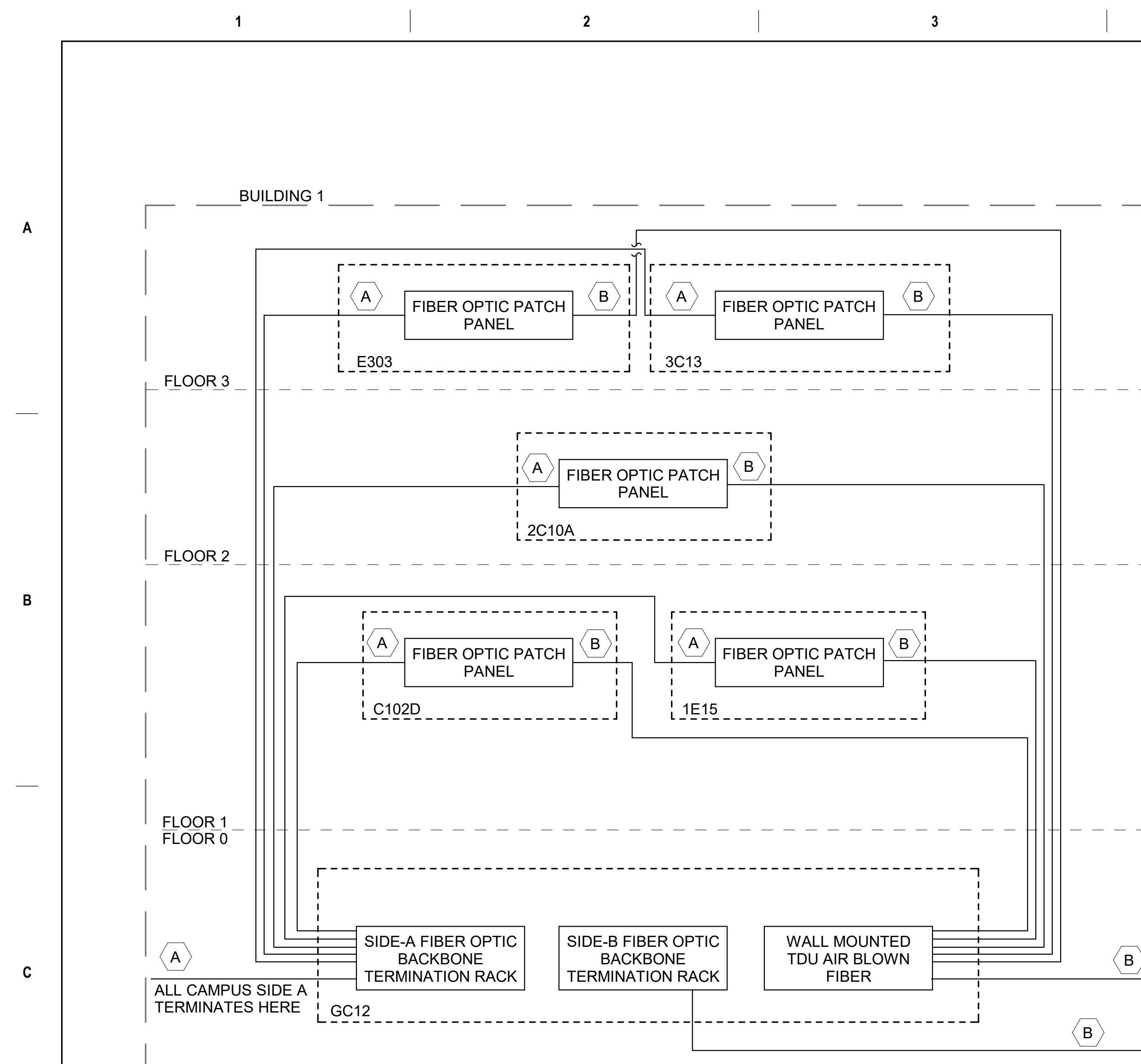
LENGTH AS REQUIRED

6

WIRE BASKET CABLE TRAY

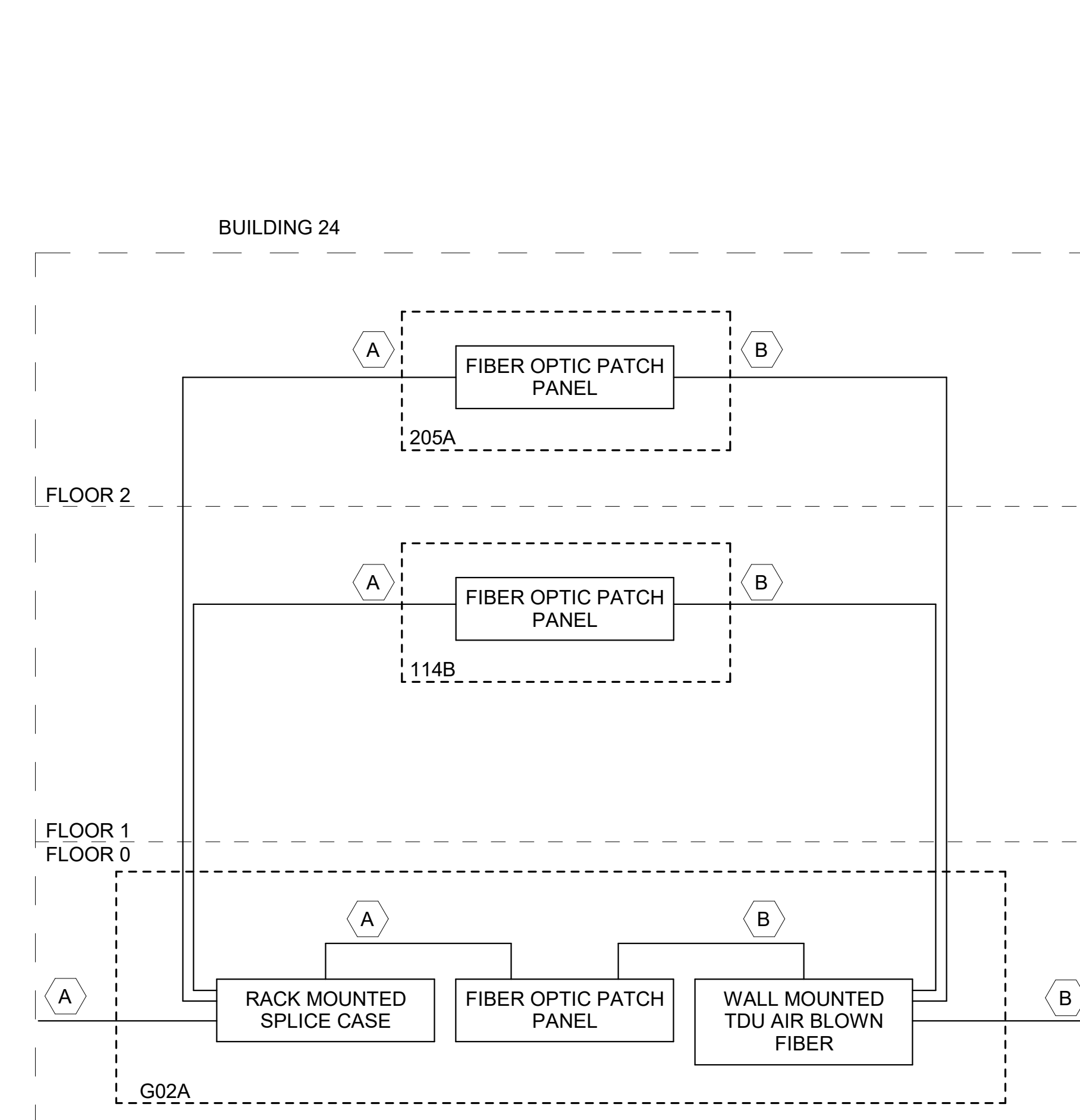
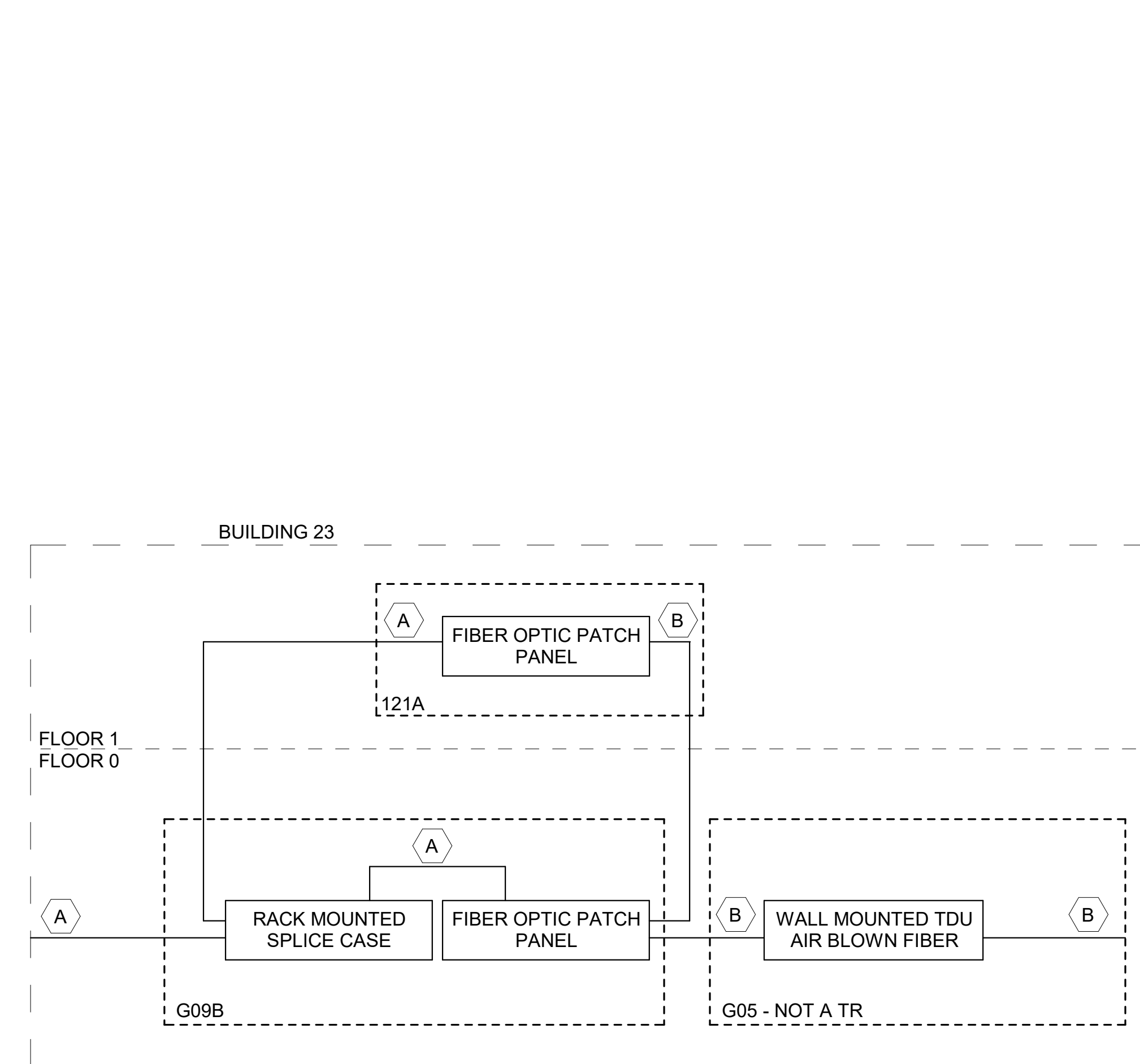
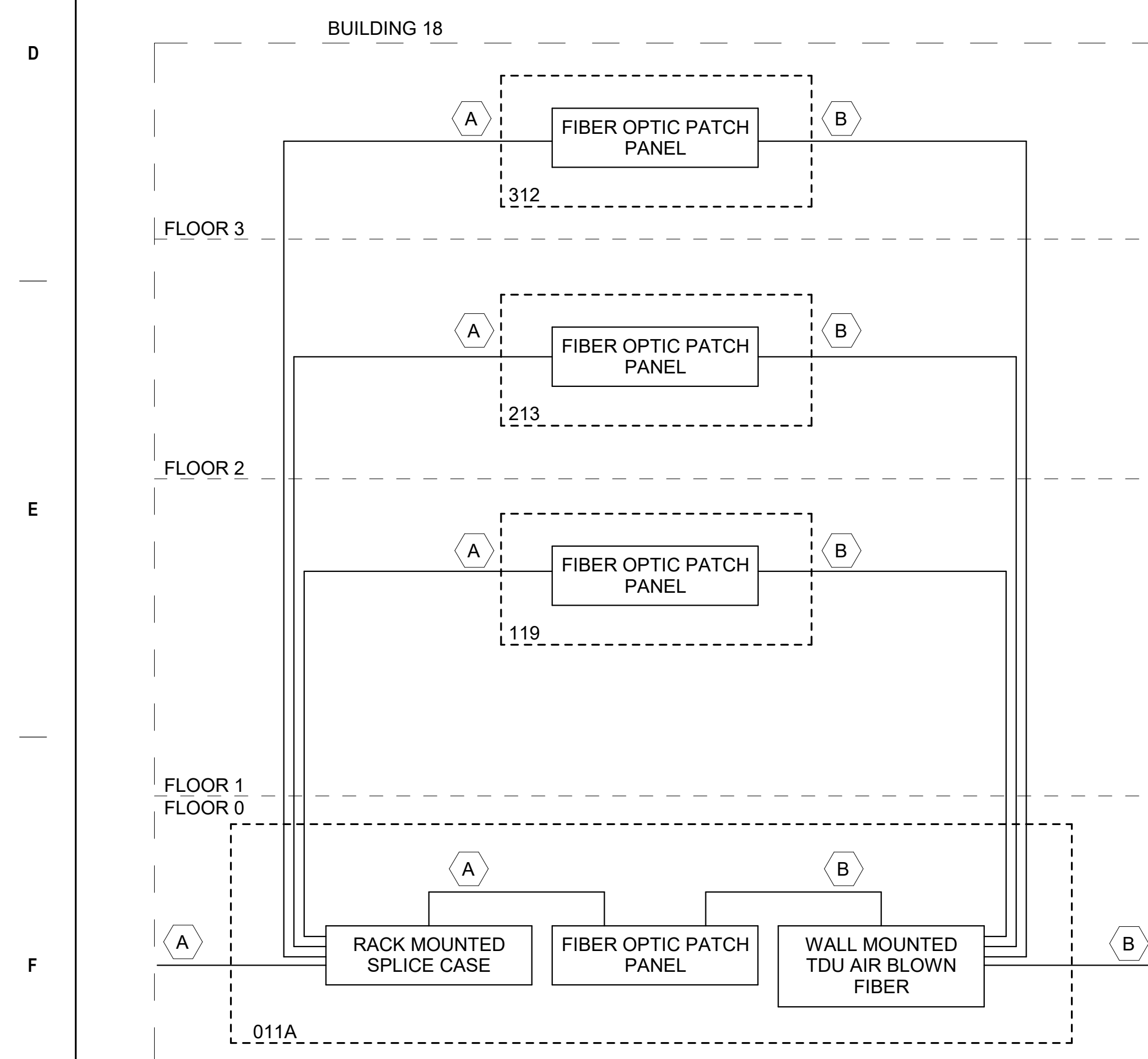
1 : 30

Revisions:	Date:	CONSULTANT	ARCHITECT/ENGINEER OF RECORD A/E: SPEES DESIGN BUILD 625 1ST AVE, STE 301 SEATTLE, WA 98104 (206) 590-2118 RAY SPEES 	STAMP 	Office of Construction and Facilities Management  U.S. Department of Veterans Affairs	Drawing Title TELECOMMUNICATIONS DETAILS	Phase CONSTRUCTION DOCUMENTS	Project Title EHRM INFRASTRUCTURE UPGRADES	Project Number 657-21-701JB Building Number -		
		ARCHITECT/ENGINEER OF RECORD	STAMP	Office of Construction and Facilities Management  U.S. Department of Veterans Affairs	Drawing Title TELECOMMUNICATIONS DETAILS	Phase FULLY SPRINKLERED	Location ST. LOUIS VA MEDICAL CENTER - JEFFERSON BARRACKS, MO	Issue Date 03/31/2022	Checked LRL/WMN	Drawn JGE/JBB	Drawing Number ET503 431 OF 435
		ARCHITECT/ENGINEER OF RECORD	STAMP	Office of Construction and Facilities Management  U.S. Department of Veterans Affairs	Drawing Title TELECOMMUNICATIONS DETAILS	Phase FULLY SPRINKLERED	Location ST. LOUIS VA MEDICAL CENTER - JEFFERSON BARRACKS, MO	Issue Date 03/31/2022	Checked LRL/WMN	Drawn JGE/JBB	Drawing Number ET503 431 OF 435
		ARCHITECT/ENGINEER OF RECORD	STAMP	Office of Construction and Facilities Management  U.S. Department of Veterans Affairs	Drawing Title TELECOMMUNICATIONS DETAILS	Phase FULLY SPRINKLERED	Location ST. LOUIS VA MEDICAL CENTER - JEFFERSON BARRACKS, MO	Issue Date 03/31/2022	Checked LRL/WMN	Drawn JGE/JBB	Drawing Number ET503 431 OF 435
		ARCHITECT/ENGINEER OF RECORD	STAMP	Office of Construction and Facilities Management  U.S. Department of Veterans Affairs	Drawing Title TELECOMMUNICATIONS DETAILS	Phase FULLY SPRINKLERED	Location ST. LOUIS VA MEDICAL CENTER - JEFFERSON BARRACKS, MO	Issue Date 03/31/2022	Checked LRL/WMN	Drawn JGE/JBB	Drawing Number ET503 431 OF 435
		ARCHITECT/ENGINEER OF RECORD	STAMP	Office of Construction and Facilities Management  U.S. Department of Veterans Affairs	Drawing Title TELECOMMUNICATIONS DETAILS	Phase FULLY SPRINKLERED	Location ST. LOUIS VA MEDICAL CENTER - JEFFERSON BARRACKS, MO	Issue Date 03/31/2022	Checked LRL/WMN	Drawn JGE/JBB	Drawing Number ET503 431 OF 435
		ARCHITECT/ENGINEER OF RECORD	STAMP	Office of Construction and Facilities Management  U.S. Department of Veterans Affairs	Drawing Title TELECOMMUNICATIONS DETAILS	Phase FULLY SPRINKLERED	Location ST. LOUIS VA MEDICAL CENTER - JEFFERSON BARRACKS, MO	Issue Date 03/31/2022	Checked LRL/WMN	Drawn JGE/JBB	Drawing Number ET503 431 OF 435
		ARCHITECT/ENGINEER OF RECORD	STAMP	Office of Construction and Facilities Management  U.S. Department of Veterans Affairs	Drawing Title TELECOMMUNICATIONS DETAILS	Phase FULLY SPRINKLERED	Location ST. LOUIS VA MEDICAL CENTER - JEFFERSON BARRACKS, MO	Issue Date 03/31/2022	Checked LRL/WMN	Drawn JGE/JBB	Drawing Number ET503 431 OF 435
		ARCHITECT/ENGINEER OF RECORD	STAMP	Office of Construction and Facilities Management  U.S. Department of Veterans Affairs	Drawing Title TELECOMMUNICATIONS DETAILS	Phase FULLY SPRINKLERED	Location ST. LOUIS VA MEDICAL CENTER - JEFFERSON BARRACKS, MO	Issue Date 03/31/2022	Checked LRL/WMN	Drawn JGE/JBB	Drawing Number ET503 431 OF 435
		ARCHITECT/ENGINEER OF RECORD	STAMP	Office of Construction and Facilities Management  U.S. Department of Veterans Affairs	Drawing Title TELECOMMUNICATIONS DETAILS	Phase FULLY SPRINKLERED	Location ST. LOUIS VA MEDICAL CENTER - JEFFERSON BARRACKS, MO	Issue Date 03/31/2022	Checked LRL/WMN	Drawn JGE/JBB	Drawing Number ET503 431 OF 435
		ARCHITECT/ENGINEER OF RECORD	STAMP	Office of Construction and Facilities Management  U.S. Department of Veterans Affairs	Drawing Title TELECOMMUNICATIONS DETAILS	Phase FULLY SPRINKLERED	Location ST. LOUIS VA MEDICAL CENTER - JEFFERSON BARRACKS, MO	Issue Date 03/31/2022	Checked LRL/WMN	Drawn JGE/JBB	Drawing Number ET503 431 OF 435
		ARCHITECT/ENGINEER OF RECORD	STAMP	Office of Construction and Facilities Management  U.S. Department of Veterans Affairs	Drawing Title TELECOMMUNICATIONS DETAILS	Phase FULLY SPRINKLERED	Location ST. LOUIS VA MEDICAL CENTER - JEFFERSON BARRACKS, MO	Issue Date 03/31/2022	Checked LRL/WMN	Drawn JGE/JBB	Drawing Number ET503 431 OF 435
		ARCHITECT/ENGINEER OF RECORD	STAMP	Office of Construction and Facilities Management  U.S. Department of Veterans Affairs	Drawing Title TELECOMMUNICATIONS DETAILS	Phase FULLY SPRINKLERED	Location ST. LOUIS VA MEDICAL CENTER - JEFFERSON BARRACKS, MO	Issue Date 03/31/2022	Checked LRL/WMN	Drawn JGE/JBB	Drawing Number ET503 431 OF 435
		ARCHITECT/ENGINEER OF RECORD	STAMP	Office of Construction and Facilities Management  U.S. Department of Veterans Affairs	Drawing Title TELECOMMUNICATIONS DETAILS	Phase FULLY SPRINKLERED	Location ST. LOUIS VA MEDICAL CENTER - JEFFERSON BARRACKS, MO	Issue Date 03/31/2022	Checked LRL/WMN	Drawn JGE/JBB	Drawing Number ET503 431 OF 435
		ARCHITECT/ENGINEER OF RECORD	STAMP	Office of Construction and Facilities Management  U.S. Department of Veterans Affairs	Drawing Title TELECOMMUNICATIONS DETAILS	Phase FULLY SPRINKLERED	Location ST. LOUIS VA MEDICAL CENTER - JEFFERSON BARRACKS, MO	Issue Date 03/31/2022	Checked LRL/WMN	Drawn JGE/JBB	Drawing Number ET503 431 OF 435
		ARCHITECT/ENGINEER OF RECORD	STAMP	Office of Construction and Facilities Management  U.S. Department of Veterans Affairs	Drawing Title TELECOMMUNICATIONS DETAILS	Phase FULLY SPRINKLERED	Location ST. LOUIS VA MEDICAL CENTER - JEFFERSON BARRACKS, MO	Issue Date 03/31/2022	Checked LRL/WMN	Drawn JGE/JBB	Drawing Number ET503 431 OF 435
		ARCHITECT/ENGINEER OF RECORD	STAMP	Office of Construction and Facilities Management  U.S. Department of Veterans Affairs	Drawing Title TELECOMMUNICATIONS DETAILS	Phase FULLY SPRINKLERED	Location ST. LOUIS VA MEDICAL CENTER - JEFFERSON BARRACKS, MO	Issue Date 03/31/2022	Checked LRL/WMN	Drawn JGE/JBB	Drawing Number ET503 431 OF 435
		ARCHITECT/ENGINEER OF RECORD	STAMP	Office of Construction and Facilities Management  U.S. Department of Veterans Affairs	Drawing Title TELECOMMUNICATIONS DETAILS	Phase FULLY SPRINKLERED	Location ST. LOUIS VA MEDICAL CENTER - JEFFERSON BARRACKS, MO	Issue Date 03/31/2022	Checked LRL/WMN	Drawn JGE/JBB	Drawing Number ET503 431 OF 435
		ARCHITECT/ENGINEER OF RECORD	STAMP	Office of Construction and Facilities Management  U.S. Department of Veterans Affairs	Drawing Title TELECOMMUNICATIONS DETAILS	Phase FULLY SPRINKLERED	Location ST. LOUIS VA MEDICAL CENTER - JEFFERSON BARRACKS, MO	Issue Date 03/31/2022	Checked LRL/WMN	Drawn JGE/JBB	Drawing Number ET503 431 OF 435
		ARCHITECT/ENGINEER OF RECORD	STAMP	Office of Construction and Facilities Management  U.S. Department of Veterans Affairs	Drawing Title TELECOMMUNICATIONS DETAILS	Phase FULLY SPRINKLERED	Location ST. LOUIS VA MEDICAL CENTER - JEFFERSON BARRACKS, MO	Issue Date 03/31/2022	Checked LRL/WMN	Drawn JGE/JBB	Drawing Number ET503 431 OF 435
		ARCHITECT/ENGINEER OF RECORD	STAMP	Office of Construction and Facilities Management  U.S. Department of Veterans Affairs	Drawing Title TELECOMMUNICATIONS DETAILS	Phase FULLY SPRINKLERED	Location ST. LOUIS VA MEDICAL CENTER - JEFFERSON BARRACKS, MO	Issue Date 03/31/2022	Checked LRL/WMN	Drawn JGE/JBB	Drawing Number ET503 431 OF 435
		ARCHITECT/ENGINEER OF RECORD	STAMP	Office of Construction and Facilities Management  U.S. Department of Veterans Affairs	Drawing Title TELECOMMUNICATIONS DETAILS	Phase FULLY SPRINKLERED	Location ST. LOUIS VA MEDICAL CENTER - JEFFERSON BARRACKS, MO	Issue Date 03/31/2022	Checked LRL/WMN	Drawn JGE/JBB	Drawing Number ET503 431 OF 435
		ARCHITECT/ENGINEER OF RECORD	STAMP	Office of Construction and Facilities Management  U.S. Department of Veterans Affairs	Drawing Title TELECOMMUNICATIONS DETAILS	Phase FULLY SPRINKLERED	Location ST. LOUIS VA MEDICAL CENTER - JEFFERSON BARRACKS, MO	Issue Date 03/31/2022	Checked LRL/WMN	Drawn JGE/JBB	Drawing Number ET503 431 OF 435
		ARCHITECT/ENGINEER OF RECORD	STAMP	Office of Construction and Facilities Management  U.S. Department of Veterans Affairs	Drawing Title TELECOMMUNICATIONS DETAILS	Phase FULLY SPRINKLERED	Location ST. LOUIS VA MEDICAL CENTER - JEFFERSON BARRACKS, MO	Issue Date 03/31/2022	Checked LRL/WMN	Drawn JGE/JBB	Drawing Number ET503 431 OF 435
		ARCHITECT/ENGINEER OF RECORD	STAMP	Office of Construction and Facilities Management  U.S. Department of Veterans Affairs	Drawing Title TELECOMMUNICATIONS DETAILS	Phase FULLY SPRINKLERED	Location ST. LOUIS VA MEDICAL CENTER - JEFFERSON BARRACKS, MO	Issue Date 03/31/2022	Checked LRL/WMN	Drawn JGE/JBB	Drawing Number ET503 431 OF 435
		ARCHITECT/ENGINEER OF RECORD	STAMP	Office of Construction and Facilities Management  U.S. Department of Veterans Affairs	Drawing Title TELECOMMUNICATIONS DETAILS	Phase FULLY SPRINKLERED	Location ST. LOUIS VA MEDICAL CENTER - JEFFERSON BARRACKS, MO	Issue Date 03/31/2022	Checked LRL/WMN	Drawn JGE/JBB	Drawing Number ET503 431 OF 435
		ARCHITECT/ENGINEER OF RECORD	STAMP	Office of Construction and Facilities Management  U.S. Department of Veterans Affairs	Drawing Title TELECOMMUNICATIONS DETAILS	Phase FULLY SPRINKLERED	Location ST. LOUIS VA MEDICAL CENTER - JEFFERSON BARRACKS, MO	Issue Date 03/31/2022	Checked LRL/WMN	Drawn JGE/JBB	Drawing Number ET503 431 OF 435
		ARCHITECT/ENGINEER OF RECORD	STAMP	Office of Construction and Facilities Management  U.S. Department of Veterans Affairs	Drawing Title TELECOMMUNICATIONS DETAILS	Phase FULLY SPRINKLERED	Location ST. LOUIS VA MEDICAL CENTER - JEFFERSON BARRACKS, MO	Issue Date 03/31/2022	Checked LRL/WMN	Drawn JGE/JBB	Drawing Number ET503 431 OF 435
		ARCHITECT/ENGINEER OF RECORD	STAMP	Office of Construction and Facilities Management  U.S. Department of Veterans Affairs	Drawing Title TELECOMMUNICATIONS DETAILS	Phase FULLY SPRINKLERED	Location ST. LOUIS VA MEDICAL CENTER - JEFFERSON BARRACKS, MO	Issue Date 03/31/2022	Checked LRL/WMN	Drawn JGE/JBB	Drawing Number ET503 431 OF 435
		ARCHITECT/ENGINEER OF RECORD	STAMP	Office of Construction and Facilities Management  U.S. Department of Veterans Affairs	Drawing Title TELECOMMUNICATIONS DETAILS	Phase FULLY SPRINKLERED	Location ST. LOUIS VA MEDICAL CENTER - JEFFERSON BARRACKS, MO	Issue Date 03/31/2022	Checked LRL/WMN	Drawn JGE/JBB	Drawing Number ET503 431 OF 435
		ARCHITECT/ENGINEER OF RECORD	STAMP	Office of Construction and Facilities Management  U.S. Department of Veterans Affairs	Drawing Title TELECOMMUNICATIONS DETAILS	Phase FULLY SPRINKLERED	Location ST. LOUIS VA MEDICAL CENTER - JEFFERSON BARRACKS, MO	Issue Date 03/31/2022	Checked LRL/WMN	Drawn JGE/JBB	Drawing Number ET503 431 OF 435
		ARCHITECT/ENGINEER OF RECORD	STAMP	Office of Construction and Facilities Management  U.S. Department of Veterans Affairs	Drawing Title TELECOMMUNICATIONS DETAILS	Phase FULLY SPRINKLERED	Location ST. LOUIS VA MEDICAL CENTER - JEFFERSON BARRACKS, MO	Issue Date 03/31/2022	Checked LRL/WMN	Drawn JGE/JBB	Drawing Number ET503 431 OF 435
		ARCHITECT/ENGINEER OF RECORD	STAMP	Office of Construction and Facilities Management  U.S. Department of Veterans Affairs	Drawing Title TELECOMMUNICATIONS DETAILS	Phase FULLY SPRINKLERED	Location ST. LOUIS VA MEDICAL CENTER - JEFFERSON BARRACKS, MO	Issue Date 03/31/2022	Checked LRL/WMN	Drawn JGE/JBB	Drawing Number ET503 431 OF 435
		ARCHITECT/ENGINEER OF RECORD	STAMP	Office of Construction and Facilities Management  U.S. Department of Veterans Affairs	Drawing Title TELECOMMUNICATIONS DETAILS	Phase FULLY SPRINKLERED	Location ST. LOUIS VA MEDICAL CENTER - JEFFERSON BARRACKS, MO	Issue Date 03/31/2022	Checked LRL/WMN	Drawn JGE/JBB	Drawing Number ET503 431 OF 435
		ARCHITECT/ENGINEER OF RECORD	STAMP	Office of Construction and Facilities Management  U.S. Department of Veterans Affairs	Drawing Title TELECOMMUNICATIONS DETAILS	Phase FULLY SPRINKLERED	Location ST. LOUIS VA MEDICAL CENTER - JEFFERSON BARRACKS, MO	Issue Date 03/31/2022	Checked LRL/WMN	Drawn JGE/JBB	Drawing Number ET503 431 OF 435
		ARCHITECT/ENGINEER OF RECORD	STAMP	Office of Construction and Facilities Management  U.S. Department of Veterans Affairs	Drawing Title TELECOMMUNICATIONS DETAILS	Phase FULLY SPRINKLERED	Location ST. LOUIS VA MEDICAL CENTER - JEFFERSON BARRACKS, MO	Issue Date 03/31/2022	Checked LRL/WMN	Drawn JGE/JBB	Drawing Number ET503 431 OF 435
		ARCHITECT/ENGINEER OF RECORD	STAMP	Office of Construction and Facilities Management  U.S. Department of Veterans Affairs	Drawing Title TELECOMMUNICATIONS DETAILS	Phase FULLY SPRINKLERED	Location ST. LOUIS VA MEDICAL CENTER - JEFFERSON BARRACKS, MO	Issue Date 03/31/2022	Checked LRL/WMN	Drawn JGE/JBB	Drawing Number ET503 431 OF 435
		ARCHITECT/ENGINEER OF RECORD	STAMP	Office of Construction and Facilities Management  U.S. Department of Veterans Affairs	Drawing Title TELECOMMUNICATIONS DETAILS	Phase FULLY SPRINKLERED	Location ST. LOUIS VA MEDICAL CENTER - JEFFERSON BARRACKS, MO	Issue Date 03/31/2022	Checked LRL/WMN	Drawn JGE/JBB	Drawing Number ET503 431 OF 435
		ARCHITECT/ENGINEER OF RECORD	STAMP	Office of Construction and Facilities Management  U.S. Department of Veterans Affairs	Drawing Title TELECOMMUNICATIONS DETAILS	Phase FULLY SPRINKLERED	Location ST. LOUIS VA MEDICAL CENTER - JEFFERSON BARRACKS, MO	Issue Date 03/31/2022	Checked LRL/WMN	Drawn JGE/JBB	Drawing Number ET503 431 OF 435
		ARCHITECT/ENGINEER OF RECORD	STAMP	Office of Construction and Facilities Management  U.S. Department of Veterans Affairs	Drawing Title TELECOMMUNICATIONS DETAILS	Phase FULLY SPRINKLERED	Location ST. LOUIS VA MEDICAL CENTER - JEFFERSON BARRACKS, MO	Issue Date 03/31/2022	Checked LRL/WMN	Drawn JGE/JBB	Drawing Number ET503 431 OF 435
		ARCHITECT/ENGINEER OF RECORD	STAMP	Office of Construction and Facilities Management  U.S. Department of Veterans Affairs	Drawing Title TELECOMMUNICATIONS DETAILS	Phase FULLY SPRINKLERED	Location ST. LOUIS VA MEDICAL CENTER - JEFFERSON BARRACKS, MO	Issue Date 03/31/2022	Checked LRL/WMN	Drawn JGE/JBB	Drawing Number ET503 431 OF 435
		ARCHITECT/ENGINEER OF RECORD	STAMP	Office of Construction and Facilities Management  U.S. Department of Veterans Affairs	Drawing Title TELECOMMUNICATIONS DETAILS	Phase FULLY SPRINKLERED	Location ST. LOUIS VA MEDICAL CENTER - JEFFERSON BARRACKS, MO	Issue Date 03/31/2022	Checked LRL/WMN	Drawn JGE/JBB	Drawing Number ET503 431 OF 435
		ARCHITECT/ENGINEER OF RECORD	STAMP	Office of Construction and Facilities Management  U.S. Department of Veterans Affairs	Drawing Title TELECOMMUNICATIONS DETAILS	Phase FULLY SPRINKLERED	Location ST. LOUIS VA MEDICAL CENTER - JEFFERSON BARRACKS, MO	Issue Date 03/31/2022	Checked LRL/WMN	Drawn JGE/JBB	Drawing Number ET503 431 OF 435
		ARCHITECT/ENGINEER OF RECORD	STAMP	Office of Construction and Facilities Management  U.S. Department of Veterans Affairs	Drawing Title TELECOMMUNICATIONS DETAILS	Phase FULLY SPRINKLERED	Location ST. LOUIS VA MEDICAL CENTER - JEFFERSON BARRACKS, MO	Issue Date 03/31/2022	Checked LRL/WMN	Drawn JGE/JBB	Drawing Number ET503 431 OF 435
		ARCHITECT/ENGINEER OF RECORD	STAMP	Office of Construction and Facilities Management  U.S. Department of Veterans Affairs	Drawing Title TELECOMMUNICATIONS DETAILS	Phase FULLY SPRINKLERED	Location ST. LOUIS VA MEDICAL CENTER - JEFFERSON BARRACKS, MO	Issue Date 03/31/2022	Checked LRL/WMN	Drawn JGE/JBB	Drawing Number ET503 431 OF 435
		ARCHITECT/ENGINEER OF RECORD	STAMP	Office of Construction and Facilities Management  U.S. Department of Veterans Affairs	Drawing Title TELECOMMUNICATIONS DETAILS	Phase FULLY SPRINKLERED	Location ST. LOUIS VA MEDICAL CENTER - JEFFERSON BARRACKS, MO	Issue Date 03/31/2022	Checked LRL/WMN	Drawn JGE/JBB	Drawing Number ET503 431 OF 435
		ARCHITECT/ENGINEER OF RECORD	STAMP	Office of Construction and Facilities Management  U.S. Department of Veterans Affairs	Drawing Title TELECOMMUNICATIONS DETAILS	Phase FULLY SPRINKLERED	Location ST. LOUIS VA MEDICAL CENTER - JEFFERSON BARRACKS, MO	Issue Date 03/31/2022	Checked LRL/WMN	Drawn JGE/JBB	Drawing Number ET503 431 OF 435
		ARCHITECT/ENGINEER OF RECORD	STAMP	Office of Construction and Facilities Management  U.S. Department of Veterans Affairs	Drawing Title TELECOMMUNICATIONS DETAILS	Phase FULLY SPRINKLERED	Location ST. LOUIS VA MEDICAL CENTER - JEFFERSON BARRACKS, MO	Issue Date 03/31/2022	Checked		



GENERAL NOTE

1. REFERENCE COMMUNICATIONS DRAWINGS FOR ADDITIONAL SITE WIDE FIBER-OPTIC BACKBONE CABLING INFORMATION.
2. REFERENCE COMMUNICATIONS DRAWINGS FOR ALL FIBER-OPTIC CABLING AS REQUIRED.



KEY NOTE

- A** A-SIDE FIBER-OPTIC BACKBONE.
- B** B-SIDE FIBER-OPTIC BACKBONE.

[illegible]

CONSULTANT

ARCHITECT/ENGINEER OF RECORD

A/E:
SPEES DESIGN BUILD
625 1ST AVE, STE 301
SEATTLE, WA 98104
(206) 590-2118
RAY SPEES



STAMP



Office of
Construction
and Facilities
Management

U.S. Department
of Veterans Affairs

	Drawing Title
--	---------------

FIBER OPTIC NETWORK DIAGRAM

Approved:

Phase

CONSTRUCTION
DOCUMENTS

FULLY SPRINKLERED

	Project Title
--	----------------------

EHRM INFRASTRUCTURE UPGRADES

	Location ST. LO

Issue Date	03/31/2022
------------	------------

Checked
LIB/WM

Drawn	IBB/IGF
-------	---------

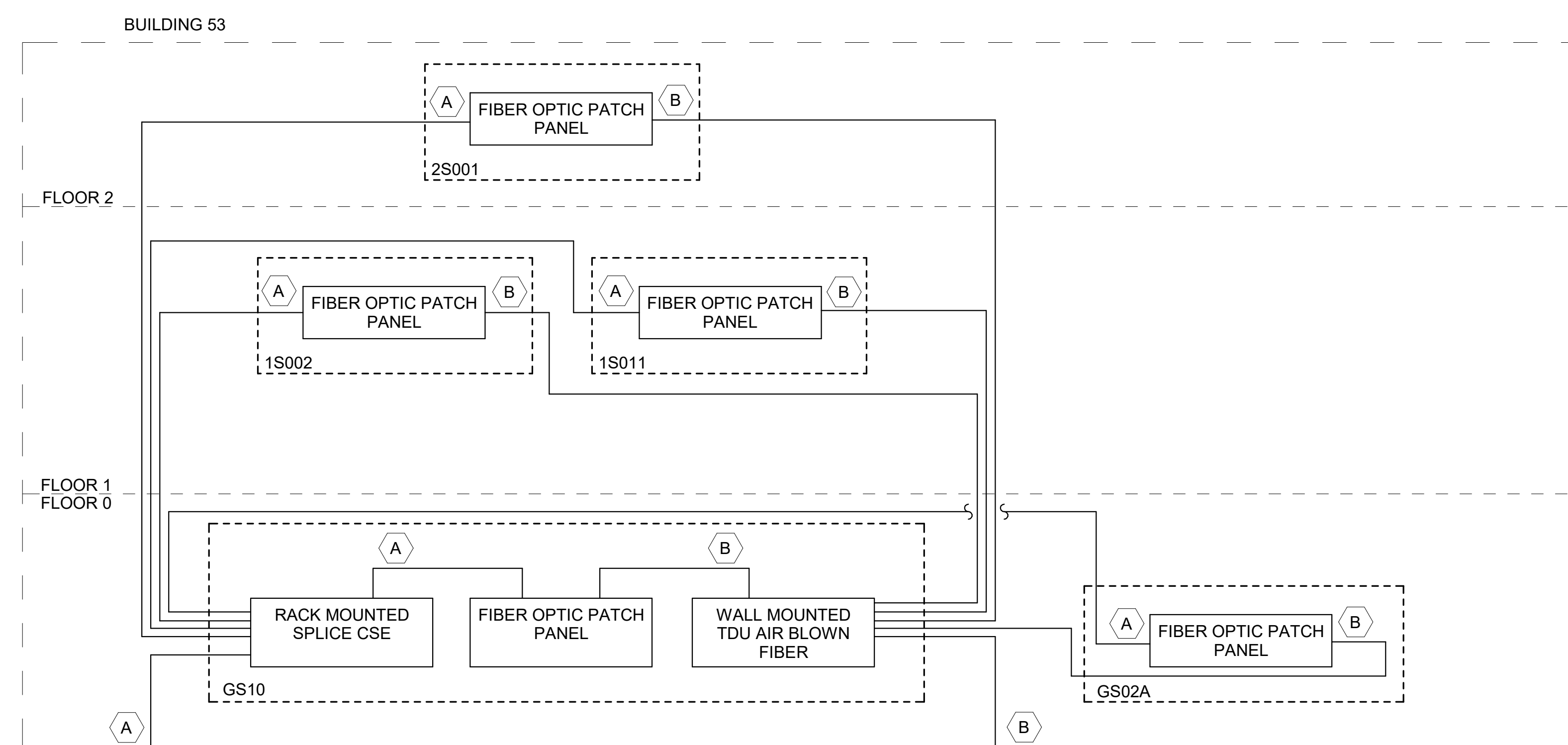
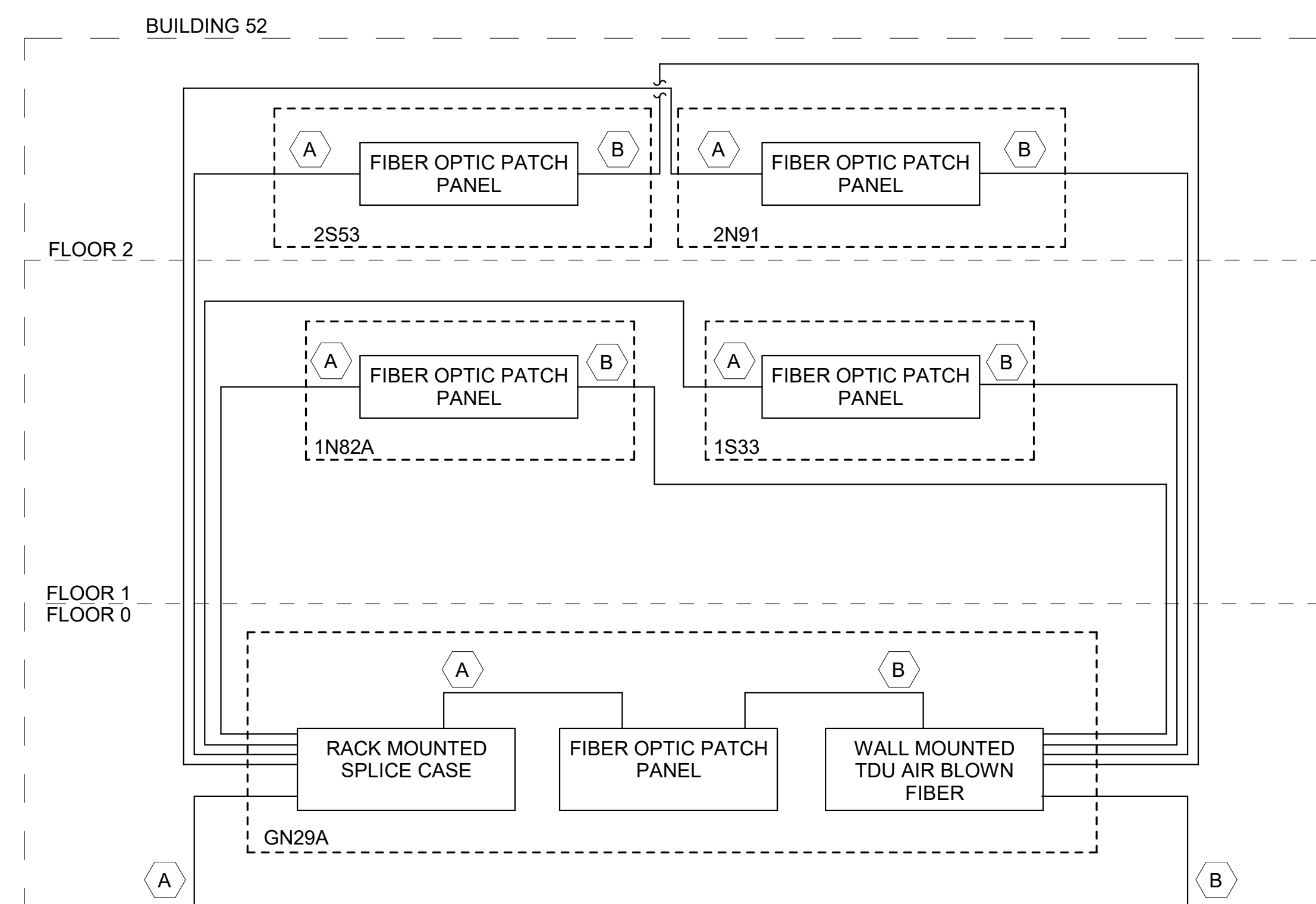
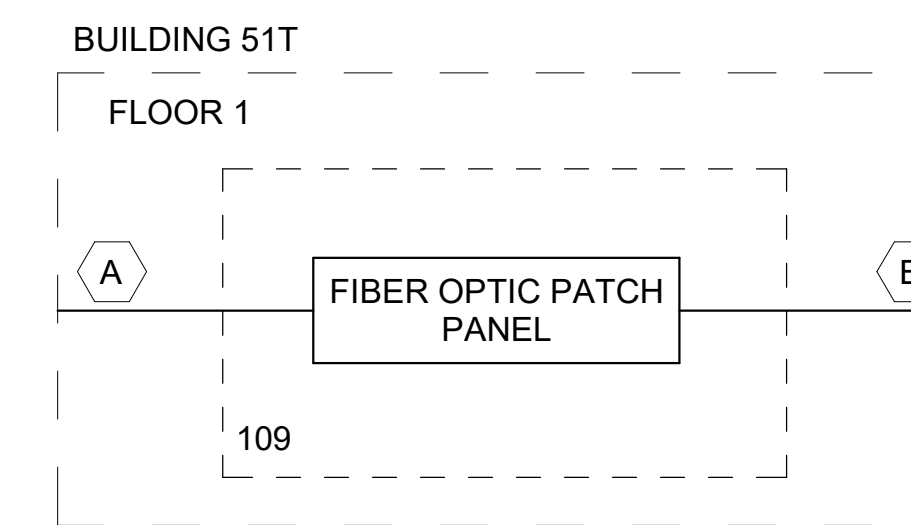
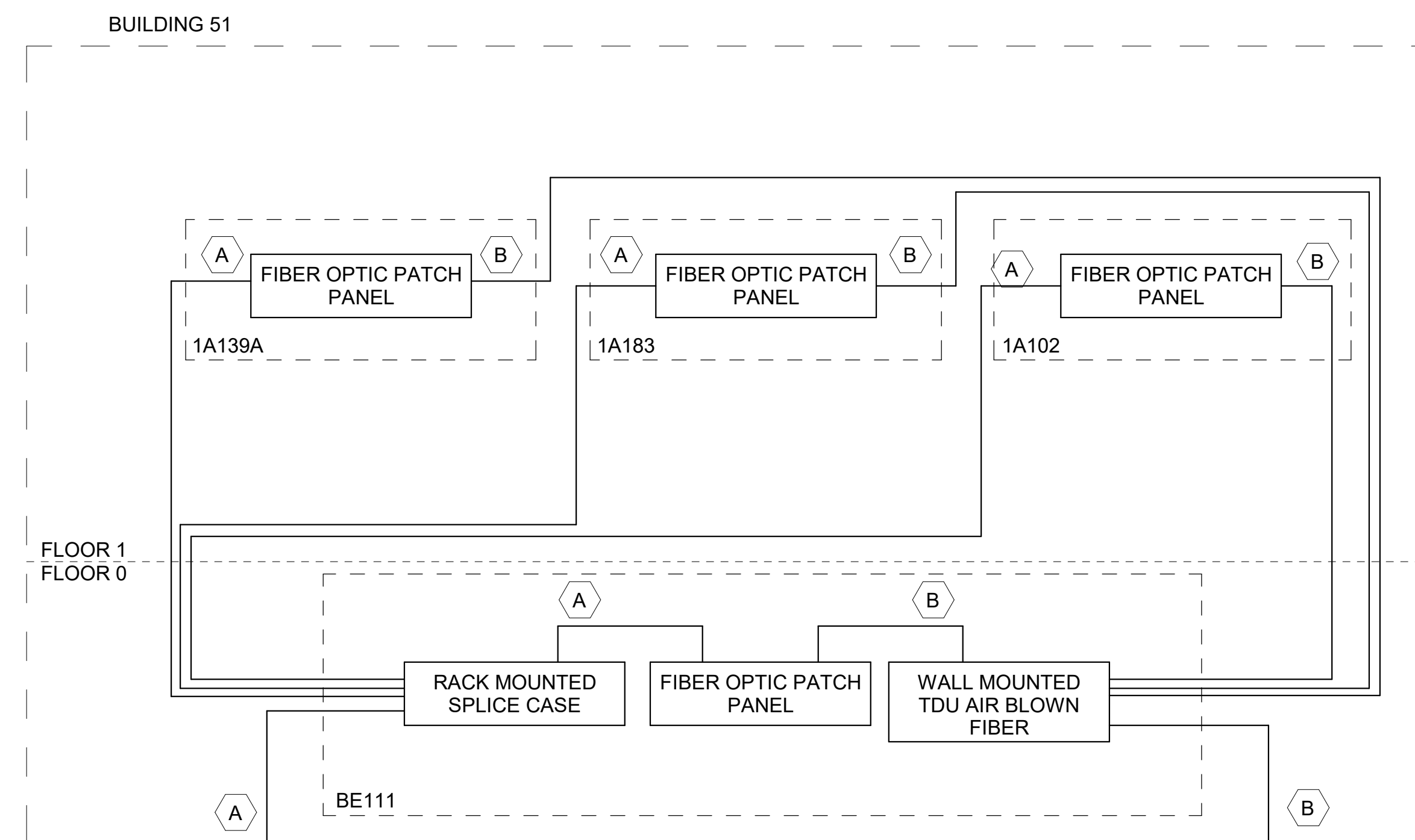
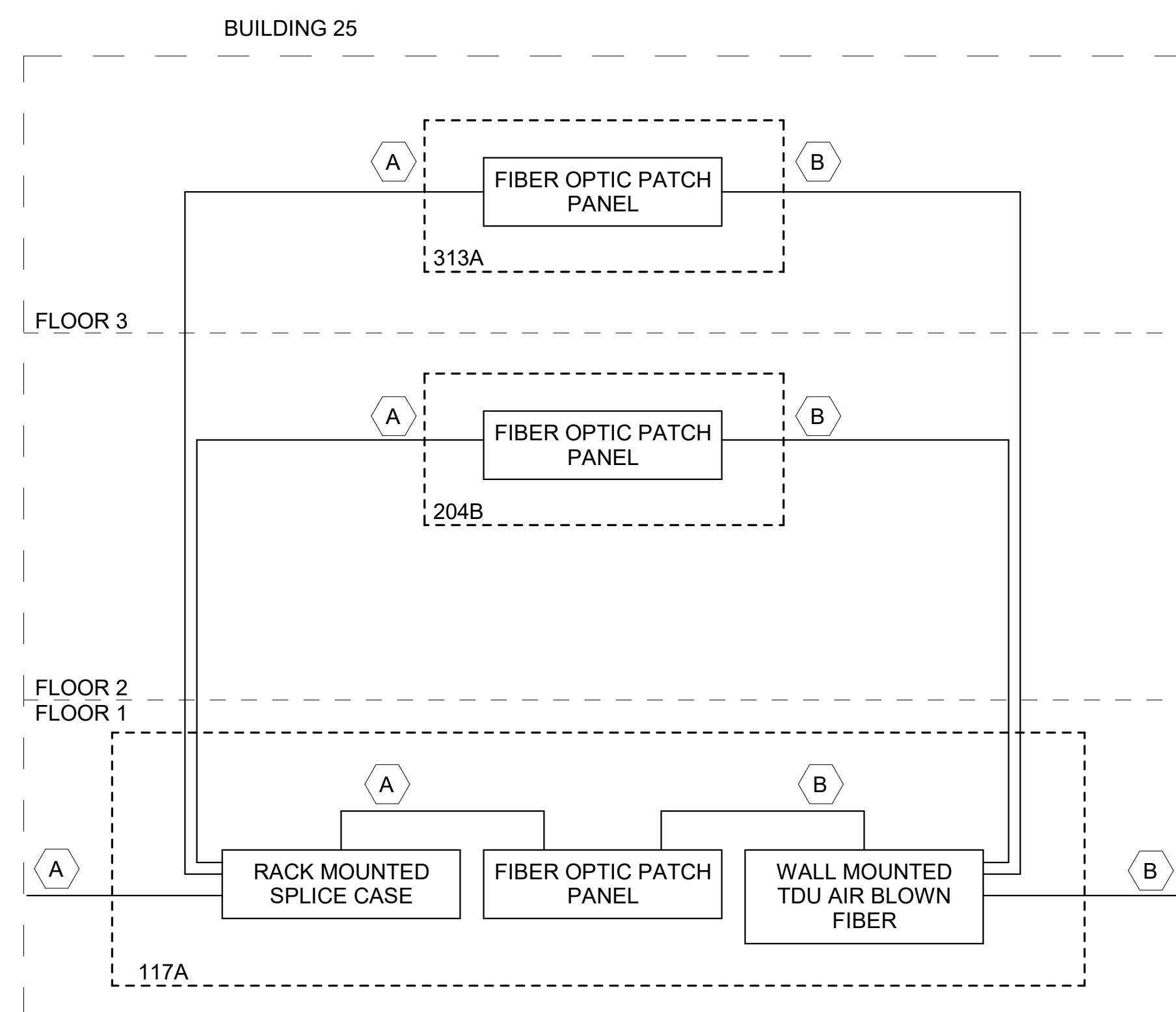
Project Number	657-21-701 IB
----------------	---------------

Building Number

	Drawing Number

E1601

432 OF 435



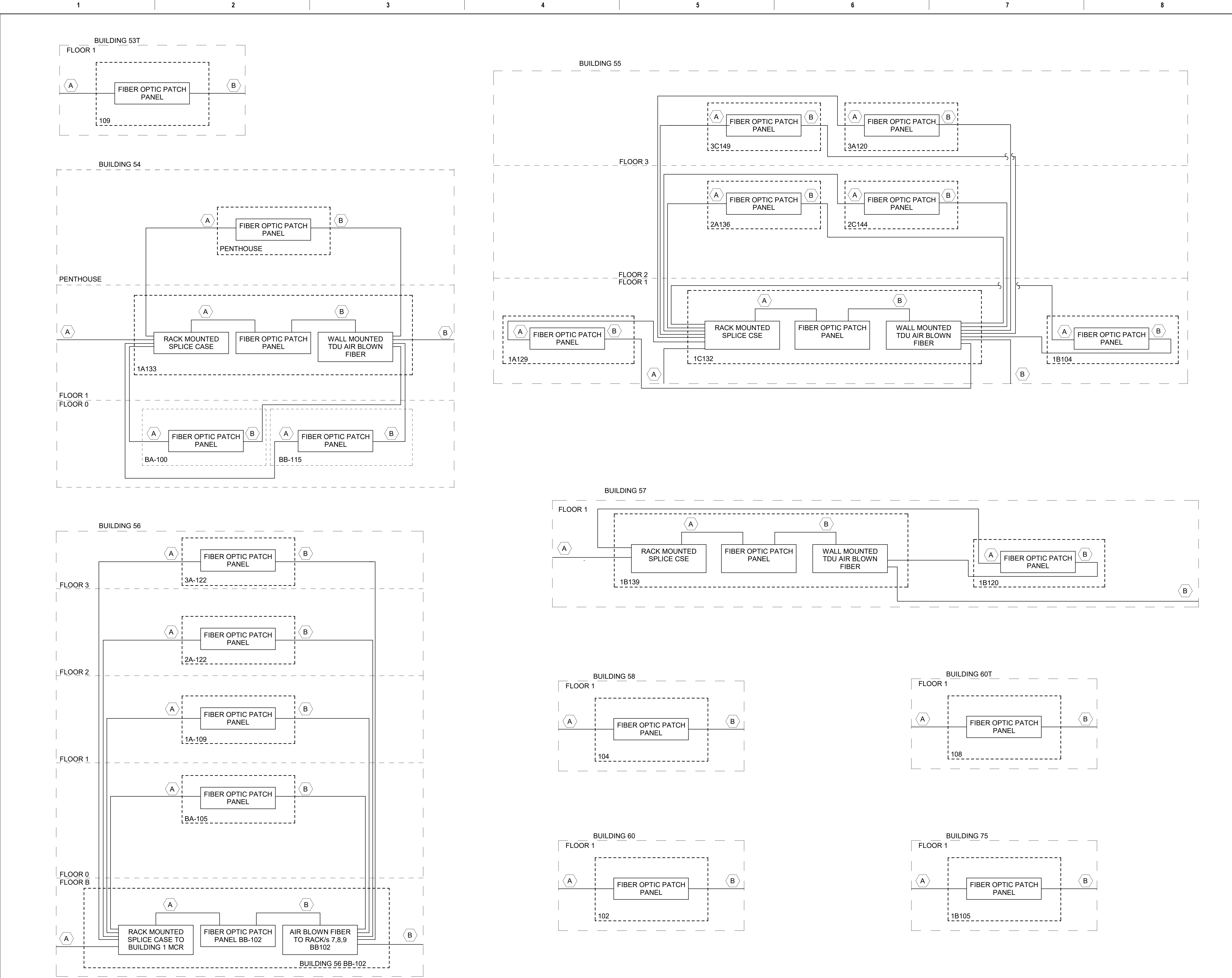
GENERAL NOTE

1. REFERENCE COMMUNICATIONS DRAWINGS FOR ADDITIONAL SITE WIDE FIBER-OPTIC BACKBONE CABLING INFORMATION.
2. REFERENCE COMMUNICATIONS DRAWINGS FOR ALL FIBER-OPTIC CABLING AS REQUIRED.

KEY NOTE

- A A-SIDE FIBER-OPTIC BACKBONE.
- B B-SIDE FIBER-OPTIC BACKBONE.

[illegible]



GENERAL NOTE

1. REFERENCE COMMUNICATIONS DRAWINGS FOR ADDITIONAL SITE WIDE FIBER-OPTIC BACKBONE CABLING INFORMATION.
2. REFERENCE COMMUNICATIONS DRAWINGS FOR ALL FIBER-OPTIC CABLING AS REQUIRED.

KEY NOTE

- A A-SIDE FIBER-OPTIC BACKBONE.
B B-SIDE FIBER-OPTIC BACKBONE.

Revisions:	Date:


CONSULTANT

ARCHITECT/ENGINEER OF RECORD

A/E:
SPEES DESIGN BUILD
625 1ST AVE, STE 301
SEATTLE, WA 98104
(206) 590-2118
RAY SPEES



STAMP



Office of
Construction
and Facilities
Management
VA U.S. Department
of Veterans Affairs

Drawing Title
FIBER OPTIC NETWORK DIAGRAM

Approved:

Phase
CONSTRUCTION
DOCUMENTS

FULLY SPRINKLERED

Project Title
EHRM INFRASTRUCTURE
UPGRADES

Location
ST. LOUIS VA MEDICAL CENTER - JEFFERSON BARRACKS, MO

Issue Date
03/31/2022

Checked
LRL/WM

Drawn
JBB/JGE

Project Number
657-21-701JB
Building Number
-
Drawing Number
ET603
434 OF 435

TELECOMMUNICATIONS WAO AND CABLE TRAY SCHEDULE							
BUILDING NO.	FLOOR	TOTAL DATA CONNECTIONS (NOTE 6)	TOTAL DATA RACKS PER FLOOR (NOTE 1)	TELECOMMUNICATIONS ROOM NAME		MINIMUM REQUIRED HORIZONTAL CABLING UTP PATCH PANELS AND NETWORK SWITCHES (NOTE 2)	MINIMUM HORIZONTAL CABLE TRAY WIDTH REQUIREMENT (INCHES) (NOTE 5)
1	0	145	11 (EXISTING)	GC12		4	24 (NOTE 4)
	1	161	3	C102D		4	24 (NOTE 3)
	1	176	3	1E15		4	24 (NOTE 3)
	2	279	2	2C10		6	36 (NOTE 4)
	3	267	4	E303	3C13	6	20 (NOTE 4)
2	0	14	1 (TE)	G04		1	12 (NOTE 3)
	1	56	2	111		2	12 (NOTE 3)
	2	40	1	209		1	12 (NOTE 3)
	3	68	2	308		2	12 (NOTE 3)
3	0	30	2	B025		1	12 (NOTE 3)
	1	72	2	117		2	18 (NOTE 3)
	2	78	2	224A		2	18 (NOTE 3)
3T	1	32	1 (TE)	118		1	12 (NOTE 3)
18	0	52	2	011		2	12 (NOTE 3)
	1	207	2	119		5	18 (NOTE 3)
	2	155	2	213		4	18 (NOTE 3)
	3	147	1	312		4	12 (NOTE 3)
23	0	72	2	G09		2	12 (NOTE 3)
	1	246	2	121A		6	20 (NOTE 3)
24	0	32	2	G02A		1	12 (NOTE 3)
	1	45	2	114B		1	12 (NOTE 3)
	2	40	2	205A		1	12 (NOTE 3)
25	0	16	2	117A		4	18 (NOTE 3)
	1	140					
	2	171	2	204B		4	18 (NOTE 3)
	3	168	1	313A		4	18 (NOTE 3)
51T	1	30	1 (TE)	109		1	12 (NOTE 3)
51	0	45	2	BE111		1	12 (NOTE 3)
	1 (AREA A)	103	2	1A139		3	18 (NOTE 3)
	1 (AREA B)						
	0 (AREA C)						
	1 (AREA C)	229	3	1A183		5	20 (NOTE 4)
	1 (AREA E)						
1 (AREA D)	161	2	1A102		4	20 (NOTE 3)	
52	0	118	2	GN29A		3	18 (NOTE 3)
	1	396	3	1N82A	1S33	9	18 (NOTE 4)
	2	304	4	2S53	2N91	7	18 (NOTE 4)
53	0	205	3	GS10	GS02	5	18 (NOTE 3)
	1	287	3	1S002	1S011	6	20 (NOTE 3)
	2	326	2	2S001		7	24 (NOTE 4)
53T	1	55	1 (TE)	109		2	12 (NOTE 3)
55	1 (AREA A)	270	4	1A129	1B104	6	18 (NOTE 3)
	1 (AREA B)	162	1	1C132		4	18 (NOTE 3)
	2 (AREA A)	318	2	2A136		7	20 (NOTE 4)
	2 (AREA B)	248	2	2C144		6	24 (NOTE 3)
	3 (AREA A)	292	2	3A120		7	24 (NOTE 4)
	3 (AREA B)	212	2	3C149		5	20 (NOTE 4)
56	0	524	2	BA-105		11	20 (NOTE 4)
	1	348	2	1A-109		8	18 (NOTE 3)
	2	396	2	2A-122		9	18 (NOTE 4)
	3	414	2	3A-122		9	18 (NOTE 4)
57	1	174	2	1B139		4	18 (NOTE 4)
	1	95	1	1B120		2	12 (NOTE 3)
58	1	372	2	104		8	24 (NOTE 3)
60	1	38	1	102		1	12 (NOTE 3)
60T	1	61	1 (TE)	108		2	12 (NOTE 3)
75	1	50	3	1B105		3	12 (NOTE 3)
	MEZ	62					
Notes: 1. REFERENCE TR ENLARGED PLANS FOR EXACT RACK QUANTITY PER TR. 2. WHERE MULTIPLE DATA RACKS LIVE IN A TR, HORIZONTAL CABLING PATCHING AND SWITCHING EQUIPMENT SHALL BE DIVIDED AMONG THE TR DATA RACKS AS EVENLY POSSIBLE. 3. CABLE TRAY DEPTH SHALL BE 4". IF TR ROOM ALLOWS, CONTRACTOR MAY SUBSTITUTE 4" DEEP CABLE TRAY FOR A 6" CABLE TRAY; TOTAL CABLE FILL SHALL 4. CABLE TRAY DEPTH SHALL BE 6". PROVIDE LENGTH AS REQUIRED. CABLE TRAY SHALL BE PROVIDED TO NOT EXCEED 40% FILL. 5. BUILDING DISTRIBUTION CABLE TRAYS AND ASSOCIATED TR CABLE TRAYS SHALL BE EQUAL IN SIZE. 6. TOTAL NUMBER OF DATA CONNECTIONS AND CABLING FOR WAOs AND WAPs SHALL BE VERIFIED BY CONTRACTOR PRIOR TO ACQUISITION OF EQUIPMENT AND CABLING. CONTRACTOR SHALL PROVIDE AN INITIAL SURVEY OF ALL AREAS TO HAVE UPGRADED WAOs AND OTHER DATA CONNECTED EQUIPMENT IN ORDER TO VERIFY EXACT LOCATIONS AND QUANTITIES PRIOR TO CONSTRUCTION.							

		CONSULTANT	ARCHITECT/ENGINEER OF RECORD	STAMP	Office of Construction and Facilities Management	Drawing Title TELECOMMUNICATIONS SCHEDULES	Phase CONSTRUCTION DOCUMENTS	Project Title EHRM INFRASTRUCTURE UPGRADES	Project Number 657-21-701JB
						Approved:		Location ST. LOUIS VA MEDICAL CENTER - JEFFERSON BARRACKS, MO	Building Number -
							FULLY SPRINKLERED	Issue Date 03/31/2022	Issue Date 03/31/2022
								Checked LRL/WM	Drawn JGE/JBB
									Drawing Number ET701
									435 OF 435
Revisions:		Date:							