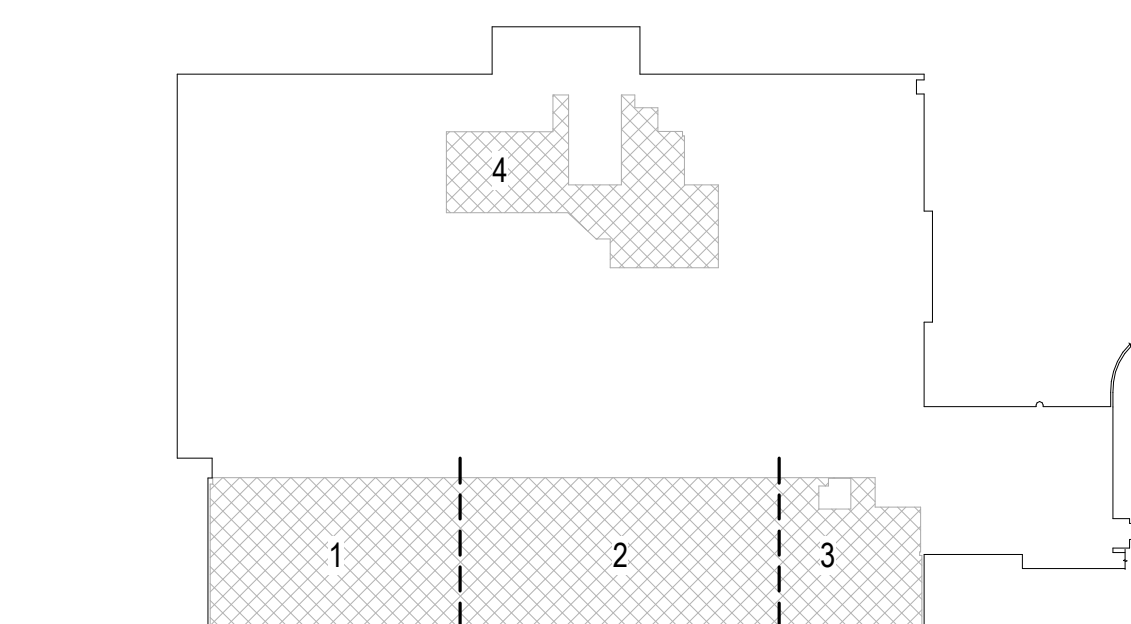
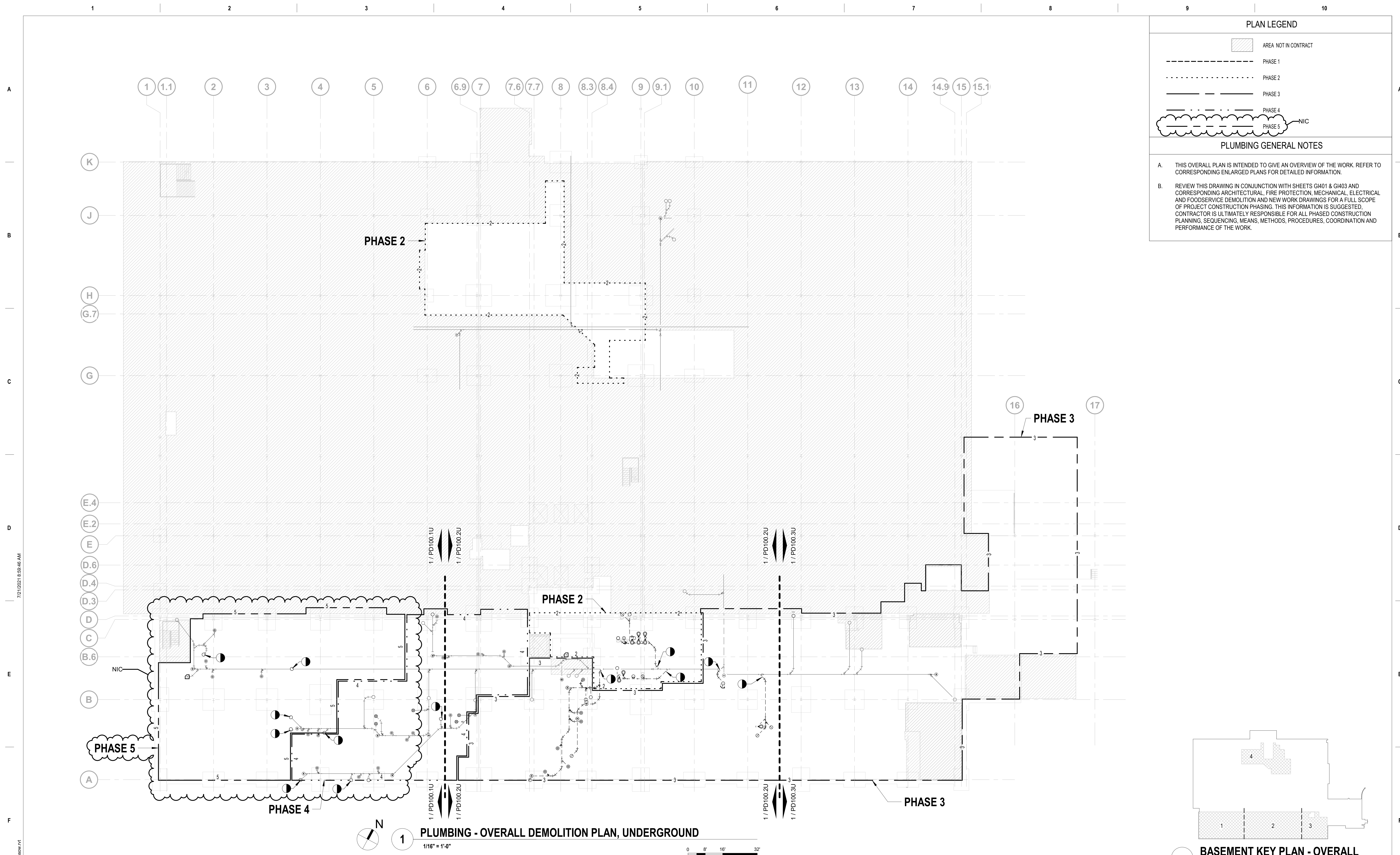


Project Number
613-19-103
Building Number
500
Drawing Number
P001

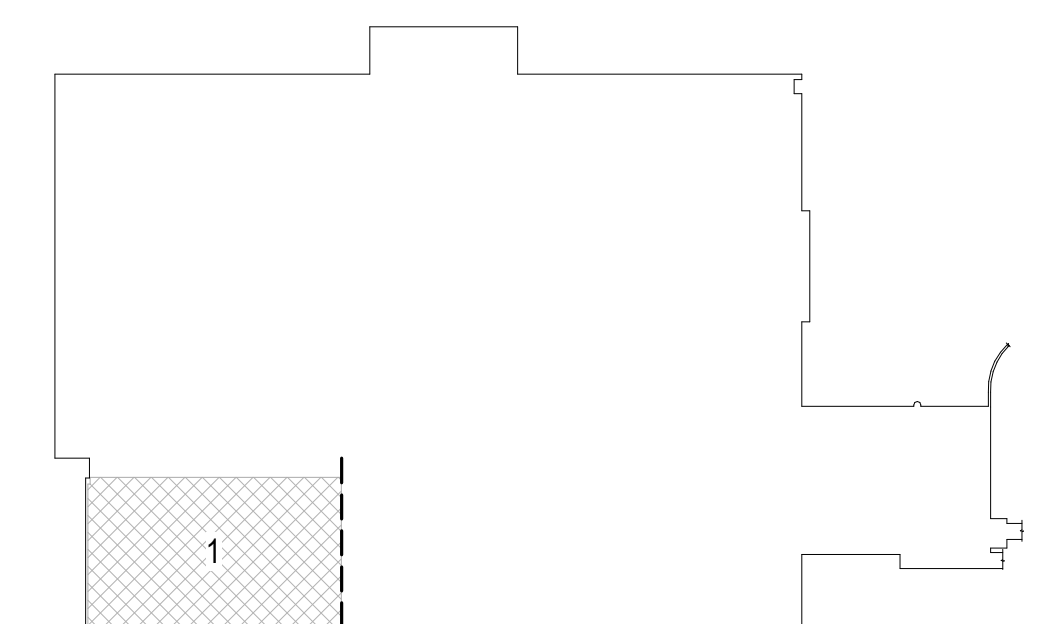
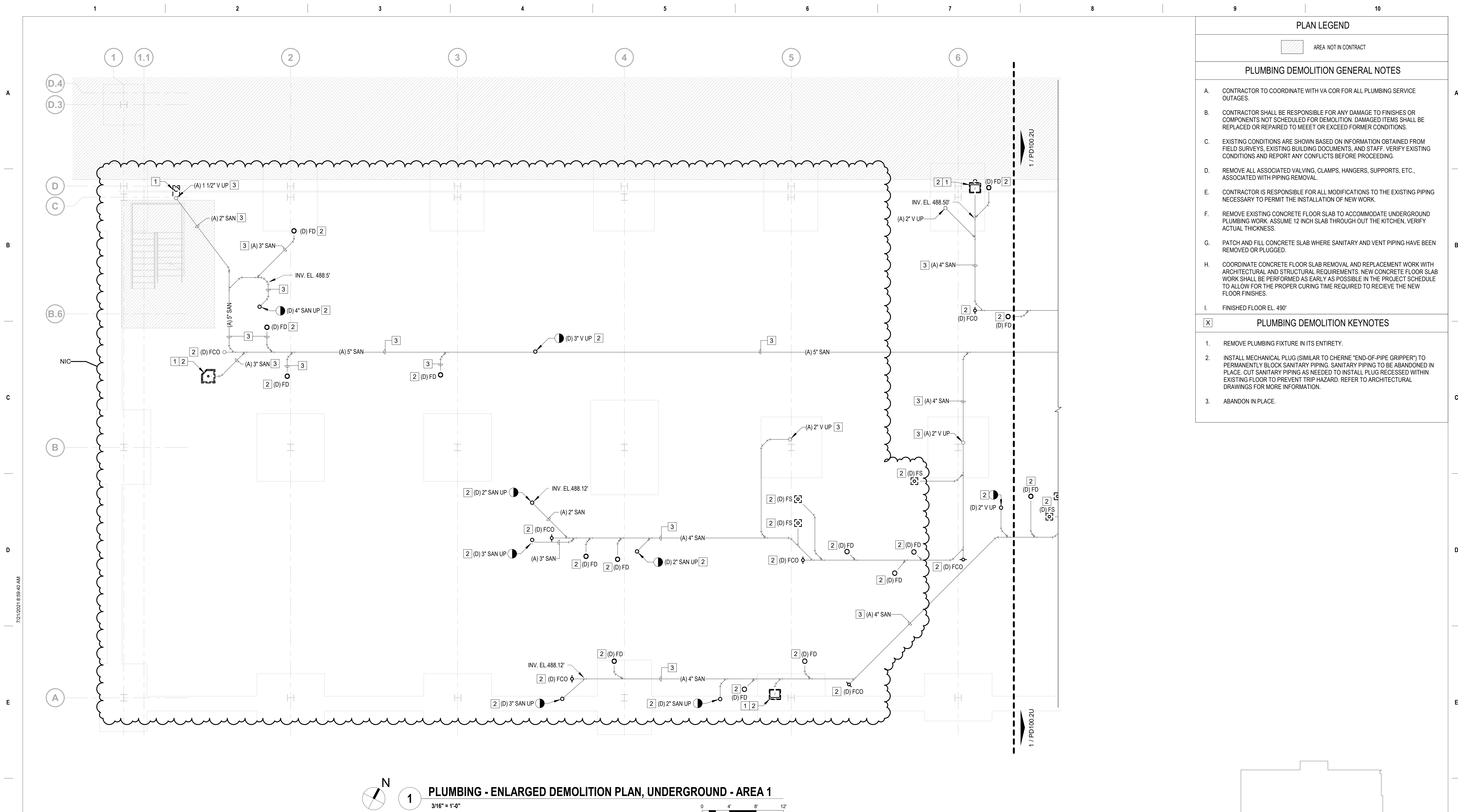


BASEMENT KEY PLAN - OVERALL

NOT TO
SCALE

VA CONTRACT NO: 36C24519C0171

[illegible]



BASEMENT KEY PLAN - AREA 1

NOT TO
SCALE

VA CONTRACT NO: 36C24519C0171

Project Title RENOVATE /UPGRADE NUTRITION & FOOD SERVICE KITCHEN			Project Number 613-19-103
Location 510 BUTLER AVENUE, MARTINSBURG, WV 25405			Buidling Number 500
Issue Date 07/23/21	Checked RAH	Drawn TE	PD100.1U
(Empty space for notes or additional information)			

100% CONSTRUCTION DOCUMENTS SUBMISSION	07/23/2021
95% CONSTRUCTION DOCUMENTS SUBMISSION	02/12/2021
60% DESIGN DEVELOPMENT SUBMISSION	09/11/2020
30% SCHEMATIC DESIGN DEVELOPMENT	05/24/2020
Revisions:	Date:

CONSULTANT

ARCHITECT/ENGINEER OF RECORD

STAMP

Office of
Construction
and Facilities
Management

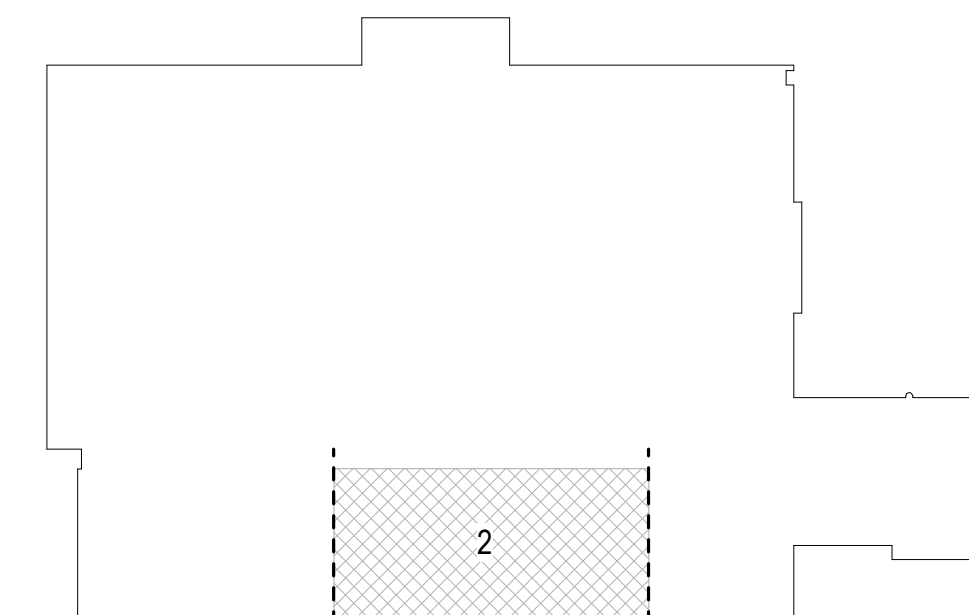
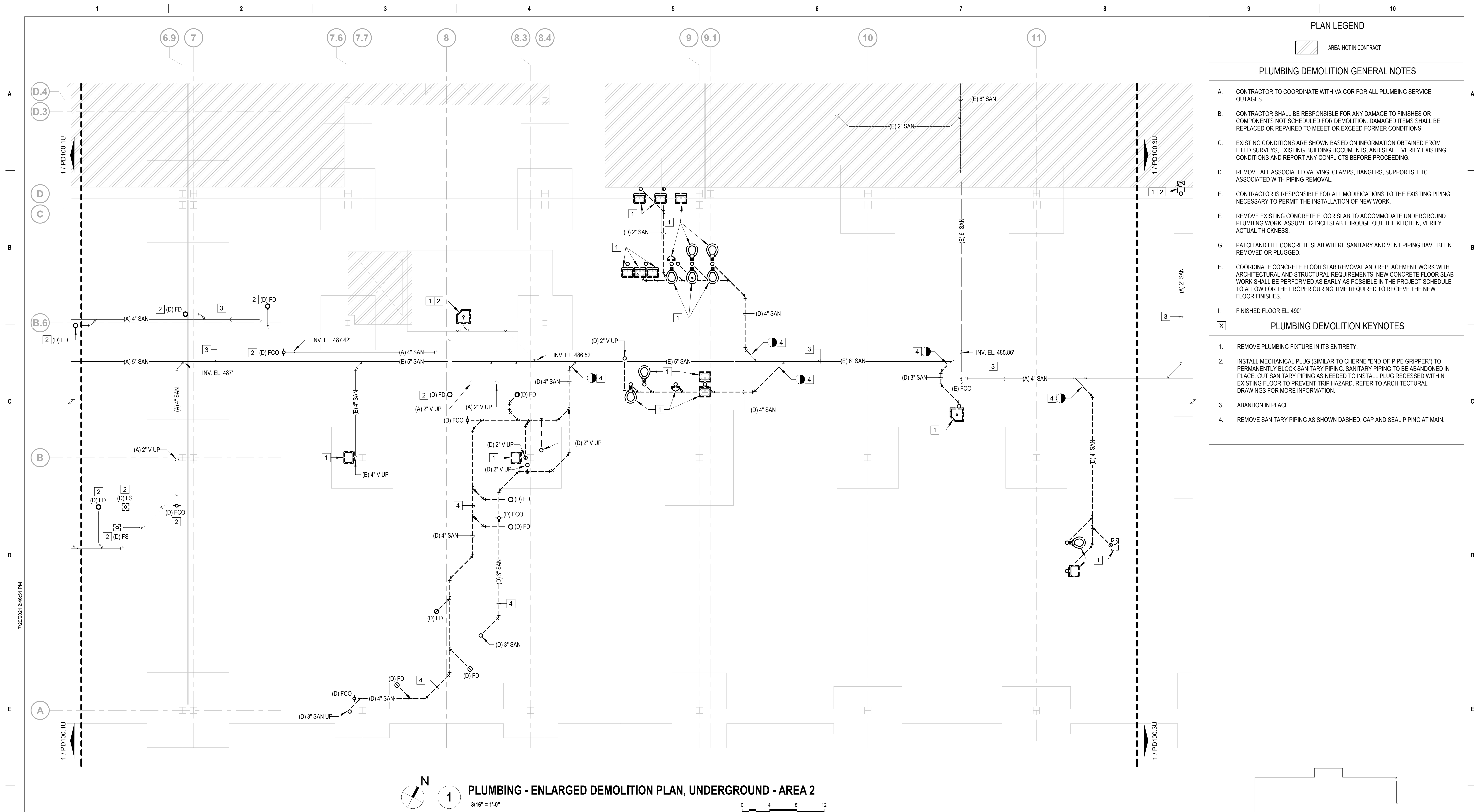
VA | U.S. Department
of Veterans Affairs

Drawing Title PLUMBING - ENLARGED DEMOLITION PLAN, UNDERGROUND - AREA 1
--

Approved: Project Director

Phase	100% CONSTRUCTION DOCUMENTS
-------	-----------------------------

FULLY SPRINKLERED



BASEMENT KEY PLAN - AREA 2

NOT TO
SCALE

VA CONTRACT NO: 36C24519C0171

Project Title			Project Number	
RENOVATE /UPGRADE NUTRITION & FOOD SERVICE KITCHEN			613-19-103	
Location 510 BUTLER AVENUE, MARTINSBURG, WV 25405			Building Number	
			500	
Issue Date			Drawing Number	
07/23/21	Checked RAH	Drawn TWE	PD100.2U	

100% CONSTRUCTION DOCUMENTS SUBMISSION	07/23/2021
95% CONSTRUCTION DOCUMENTS SUBMISSION	02/12/2021
60% DESIGN DEVELOPMENT SUBMISSION	09/11/2020
30% SCHEMATIC DESIGN DEVELOPMENT	05/24/2020
Revisions:	Date:

CONSULTANT

ARCHITECT/ENGINEER OF RECORD

STAMP

Office of
Construction
and Facilities
Management

VA

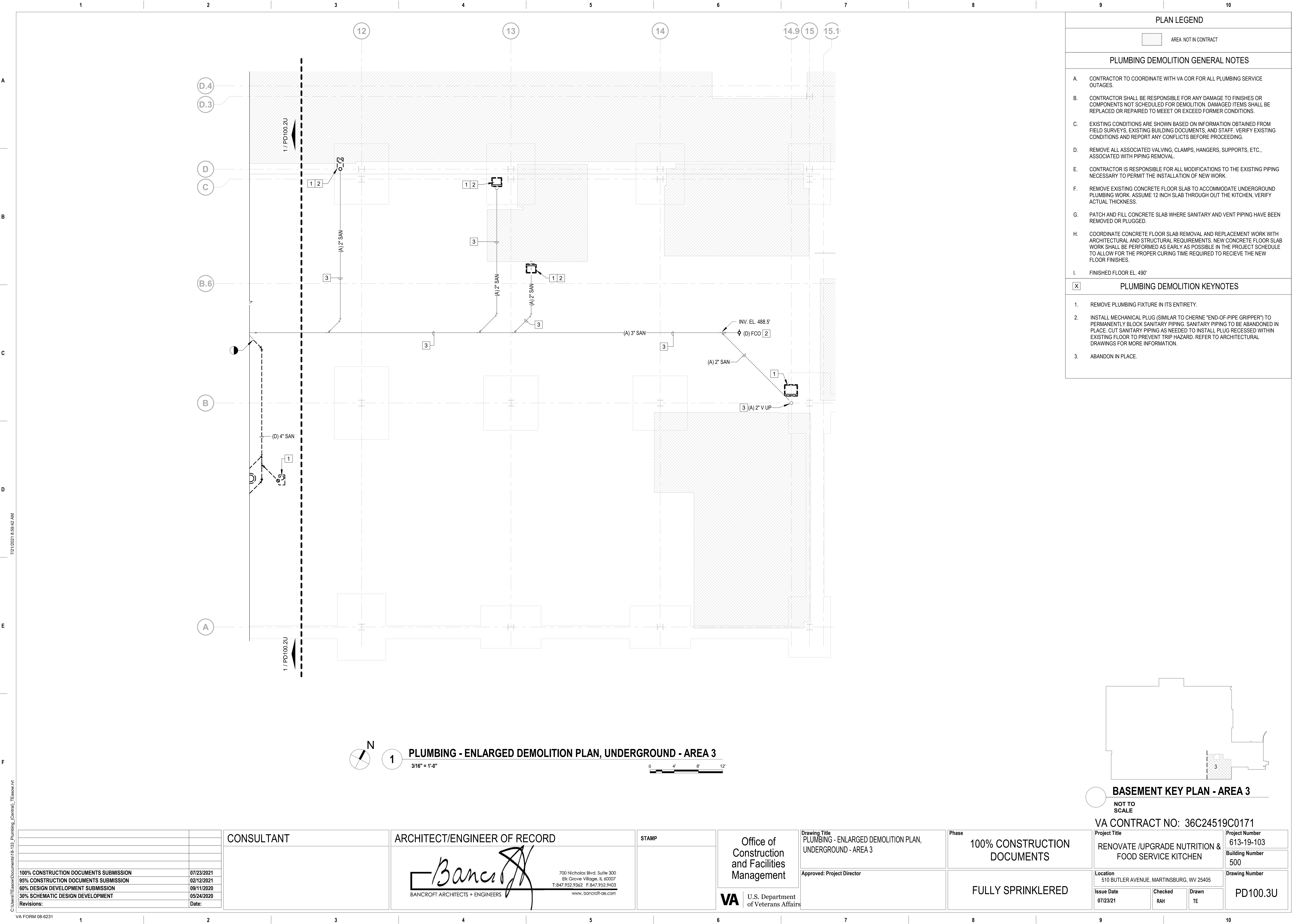
U.S. Department
of Veterans Affairs

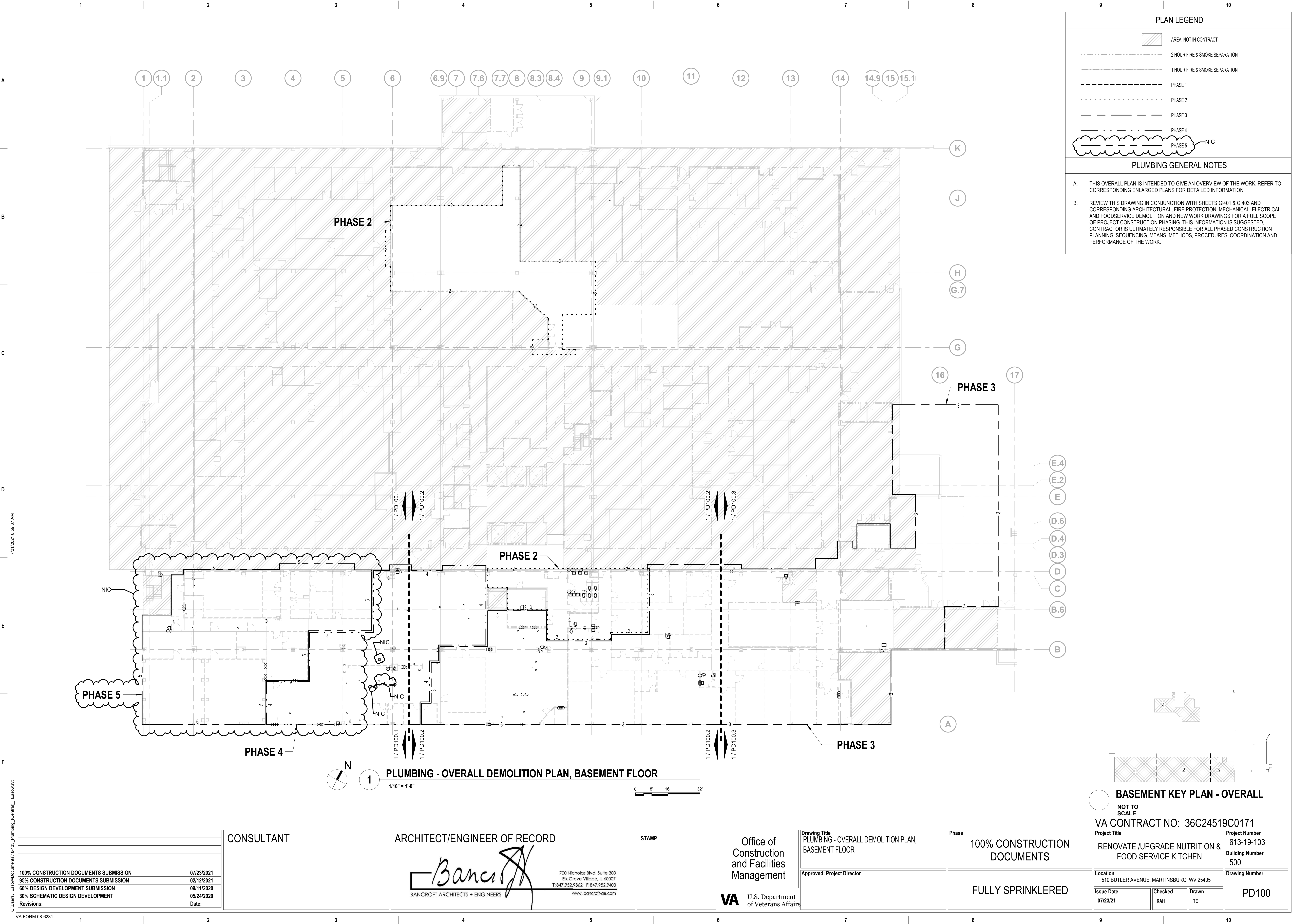
Drawing Title
PLUMBING - ENLARGED DEMOLITION PLAN,
UNDERGROUND - AREA 2

Approved: Project Director

Phase	100% CONSTRUCTION DOCUMENTS
-------	-----------------------------

FULLY SPRINKLERED





PLAN LEGEND

AREA NOT IN CONTRACT

2 HOUR FIRE & SMOKE SEPARATION

1 HOUR FIRE & SMOKE SEPARATION

PHASE 1

PHASE 2

PHASE 3

PHASE 4

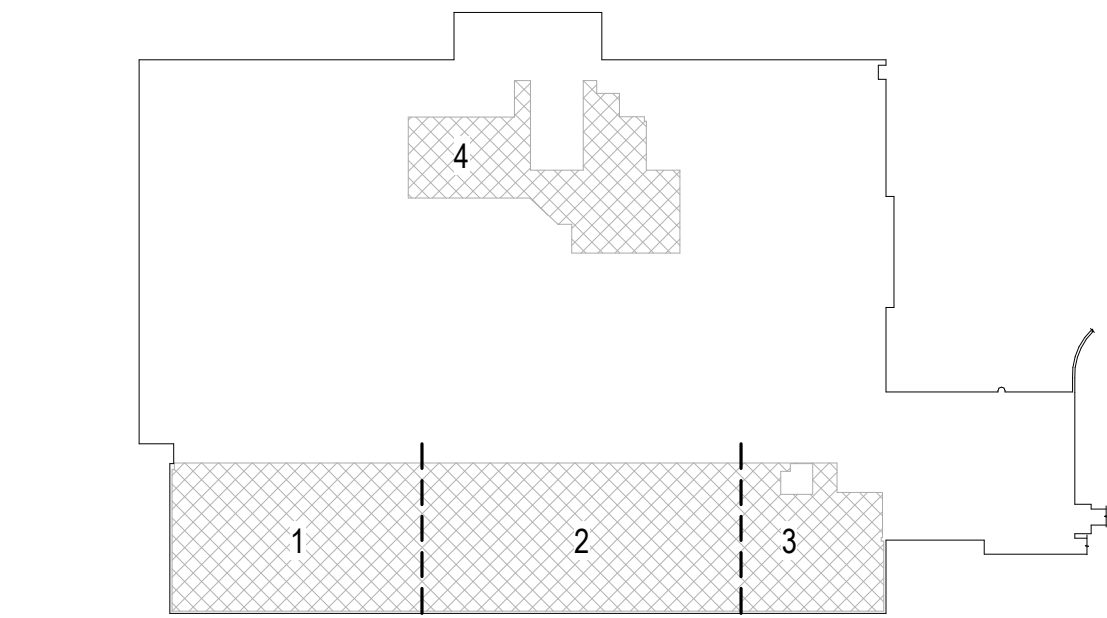
PHASE 5

NIC

PLUMBING GENERAL NOTES

A. THIS OVERALL PLAN IS INTENDED TO GIVE AN OVERVIEW OF THE WORK. REFER TO CORRESPONDING ENLARGED PLANS FOR DETAILED INFORMATION.

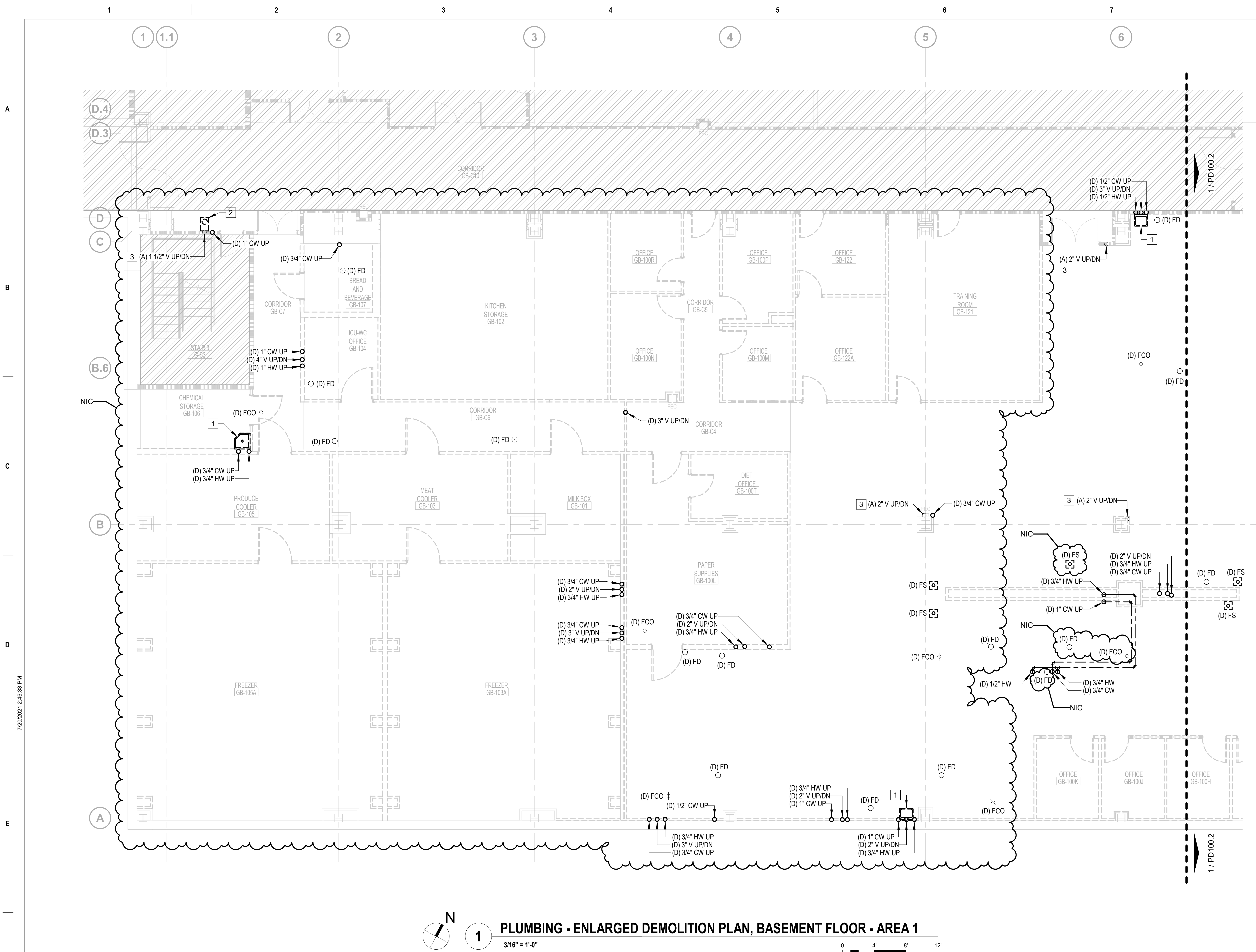
B. REVIEW THIS DRAWING IN CONJUNCTION WITH SHEETS G401 & G403 AND CORRESPONDING ARCHITECTURAL, FIRE PROTECTION, MECHANICAL, ELECTRICAL AND FOODSERVICE DEMOLITION AND NEW WORK DRAWINGS FOR A FULL SCOPE OF PROJECT CONSTRUCTION PHASING. THIS INFORMATION IS SUGGESTED. CONTRACTOR IS ULTIMATELY RESPONSIBLE FOR ALL PHASED CONSTRUCTION PLANNING, SEQUENCING, MEANS, METHODS, PROCEDURES, COORDINATION AND PERFORMANCE OF THE WORK.



BASEMENT KEY PLAN - OVERALL

NOT TO SCALE

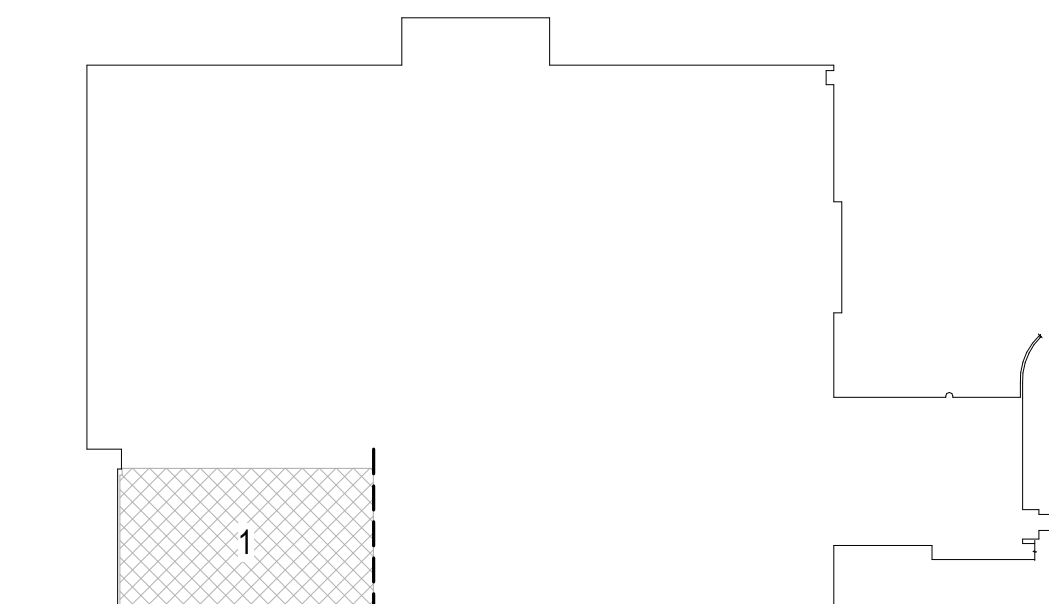
VA CONTRACT NO: 36C24519C0171





PLUMBING - ENLARGED DEMOLITION PLAN, BASEMENT FLOOR - AREA 1


3/16" = 1'-0"
 

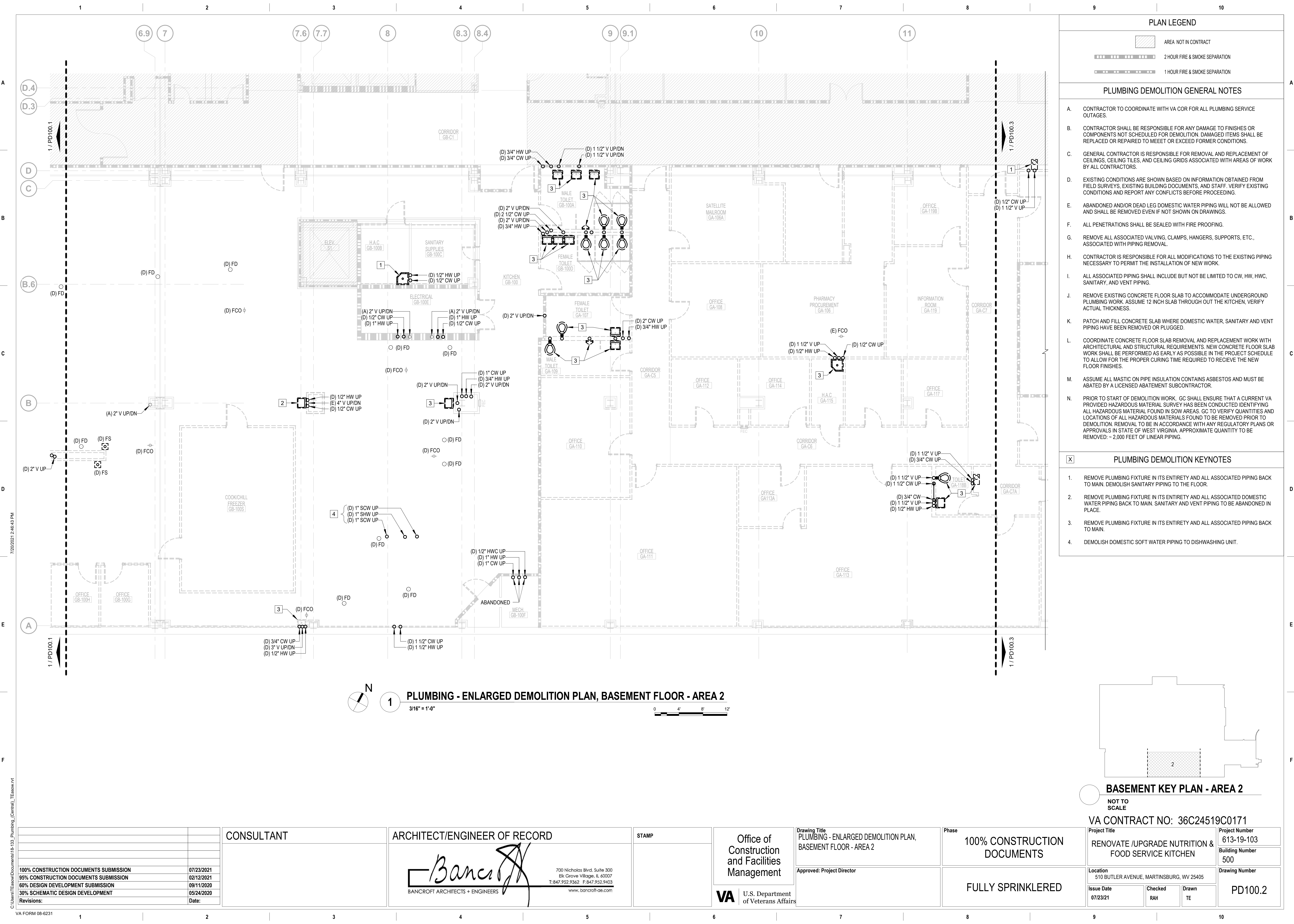


BASEMENT KEY PLAN - AREA 1

NOT TO
SCALE

VA CONTRACT NO: 36C24519C0171

		CONSULTANT		ARCHITECT/ENGINEER OF RECORD		STAMP		Office of Construction and Facilities Management		Drawing Title PLUMBING - ENLARGED DEMOLITION PLAN, BASEMENT FLOOR - AREA 1		Phase 100% CONSTRUCTION DOCUMENTS		Project Title RENOVATE /UPGRADE NUTRITION & FOOD SERVICE KITCHEN		Project Number 613-19-103	
								VA U.S. Department of Veterans Affairs		Approved: Project Director				Building Number 500			
														Location 510 BUTLER AVENUE, MARTINSBURG, WV 25405		Drawing Number PD100.1	
														Issue Date 07/23/21		Checked RAH	
														Drawn TE			



PLAN LEGEND

AREA NOT IN CONTRACT

2 HOUR FIRE & SMOKE SEPARATION

1 HOUR FIRE & SMOKE SEPARATION

PLUMBING DEMOLITION GENERAL NOTES

A. CONTRACTOR TO COORDINATE WITH VA COR FOR ALL PLUMBING SERVICE OUTAGES.

B. CONTRACTOR SHALL BE RESPONSIBLE FOR ANY DAMAGE TO FINISHES OR COMPONENTS NOT SCHEDULED FOR DEMOLITION. DAMAGED ITEMS SHALL BE REPLACED OR REPAIRED TO MEET OR EXCEED FORMER CONDITIONS.

C. GENERAL CONTRACTOR IS RESPONSIBLE FOR REMOVAL AND REPLACEMENT OF CEILINGS, CEILING TILES, AND CEILING GRIDS ASSOCIATED WITH AREAS OF WORK BY ALL CONTRACTORS.

D. EXISTING CONDITIONS ARE SHOWN BASED ON INFORMATION OBTAINED FROM FIELD SURVEYS, EXISTING BUILDING DOCUMENTS, AND STAFF. VERIFY EXISTING CONDITIONS AND REPORT ANY CONFLICTS BEFORE PROCEEDING.

E. ABANDONED AND/OR DEAD LEG DOMESTIC WATER PIPING WILL NOT BE ALLOWED AND SHALL BE REMOVED EVEN IF NOT SHOWN ON DRAWINGS.

F. ALL PENETRATIONS SHALL BE SEALED WITH FIRE PROOFING.

G. REMOVE ALL ASSOCIATED VALVING, CLAMPS, HANGERS, SUPPORTS, ETC., ASSOCIATED WITH PIPING REMOVAL.

H. CONTRACTOR IS RESPONSIBLE FOR ALL MODIFICATIONS TO THE EXISTING PIPING NECESSARY TO PERMIT THE INSTALLATION OF NEW WORK.

I. ALL ASSOCIATED PIPING SHALL INCLUDE BUT NOT BE LIMITED TO CW, HW, HWC, SANITARY, AND VENT PIPING.

J. REMOVE EXISTING CONCRETE FLOOR SLAB TO ACCOMMODATE UNDERGROUND PLUMBING WORK. ASSUME 12 INCH SLAB THROUGH OUT THE KITCHEN, VERIFY ACTUAL THICKNESS.

K. PATCH AND FILL CONCRETE SLAB WHERE DOMESTIC WATER, SANITARY AND VENT PIPING HAVE BEEN REMOVED OR PLUGGED.

L. COORDINATE CONCRETE FLOOR SLAB REMOVAL AND REPLACEMENT WORK WITH ARCHITECTURAL AND STRUCTURAL REQUIREMENTS. NEW CONCRETE FLOOR SLAB WORK SHALL BE PERFORMED AS EARLY AS POSSIBLE IN THE PROJECT SCHEDULE TO ALLOW FOR THE PROPER CURING TIME REQUIRED TO RECIEVE THE NEW FLOOR FINISHES.

M. ASSUME ALL MASTIC ON PIPE INSULATION CONTAINS ASBESTOS AND MUST BE ABATED BY A LICENSED ABATEMENT SUBCONTRACTOR.

N. PRIOR TO START OF DEMOLITION WORK, GC SHALL ENSURE THAT A CURRENT VA PROVIDED HAZARDOUS MATERIAL SURVEY HAS BEEN CONDUCTED IDENTIFYING ALL HAZARDOUS MATERIAL FOUND IN SOW AREAS. GC TO VERIFY QUANTITIES AND LOCATIONS OF ALL HAZARDOUS MATERIALS FOUND TO BE REMOVED PRIOR TO DEMOLITION. REMOVAL TO BE IN ACCORDANCE WITH ANY REGULATORY PLANS OR APPROVALS IN STATE OF WEST VIRGINIA. APPROXIMATE QUANTITY TO BE REMOVED: ~ 2,000 FEET OF LINEAR PIPING.

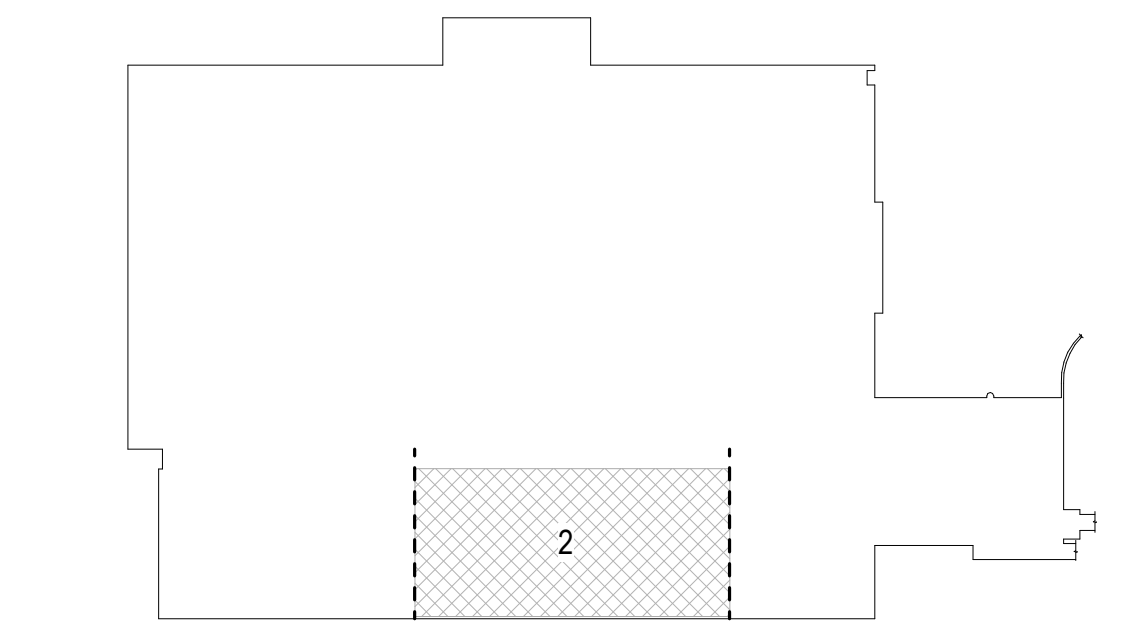
PLUMBING DEMOLITION KEYNOTES

1. REMOVE PLUMBING FIXTURE IN ITS ENTIRETY AND ALL ASSOCIATED PIPING BACK TO MAIN. DEMOLISH SANITARY PIPING TO THE FLOOR.

2. REMOVE PLUMBING FIXTURE IN ITS ENTIRETY AND ALL ASSOCIATED DOMESTIC WATER PIPING BACK TO MAIN. SANITARY AND VENT PIPING TO BE ABANDONED IN PLACE.

3. REMOVE PLUMBING FIXTURE IN ITS ENTIRETY AND ALL ASSOCIATED PIPING BACK TO MAIN.

4. DEMOLISH DOMESTIC SOFT WATER PIPING TO DISHWASHING UNIT.



BASEMENT KEY PLAN - AREA 2

NOT TO SCALE

VA CONTRACT NO: 36C24519C0171

Project Title	Project Number	
RENOVATE /UPGRADE NUTRITION & FOOD SERVICE KITCHEN	613-19-103	
Location	Building Number	
510 BUTLER AVENUE, MARTINSBURG, WV 25405	500	
Issue Date	Checked	Drawn
07/23/21	RAH	TE
Drawing Number		
PD100.2		

100% CONSTRUCTION DOCUMENTS SUBMISSION	07/23/2021
95% CONSTRUCTION DOCUMENTS SUBMISSION	02/12/2021
60% DESIGN DEVELOPMENT SUBMISSION	09/11/2020
30% SCHEMATIC DESIGN DEVELOPMENT	05/24/2020
Revisions:	Date:

CONSULTANT

ARCHITECT/ENGINEER OF RECORD

Bancroft

BANCROFT ARCHITECTS + ENGINEERS

700 Nicholas Blvd. Suite 300
Elk Grove Village, IL 60007
T: 847.952.9362 F: 847.952.9403
www.bancroft-ae.com

STAMP

Office of Construction and Facilities Management

VA U.S. Department of Veterans Affairs

Drawing Title

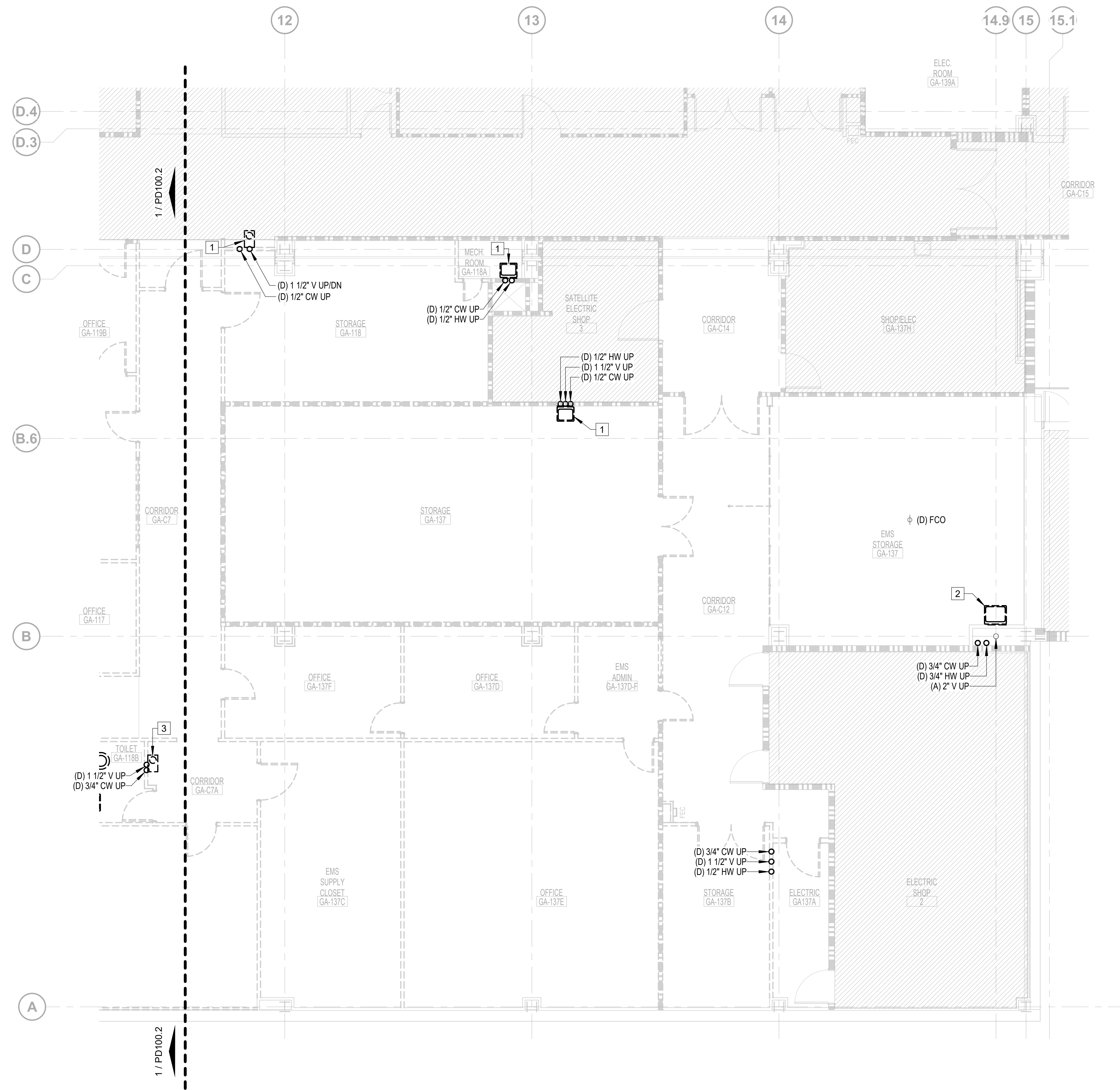
PLUMBING - ENLARGED DEMOLITION PLAN, BASEMENT FLOOR - AREA 2

Approved: Project Director

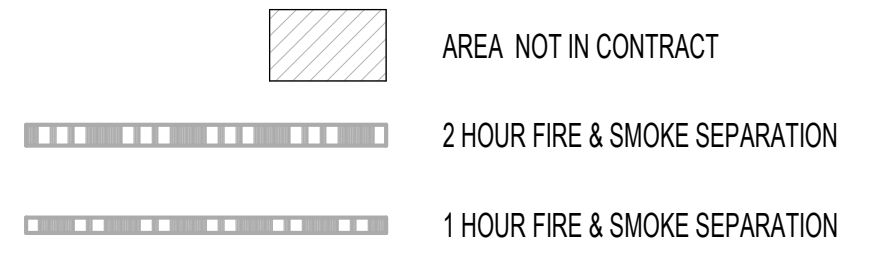
Phase

100% CONSTRUCTION DOCUMENTS

FULLY SPRINKLERED



PLAN LEGEND

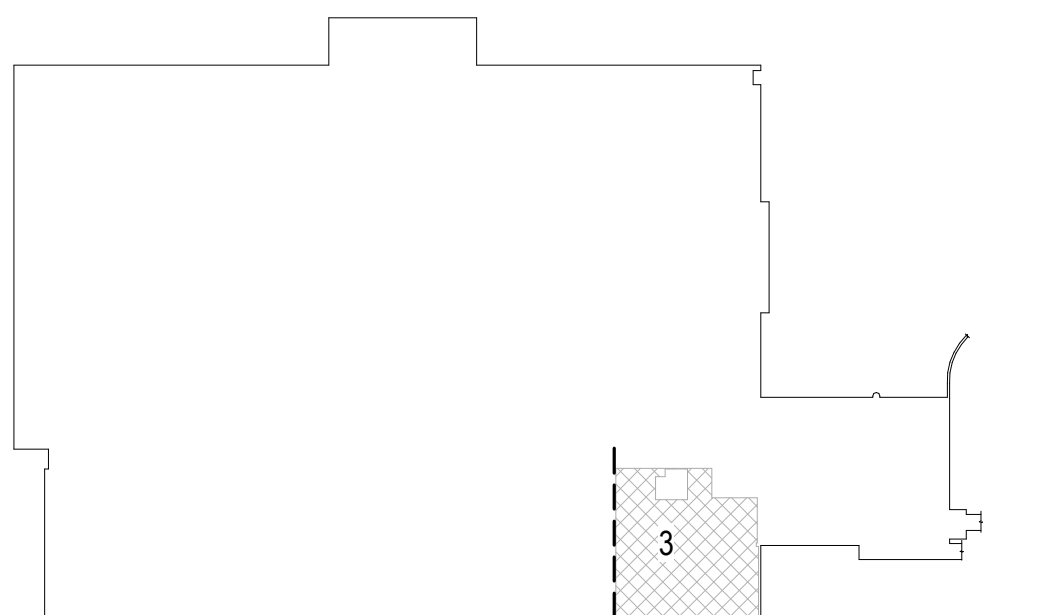


PLUMBING DEMOLITION GENERAL NOTES

- A. CONTRACTOR TO COORDINATE WITH VA OR FOR ALL PLUMBING SERVICE OUTAGES.
- B. CONTRACTOR SHALL BE RESPONSIBLE FOR ANY DAMAGE TO FINISHES OR COMPONENTS NOT SCHEDULED FOR DEMOLITION. DAMAGED ITEMS SHALL BE REPLACED OR REPAIRED TO MEET OR EXCEED FORMER CONDITIONS.
- C. GENERAL CONTRACTOR IS RESPONSIBLE FOR REMOVAL AND REPLACEMENT OF CEILINGS, CEILING TILES, AND CEILING GRIDS ASSOCIATED WITH AREAS OF WORK BY ALL CONTRACTORS.
- D. EXISTING CONDITIONS ARE SHOWN BASED ON INFORMATION OBTAINED FROM FIELD SURVEYS, EXISTING BUILDING DOCUMENTS, AND STAFF. VERIFY EXISTING CONDITIONS AND REPORT ANY CONFLICTS BEFORE PROCEEDING.
- E. ABANDONED AND/OR DEAD LEG DOMESTIC WATER PIPING WILL NOT BE ALLOWED AND SHALL BE REMOVED EVEN IF NOT SHOWN ON DRAWINGS.
- F. ALL PENETRATIONS SHALL BE SEALED WITH FIRE PROOFING.
- G. REMOVE ALL ASSOCIATED VALVING, CLAMPS, HANGERS, SUPPORTS, ETC., ASSOCIATED WITH PIPING REMOVAL.
- H. CONTRACTOR IS RESPONSIBLE FOR ALL MODIFICATIONS TO THE EXISTING PIPING NECESSARY TO PERMIT THE INSTALLATION OF NEW WORK.
- I. ALL ASSOCIATED PIPING SHALL INCLUDE BUT NOT BE LIMITED TO CW, HW, HWC, SANITARY, AND VENT PIPING.
- J. REMOVE EXISTING CONCRETE FLOOR SLAB TO ACCOMMODATE UNDERGROUND PLUMBING WORK. ASSUME 12 INCH SLAB THROUGH OUT THE KITCHEN, VERIFY ACTUAL THICKNESS.
- K. PATCH AND FILL CONCRETE SLAB WHERE DOMESTIC WATER, SANITARY AND VENT PIPING HAVE BEEN REMOVED OR PLUGGED.
- L. COORDINATE CONCRETE FLOOR SLAB REMOVAL AND REPLACEMENT WORK WITH ARCHITECTURAL AND STRUCTURAL REQUIREMENTS. NEW CONCRETE FLOOR SLAB WORK SHALL BE PERFORMED AS EARLY AS POSSIBLE IN THE PROJECT SCHEDULE TO ALLOW FOR THE PROPER CURING TIME REQUIRED TO RECEIVE THE NEW FLOOR FINISHES.
- M. ASSUME ALL MASTIC ON PIPE INSULATION CONTAINS ASBESTOS AND MUST BE ABATED BY A LICENSED ABATEMENT SUBCONTRACTOR.
- N. PRIOR TO START OF DEMOLITION WORK, GC SHALL ENSURE THAT A CURRENT VA PROVIDED HAZARDOUS MATERIAL SURVEY HAS BEEN CONDUCTED IDENTIFYING ALL HAZARDOUS MATERIAL FOUND IN SOW AREAS. GC TO VERIFY QUANTITIES AND LOCATIONS OF ALL HAZARDOUS MATERIALS FOUND TO BE REMOVED PRIOR TO DEMOLITION. REMOVAL TO BE IN ACCORDANCE WITH ANY REGULATORY PLANS OR APPROVALS IN STATE OF WEST VIRGINIA. APPROXIMATE QUANTITY TO BE REMOVED: ~ 2,000 FEET OF LINEAR PIPING.

X PLUMBING DEMOLITION KEYNOTES

1. REMOVE PLUMBING FIXTURE IN ITS ENTIRETY AND ALL ASSOCIATED PIPING BACK TO MAIN. DEMOLISH SANITARY PIPING TO THE FLOOR.
2. REMOVE PLUMBING FIXTURE IN ITS ENTIRETY AND ALL ASSOCIATED DOMESTIC WATER PIPING BACK TO MAIN. SANITARY AND VENT PIPING TO BE ABANDONED IN PLACE.
3. REMOVE PLUMBING FIXTURE IN ITS ENTIRETY AND ALL ASSOCIATED PIPING BACK TO MAIN.



BASEMENT KEY PLAN - AREA 3

NOT TO
SCALE

VA CONTRACT NO: 36C24519C0171

Project Title RENOVATE /UPGRADE NUTRITION & FOOD SERVICE KITCHEN			Project Number 613-19-103
Location 510 BUTLER AVENUE, MARTINSBURG, WV 25405			Building Number 500
Issue Date 07/23/21	Checked RAH	Drawn TE	Drawing Number PD100.3

100% CONSTRUCTION DOCUMENTS SUBMISSION	07/23/2021
95% CONSTRUCTION DOCUMENTS SUBMISSION	02/12/2021
60% DESIGN DEVELOPMENT SUBMISSION	09/11/2020
30% SCHEMATIC DESIGN DEVELOPMENT	05/24/2020
Revisions:	Date:

CONSULTANT

ARCHITECT/ENGINEER OF RECORD

STAMP

Office of
Construction
and Facilities
Management

Drawing Title PLUMBING - ENLARGED DEMOLITION PLAN, BASEMENT FLOOR - AREA 3

Approved: Project Director

Phase	100% CONSTRUCTION DOCUMENTS
-------	-----------------------------

FULLY SPRINKLERED

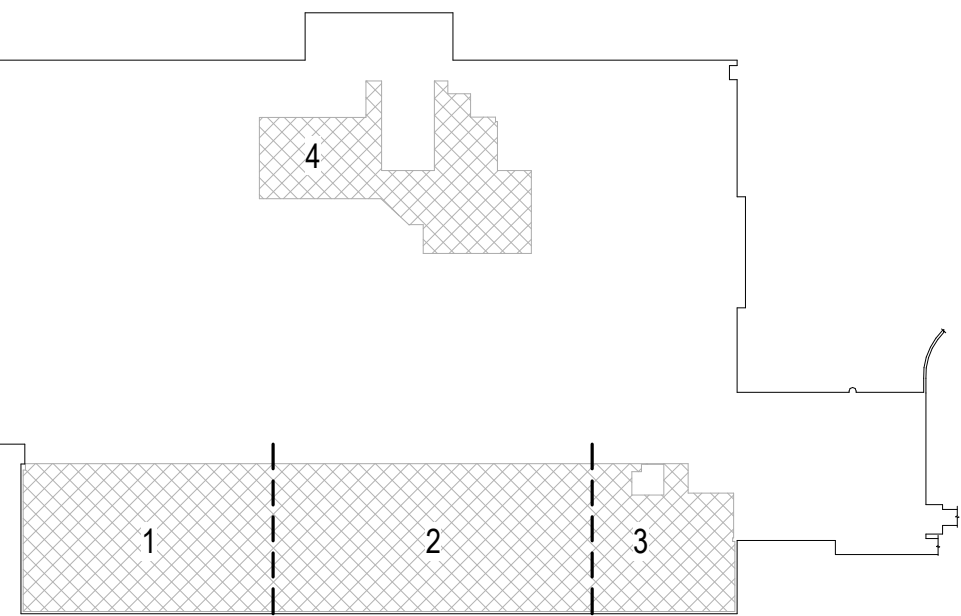


PLAN LEGEND

AREA NOT IN CONTRACT

PLUMBING GENERAL NOTES



A. THIS OVERALL PLAN IS INTENDED TO GIVE AN OVERVIEW OF THE WORK. REFER TO CORRESPONDING ENLARGED PLANS FOR DETAILED INFORMATION.

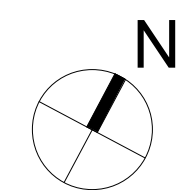
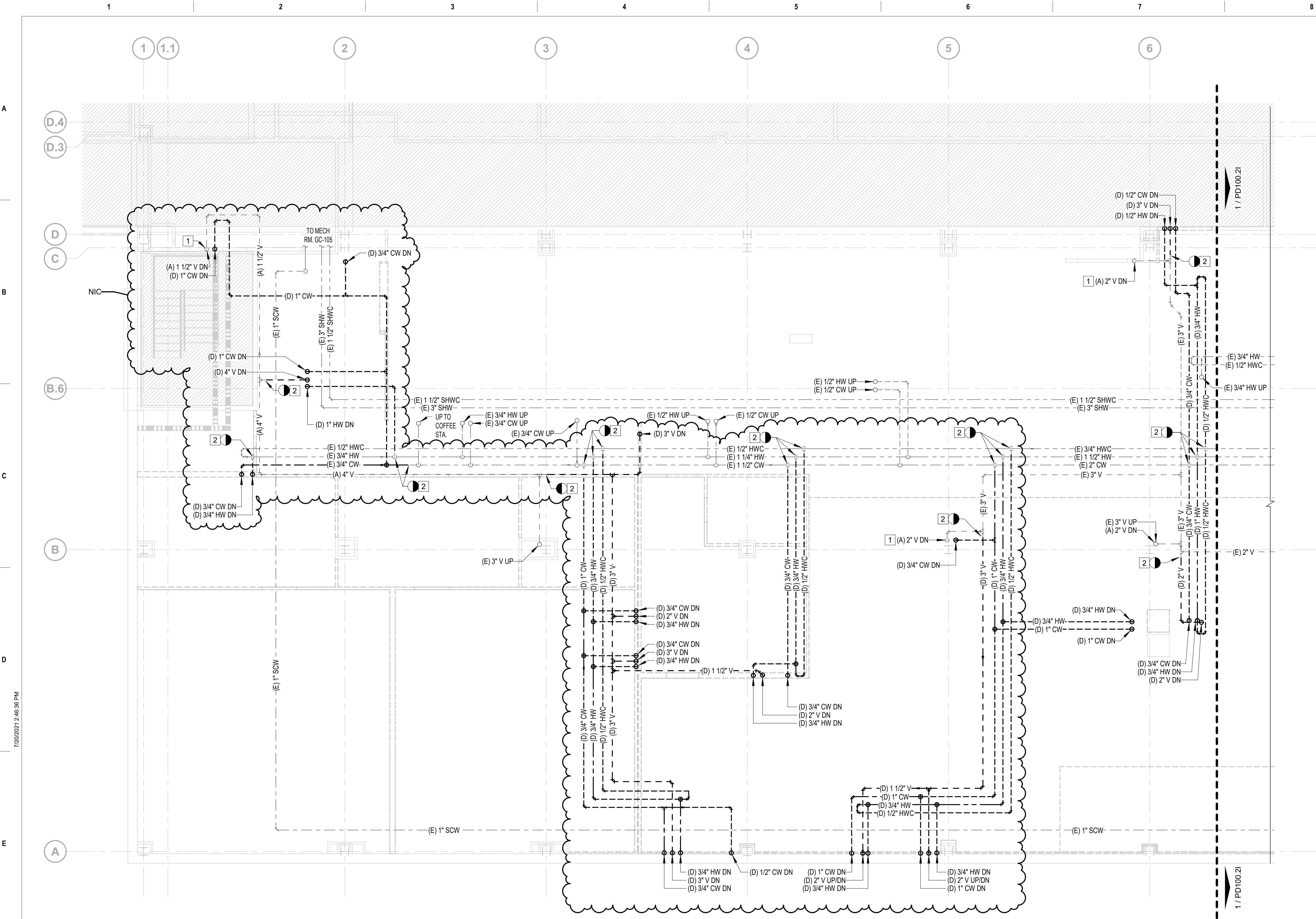


BASEMENT KEY PLAN - OVERALL

NOT TO SCALE

VA CONTRACT NO: 36C24519C0171

		CONSULTANT	<div>ARCHITECT/ENGINEER OF RECORD</div> <div><div>700 Nicholas Blvd, Suite 300 Elk Grove Village, IL 60007 T: 847.592.7942 F: 847.929.8403 www.bancroft-ae.com</div></div>	STAMP	<div>Office of Construction and Facilities Management</div> <div> U.S. Department of Veterans Affairs</div>	<div>Drawing Title</div> PLUMBING - OVERALL DEMOLITION PLAN, INTERSTITIAL FLOOR	Phase	100% CONSTRUCTION DOCUMENTS	Project Title			Project Number			
RENOVATE /UPGRADE NUTRITION & FOOD SERVICE KITCHEN									613-19-103						
									Building Number						
									500						
								Location			Drawing Number				
								510 BUTLER AVENUE, MARTINSBURG, WV 25405			PD1001				
100% CONSTRUCTION DOCUMENTS SUBMISSION								Issue Date		Checked	Drawn				
95% CONSTRUCTION DOCUMENTS SUBMISSION								07/23/21							
Revisions:								Date:							



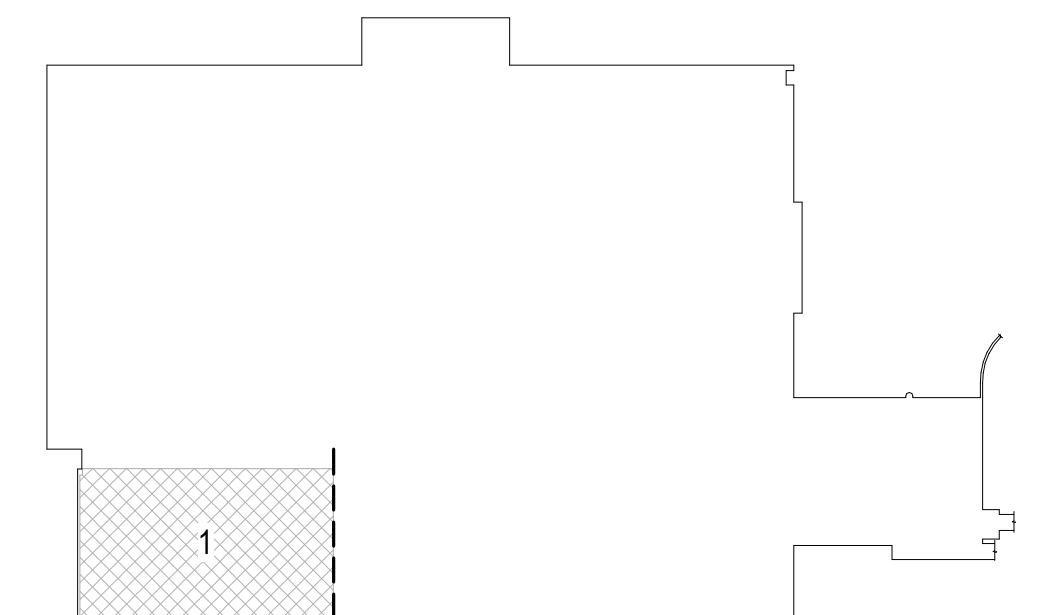
1

PLUMBING - ENLARGED DEMOLITION PLAN, INTERSTITIAL FLOOR - AREA 1

3/16" = 1'-0"

0 4' 8' 12'

PLAN LEGEND	
	AREA NOT IN CONTRACT
PLUMBING DEMOLITION GENERAL NOTES	
A.	CONTRACTOR TO COORDINATE WITH VA COR FOR ALL PLUMBING SERVICE OUTAGES.
B.	CONTRACTOR SHALL BE RESPONSIBLE FOR ANY DAMAGE TO FINISHES OR COMPONENTS NOT SCHEDULED FOR DEMOLITION. DAMAGED ITEMS SHALL BE REPLACED OR REPAIRED TO MEET OR EXCEED FORMER CONDITIONS.
C.	EXISTING CONDITIONS ARE SHOWN BASED ON INFORMATION OBTAINED FROM FIELD SURVEYS, EXISTING BUILDING DOCUMENTS, AND STAFF. VERIFY EXISTING CONDITIONS AND REPORT ANY CONFLICTS BEFORE PROCEEDING.
D.	ABANDONED AND/OR DEAD LEG DOMESTIC WATER PIPING WILL NOT BE ALLOWED AND SHALL BE REMOVED EVEN IF NOT SHOWN ON DRAWINGS.
E.	ALL PENETRATIONS SHALL BE SEALED WITH FIRE PROOFING.
F.	REMOVE ALL ASSOCIATED VALVING, CLAMPS, HANGERS, SUPPORTS, ETC., ASSOCIATED WITH PIPING REMOVAL.
G.	CONTRACTOR IS RESPONSIBLE FOR ALL MODIFICATIONS TO THE EXISTING PIPING NECESSARY TO PERMIT THE INSTALLATION OF NEW WORK.
H.	ALL ASSOCIATED PIPING SHALL INCLUDE BUT NOT BE LIMITED TO CW, HW, HWC, SANITARY, AND VENT PIPING.
I.	ALL DOMESTIC PIPING BEING DEMOLISHED TO MAIN SHALL BE CAPPED 1.5X THE DIAMETER OF BRANCH PIPING. NO DEAD END OR STUBS ARE ALLOWED IN DOMESTIC WATER PIPING. ALL DEAD END PIPING MUST BE CAPPED.
J.	ANY PIPING THAT CANNOT BE VALVED OFF MUST BE "FROZE". CONTRACTOR TO PROVIDE "FREEZE SHUT DOWN".
K.	PATCH AND FILL CONCRETE SLAB WHERE DOMESTIC WATER AND VENT PIPING HAVE BEEN REMOVED.
L.	ASSUME ALL MASTIC ON PIPE INSULATION CONTAINS ASBESTOS AND MUST BE ABATED BY A LICENSED ABATEMENT SUBCONTRACTOR.
M.	PRIOR TO START OF DEMOLITION WORK, GC SHALL ENSURE THAT A CURRENT VA PROVIDED HAZARDOUS MATERIAL SURVEY HAS BEEN CONDUCTED IDENTIFYING ALL HAZARDOUS MATERIAL FOUND IN SOW AREAS. GC TO VERIFY QUANTITIES AND LOCATIONS OF ALL HAZARDOUS MATERIALS FOUND TO BE REMOVED PRIOR TO DEMOLITION. REMOVAL TO BE IN ACCORDANCE WITH ANY REGULATORY PLANS OR APPROVALS IN STATE OF WEST VIRGINIA. APPROXIMATE QUANTITY TO BE REMOVED: ~ 2,000 FEET OF LINEAR PIPING.
PLUMBING DEMOLITION KEYNOTES	
X	
1.	ABANDON IN PLACE.
2.	REMOVE PIPING AS SHOWN DASHED BEYOND THIS POINT. CAP AND SEAL PIPING AT MAIN.

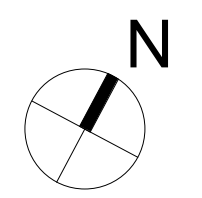
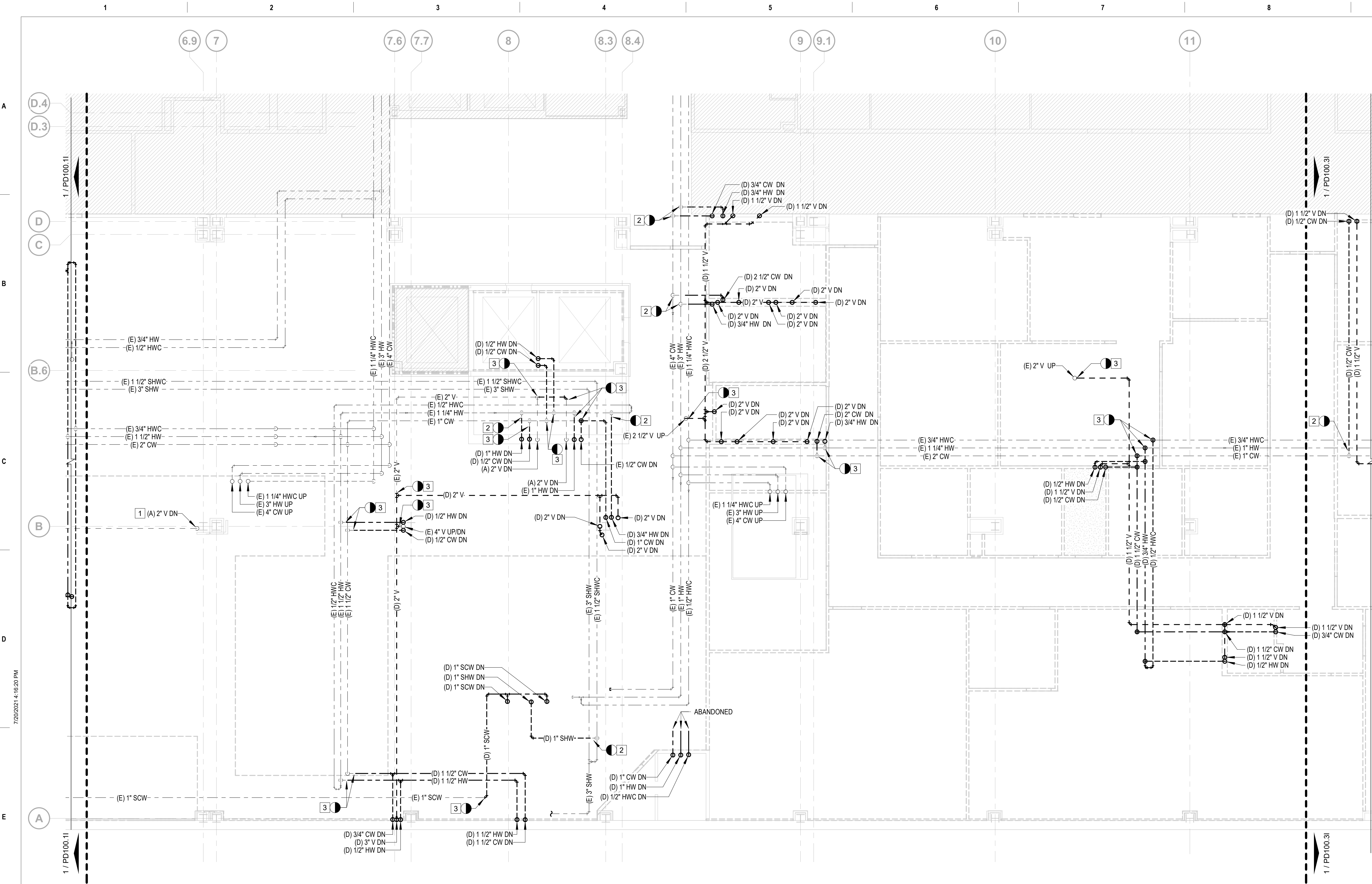


BASEMENT KEY PLAN - AREA 1

NOT TO SCALE

VA CONTRACT NO: 36C24519C0171

--	--	--	--	--	--	--	--	--	--	--	--	--	--	--	--	--	--	--	--	--	--	--	--	--	--	--	--	--	--	--	--	--	--	--	--	--	--	--	--	--	--	--	--	--	--	--	--	--	--	--	--	--	--	--	--	--	--	--	--	--	--	--	--	--	--	--	--	--	--	--	--	--	--	--	--	--	--	--	--	--	--	--	--	--	--	--	--	--	--	--	--	--	--	--	--	--	--	--	--	--	--	--	--	--	--	--	--	--	--	--	--	--	--	--	--	--	--	--	--	--	--	--	--	--	--	--	--	--	--	--	--	--	--	--	--	--	--	--	--	--	--	--	--	--	--	--	--	--	--	--	--	--	--	--	--	--	--	--	--	--	--	--	--	--	--	--	--	--	--	--	--	--	--	--	--	--	--	--	--	--	--	--	--	--	--	--	--	--	--	--	--	--	--	--	--	--	--	--	--	--	--	--	--	--	--	--	--	--	--	--	--	--	--	--	--	--	--	--	--	--	--	--	--	--	--	--	--	--	--	--	--	--	--	--	--	--	--	--	--	--	--	--	--	--	--	--	--	--	--	--	--	--	--	--	--	--	--	--	--	--	--	--	--	--	--	--	--	--	--	--	--	--	--	--	--	--	--	--	--	--	--	--	--	--	--	--	--	--	--	--	--	--	--	--	--	--	--	--	--	--	--	--	--	--	--	--	--	--	--	--	--	--	--	--	--	--	--	--	--	--	--	--	--	--	--	--	--	--	--	--	--	--	--	--	--	--	--	--	--	--	--	--	--	--	--	--	--	--	--	--	--	--	--	--	--	--	--	--	--	--	--	--	--	--	--	--	--	--	--	--	--	--	--	--	--	--	--	--	--	--	--	--	--	--	--	--	--	--	--	--	--	--	--	--	--	--	--	--	--	--	--	--	--	--	--	--	--	--	--	--	--	--	--	--	--	--	--	--	--	--	--	--	--	--	--	--	--	--	--	--	--	--	--	--	--	--	--	--	--	--	--	--	--	--	--	--	--	--	--	--	--	--	--	--	--	--	--	--	--	--	--	--	--	--	--	--	--	--	--	--	--	--	--	--	--	--	--	--	--	--	--	--	--	--	--	--	--	--	--	--	--	--	--	--	--	--	--	--	--	--	--	--	--	--	--	--	--	--	--	--	--	--	--	--	--	--	--	--	--	--	--	--	--	--	--	--	--	--	--	--	--	--	--	--	--	--	--	--	--	--	--	--	--	--	--	--	--	--	--	--	--	--	--	--	--	--	--	--	--	--	--	--	--	--	--	--	--	--	--	--	--	--	--	--	--	--	--	--	--	--	--	--	--	--	--	--	--	--	--	--	--	--	--	--	--	--	--	--	--	--	--	--	--	--	--	--	--	--	--	--	--	--	--	--	--	--	--	--	--	--	--	--	--	--	--	--	--	--	--	--	--	--	--	--	--	--	--	--	--	--	--	--	--	--	--	--	--	--	--	--	--	--	--	--	--	--	--	--	--	--	--	--	--	--	--	--	--	--	--	--	--	--	--	--	--	--	--	--	--	--	--	--	--	--	--	--	--	--	--	--	--	--	--	--	--	--	--	--	--	--	--	--	--	--	--	--	--	--	--	--	--	--	--	--	--	--	--	--	--	--	--	--	--	--	--	--	--	--	--	--	--	--	--	--	--	--	--	--	--	--	--	--	--	--	--	--	--	--	--	--	--	--	--	--	--	--	--	--	--	--	--	--	--	--	--	--	--	--	--	--	--	--	--	--	--	--	--	--	--	--	--	--	--	--	--	--	--	--	--	--	--	--	--	--	--	--	--	--	--	--	--	--	--	--	--	--	--	--	--	--	--	--	--	--	--	--	--	--	--	--	--	--	--	--	--	--	--	--	--	--	--	--	--	--	--	--	--	--	--	--	--	--	--	--	--	--	--	--	--	--	--	--	--	--	--	--	--	--	--	--	--	--	--	--	--	--	--	--	--	--	--	--	--	--	--	--	--	--	--	--	--	--	--	--	--	--	--	--	--	--	--	--	--	--	--	--	--	--	--	--	--	--	--	--	--	--	--	--	--	--	--	--	--	--	--	--	--	--	--	--	--	--	--	--	--	--	--	--	--	--	--	--	--	--	--	--	--	--	--	--	--	--	--	--	--	--	--	--	--	--	--	--	--	--	--	--	--	--	--	--	--	--	--	--	--	--	--	--	--	--	--	--	--	--	--	--	--	--	--	--	--	--	--	--	--	--	--	--	--	--	--	--	--	--	--	--	--	--	--	--	--	--	--	--	--	--	--	--	--	--	--	--	--	--	--	--	--	--	--	--	--	--	--	--	--	--	--	--	--	--	--	--	--	--	--	--	--	--	--	--	--	--	--	--	--	--	--	--	--	--	--	--	--	--	--	--	--	--	--	--	--	--	--	--	--	--	--	--	--	--	--	--	--	--	--	--	--	--	--	--	--	--	--	--	--	--	--	--	--	--	--	--	--	--	--	--	--	--	--	--	--	--	--	--	--	--	--	--	--	--	--	--	--	--	--	--	--	--	--	--	--	--	--	--	--	--	--	--	--	--	--	--	--	--	--	--	--	--	--	--	--	--	--	--	--	--	--	--	--	--	--	--	--	--	--	--	--	--	--	--	--	--	--	--	--	--	--	--	--	--	--	--	--	--	--	--	--	--	--	--	--	--	--	--	--	--	--	--	--	--	--	--	--	--	--	--	--	--	--	--	--	--	--	--	--	--	--	--	--	--	--	--	--	--	--	--	--	--	--	--	--	--	--	--	--	--	--	--	--	--	--	--	--	--	--	--	--	--	--	--	--	--	--	--	--	--	--	--	--	--	--	--	--	--	--	--	--	--	--	--	--	--	--	--	--	--	--	--	--	--	--	--	--	--	--	--	--	--	--	--	--	--	--	--	--	--	--	--	--	--	--	--	--	--	--	--	--	--	--	--	--	--	--	--	--	--	--	--	--	--	--	--	--	--	--	--	--	--	--	--	--	--	--	--	--	--	--	--	--	--	--	--	--	--	--	--	--	--	--	--	--	--	--	--	--	--	--	--	--	--	--	--	--	--	--	--	--	--	--	--	--	--	--	--	--	--	--	--	--	--	--	--	--	--	--	--	--	--	--	--	--	--	--	--	--	--	--	--	--	--	--	--	--	--	--	--	--	--	--	--	--	--	--	--	--	--	--	--	--	--	--	--	--	--	--	--	--	--	--	--	--	--	--	--	--	--	--	--	--	--	--	--	--	--	--	--	--	--	--	--	--	--	--	--	--	--	--	--	--	--	--	--	--	--	--	--



1 PLUMBING - ENLARGED DEMOLITION PLAN, INTERSTITIAL FLOOR - AREA 2
3/16" = 1'-0"



PLAN LEGEND

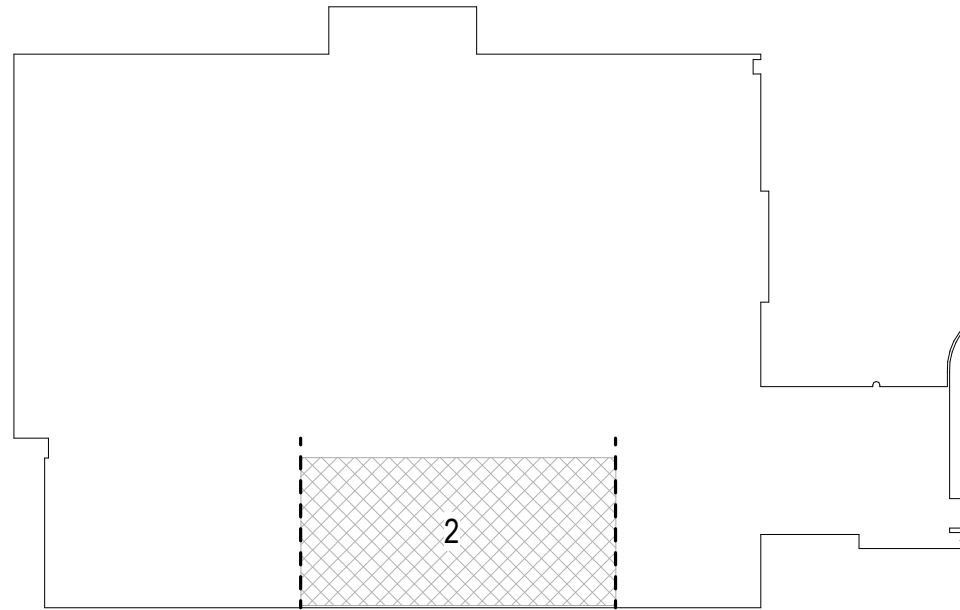


PLUMBING DEMOLITION GENERAL NOTES

- A. CONTRACTOR TO COORDINATE WITH VA COR FOR ALL PLUMBING SERVICE OUTAGES.
- B. CONTRACTOR SHALL BE RESPONSIBLE FOR ANY DAMAGE TO FINISHES OR COMPONENTS NOT SCHEDULED FOR DEMOLITION. DAMAGED ITEMS SHALL BE REPLACED OR REPAIRED TO MEET OR EXCEED FORMER CONDITIONS.
- C. EXISTING CONDITIONS ARE SHOWN BASED ON INFORMATION OBTAINED FROM FIELD SURVEYS, EXISTING BUILDING DOCUMENTS, AND STAFF. VERIFY EXISTING CONDITIONS AND REPORT ANY CONFLICTS BEFORE PROCEEDING.
- D. ABANDONED AND/OR DEAD LEG DOMESTIC WATER PIPING WILL NOT BE ALLOWED AND SHALL BE REMOVED EVEN IF NOT SHOWN ON DRAWINGS.
- E. ALL PENETRATIONS SHALL BE SEALED WITH FIRE PROOFING.
- F. REMOVE ALL ASSOCIATED VALVING, CLAMPS, HANGERS, SUPPORTS, ETC., ASSOCIATED WITH PIPING REMOVAL.
- G. CONTRACTOR IS RESPONSIBLE FOR ALL MODIFICATIONS TO THE EXISTING PIPING NECESSARY TO PERMIT THE INSTALLATION OF NEW WORK.
- H. ALL ASSOCIATED PIPING SHALL INCLUDE BUT NOT BE LIMITED TO CW, HW, HWC, SANITARY, AND VENT PIPING.
- I. ALL DOMESTIC PIPING BEING DEMOLISHED TO MAIN SHALL BE CAPPED 1.5X THE DIAMETER OF BRANCH PIPING. NO DEAD END OR STUBS ARE ALLOWED IN DOMESTIC WATER PIPING. ALL DEAD END PIPING MUST BE CAPPED.
- J. ANY PIPING THAT CANNOT BE VALVED OFF MUST BE "FROZE". CONTRACTOR TO PROVIDE "FREEZE SHUT DOWN".
- K. PATCH AND FILL CONCRETE SLAB WHERE DOMESTIC WATER AND VENT PIPING HAVE BEEN REMOVED.
- L. ASSUME ALL MASTIC ON PIPE INSULATION CONTAINS ASBESTOS AND MUST BE ABATED BY A LICENSED ABATEMENT SUBCONTRACTOR.
- M. PRIOR TO START OF DEMOLITION WORK, GC SHALL ENSURE THAT A CURRENT VA PROVIDED HAZARDOUS MATERIAL SURVEY HAS BEEN CONDUCTED IDENTIFYING ALL HAZARDOUS MATERIAL FOUND IN SOW AREAS. GC TO VERIFY QUANTITIES AND LOCATIONS OF ALL HAZARDOUS MATERIALS FOUND TO BE REMOVED PRIOR TO DEMOLITION. REMOVAL TO BE IN ACCORDANCE WITH ANY REGULATORY PLANS OR APPROVALS IN STATE OF WEST VIRGINIA. APPROXIMATE QUANTITY TO BE REMOVED: ~ 2,000 FEET OF LINEAR PIPING.

X PLUMBING DEMOLITION KEYNOTES

1. ABANDON IN PLACE.
2. REMOVE PIPING AS SHOWN DASHED BEYOND THIS POINT. CAP AND SEAL AT MAIN.
3. NEW CONNECTION TO BE MADE AT THIS LOCATION. REMOVE PIPING AS SHOWN DASHED BEYOND THIS POINT.




BASEMENT KEY PLAN - AREA 2

NOT TO SCALE

VA CONTRACT NO: 36C24519C0171

100% CONSTRUCTION DOCUMENTS SUBMISSION	07/23/2021
95% CONSTRUCTION DOCUMENTS SUBMISSION	02/12/2021
Revisions:	Date:

CONSULTANT

ARCHITECT/ENGINEER OF RECORD

700 Nicholas Blvd, Suite 300 Elk Grove Village, IL 60007 T: 847.952.9362 F: 847.952.9403 www.bancroft-ae.com

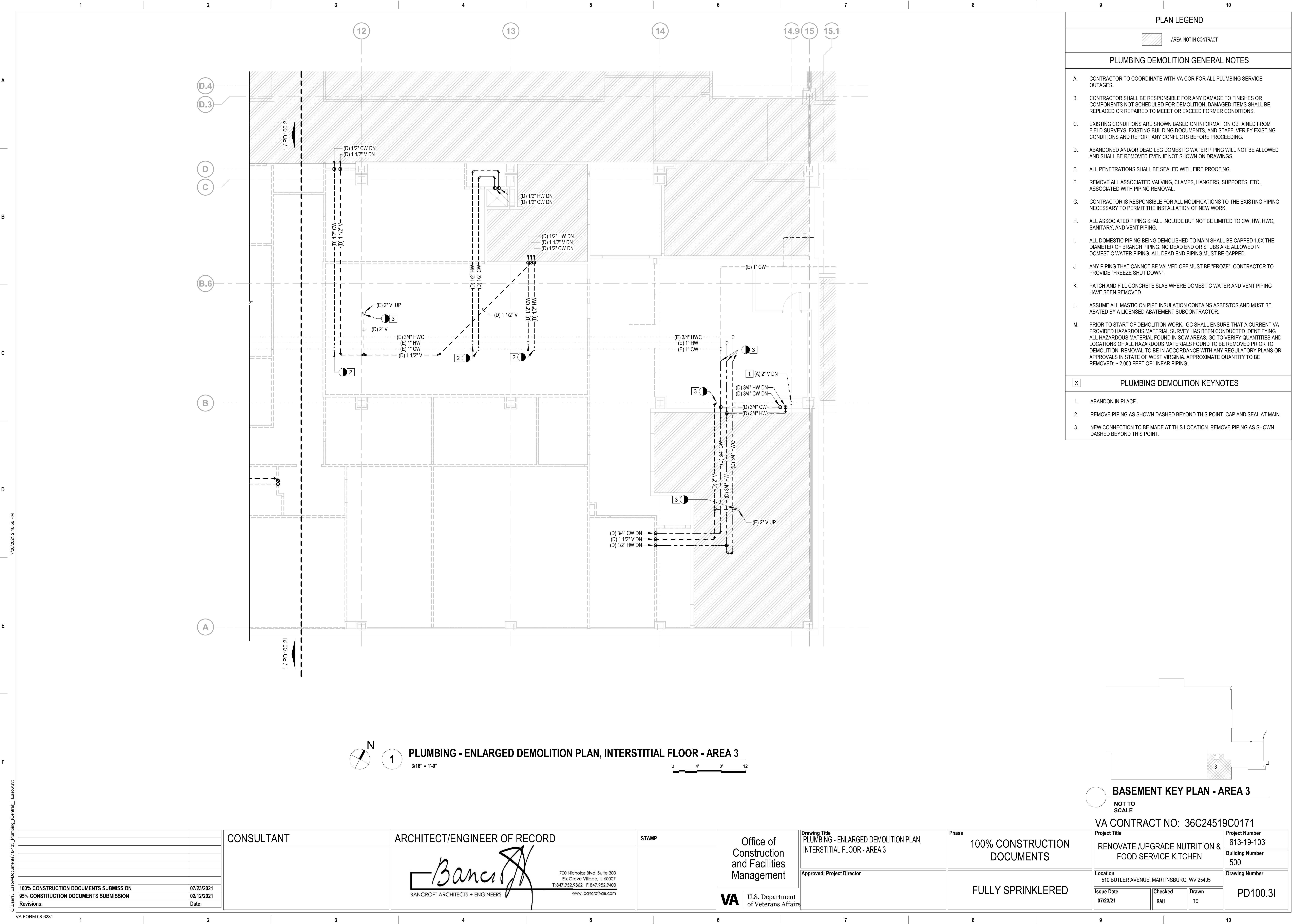
STAMP

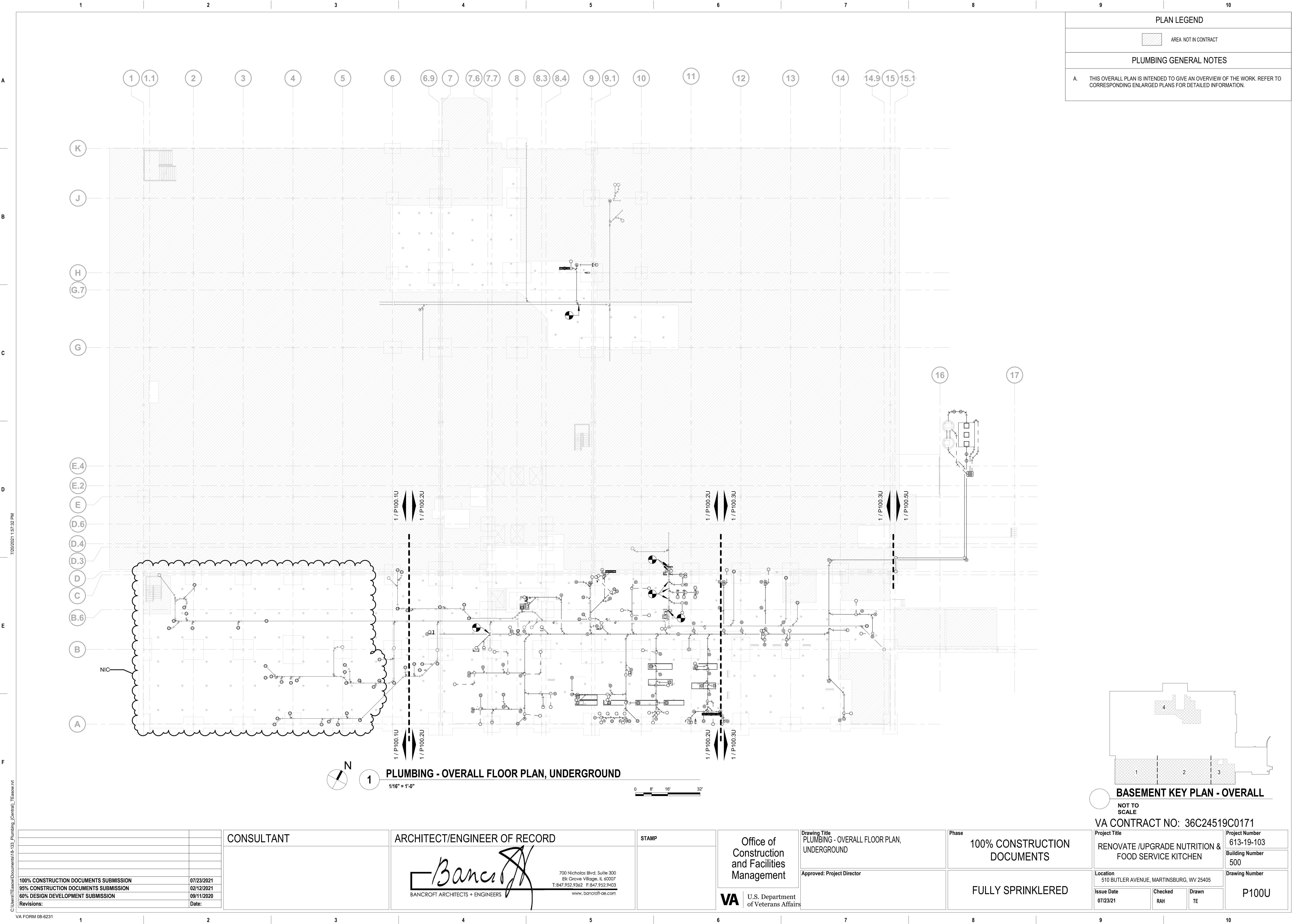
Office of Construction and Facilities Management
 U.S. Department of Veterans Affairs

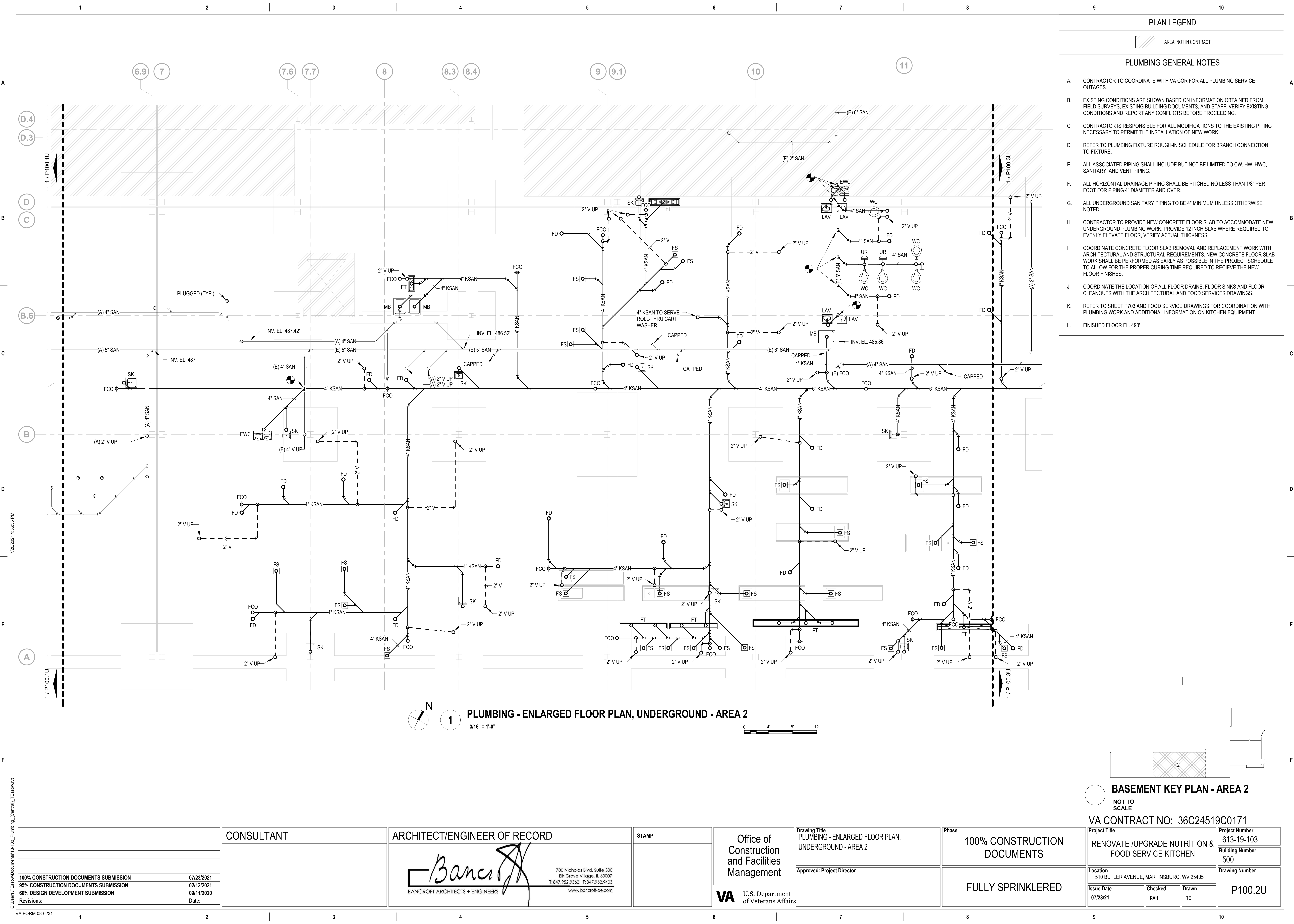
Drawing Title PLUMBING - ENLARGED DEMOLITION PLAN, INTERSTITIAL FLOOR - AREA 2
Approved: Project Director

Phase 100% CONSTRUCTION DOCUMENTS
FULLY SPRINKLERED

Project Title			Project Number
RENOVATE /UPGRADE NUTRITION & FOOD SERVICE KITCHEN			613-19-103
			Building Number
			500
Location			Drawing Number
510 BUTLER AVENUE, MARTINSBURG, WV 25405			PD100.21
Issue Date	Checked	Drawn	
07/23/21	RAH	TE	







- PLAN LEGEND
- AREA NOT IN CONTRACT
- PLUMBING GENERAL NOTES
- A.

CONTRACTOR TO COORDINATE WITH VA COR FOR ALL PLUMBING SERVICE OUTAGES.
- B.

EXISTING CONDITIONS ARE SHOWN BASED ON INFORMATION OBTAINED FROM FIELD SURVEYS, EXISTING BUILDING DOCUMENTS, AND STAFF. VERIFY EXISTING CONDITIONS AND REPORT ANY CONFLICTS BEFORE PROCEEDING.
- C.

CONTRACTOR IS RESPONSIBLE FOR ALL MODIFICATIONS TO THE EXISTING PIPING NECESSARY TO PERMIT THE INSTALLATION OF NEW WORK.
- D.

REFER TO PLUMBING FIXTURE ROUGH-IN SCHEDULE FOR BRANCH CONNECTION TO FIXTURE.
- E.

ALL ASSOCIATED PIPING SHALL INCLUDE BUT NOT BE LIMITED TO CW, HW, HWC, SANITARY, AND VENT PIPING.
- F.

ALL HORIZONTAL DRAINAGE PIPING SHALL BE PITCHED NO LESS THAN 1/8" PER FOOT FOR PIPING 4" DIAMETER AND OVER.
- G.

ALL UNDERGROUND SANITARY PIPING TO BE 4" MINIMUM UNLESS OTHERWISE NOTED.
- H.

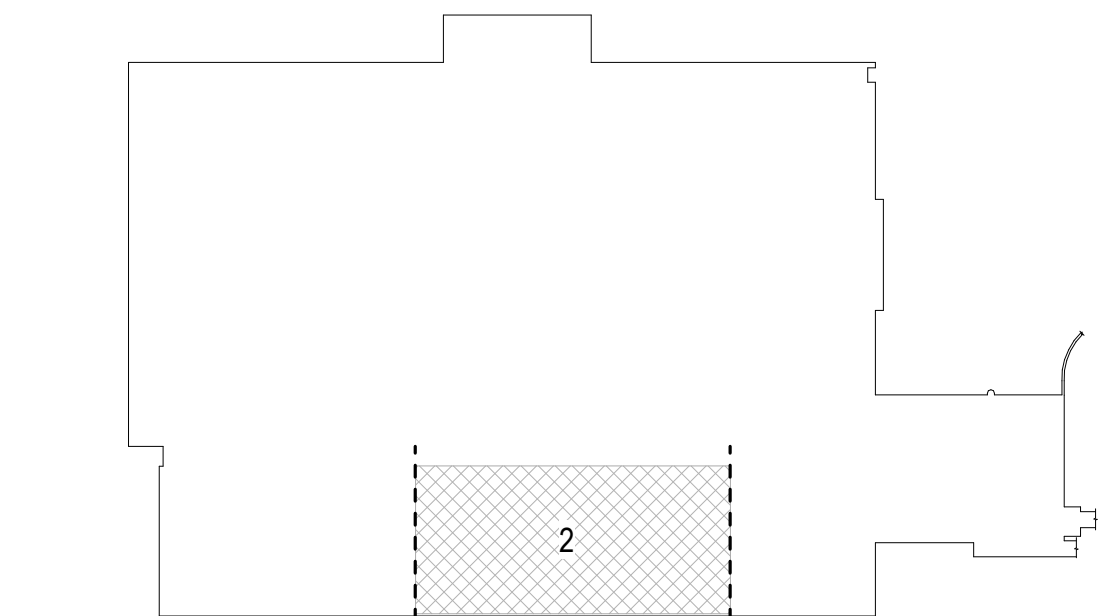
CONTRACTOR TO PROVIDE NEW CONCRETE FLOOR SLAB TO ACCOMMODATE NEW UNDERGROUND PLUMBING WORK. PROVIDE 12 INCH SLAB WHERE REQUIRED TO EVENLY ELEVATE FLOOR, VERIFY ACTUAL THICKNESS.
- I.

COORDINATE CONCRETE FLOOR SLAB REMOVAL AND REPLACEMENT WORK WITH ARCHITECTURAL AND STRUCTURAL REQUIREMENTS. NEW CONCRETE FLOOR SLAB WORK SHALL BE PERFORMED AS EARLY AS POSSIBLE IN THE PROJECT SCHEDULE TO ALLOW FOR THE PROPER CURING TIME REQUIRED TO RECIEVE THE NEW FLOOR FINISHES.
- J.

COORDINATE THE LOCATION OF ALL FLOOR DRAINS, FLOOR SINKS AND FLOOR CLEANOUTS WITH THE ARCHITECTURAL AND FOOD SERVICES DRAWINGS.
- K.

REFER TO SHEET P703 AND FOOD SERVICE DRAWINGS FOR COORDINATION WITH PLUMBING WORK AND ADDITIONAL INFORMATION ON KITCHEN EQUIPMENT.
- L.

FINISHED FLOOR EL. 490'



BASEMENT KEY PLAN - AREA 2

NOT TO SCALE

VA CONTRACT NO: 36C24519C0171

100% CONSTRUCTION DOCUMENTS SUBMISSION	07/23/2021
95% CONSTRUCTION DOCUMENTS SUBMISSION	02/12/2021
60% DESIGN DEVELOPMENT SUBMISSION	09/11/2020
Revisions:	Date:

CONSULTANT

ARCHITECT/ENGINEER OF RECORD

Bancroft

700 Nicholas Blvd, Suite 300
Elk Grove Village, IL 60007
T: 847.952.9362 F: 847.952.9403
www.bancroft-ae.com

STAMP

Office of
Construction
and Facilities
Management

VA U.S. Department
of Veterans Affairs

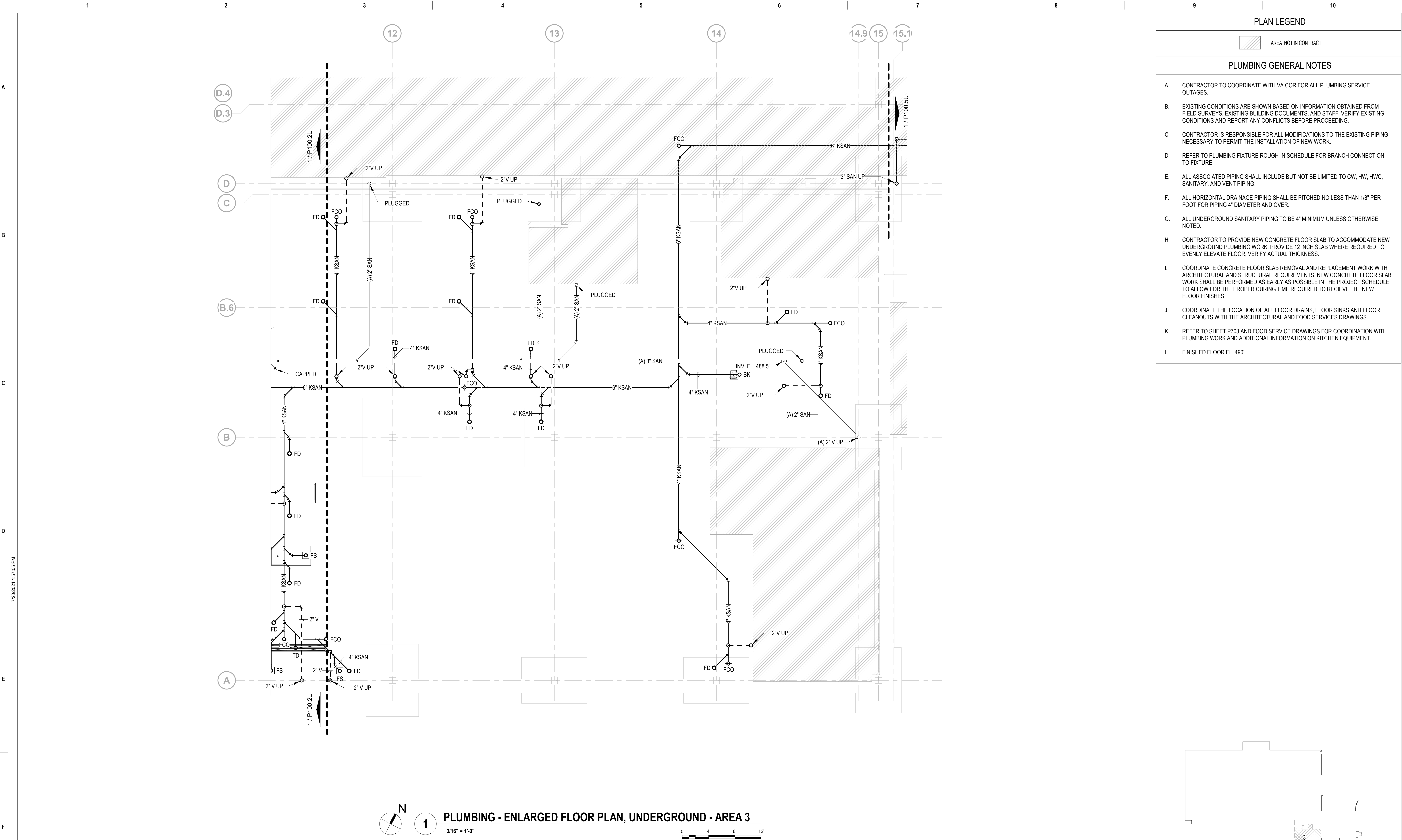
Drawing Title
PLUMBING - ENLARGED FLOOR PLAN,
UNDERGROUND - AREA 2

Approved: Project Director

Phase
100% CONSTRUCTION
DOCUMENTS

FULLY SPRINKLERED

Project Title RENOVATE /UPGRADE NUTRITION & FOOD SERVICE KITCHEN	Project Number 613-19-103
Location 510 BUTLER AVENUE, MARTINSBURG, WV 25405	Building Number 500
Issue Date 07/23/21	Checked RAH
Drawn TE	Drawing Number P100.2U



- PLAN LEGEND
- AREA NOT IN CONTRACT
- PLUMBING GENERAL NOTES
- A.

CONTRACTOR TO COORDINATE WITH VA COR FOR ALL PLUMBING SERVICE OUTAGES.
- B.

EXISTING CONDITIONS ARE SHOWN BASED ON INFORMATION OBTAINED FROM FIELD SURVEYS, EXISTING BUILDING DOCUMENTS, AND STAFF. VERIFY EXISTING CONDITIONS AND REPORT ANY CONFLICTS BEFORE PROCEEDING.
- C.

CONTRACTOR IS RESPONSIBLE FOR ALL MODIFICATIONS TO THE EXISTING PIPING NECESSARY TO PERMIT THE INSTALLATION OF NEW WORK.
- D.

REFER TO PLUMBING FIXTURE ROUGH-IN SCHEDULE FOR BRANCH CONNECTION TO FIXTURE.
- E.

ALL ASSOCIATED PIPING SHALL INCLUDE BUT NOT BE LIMITED TO CW, HW, HWC, SANITARY, AND VENT PIPING.
- F.

ALL HORIZONTAL DRAINAGE PIPING SHALL BE PITCHED NO LESS THAN 1/8" PER FOOT FOR PIPING 4" DIAMETER AND OVER.
- G.

ALL UNDERGROUND SANITARY PIPING TO BE 4" MINIMUM UNLESS OTHERWISE NOTED.
- H.

CONTRACTOR TO PROVIDE NEW CONCRETE FLOOR SLAB TO ACCOMMODATE NEW UNDERGROUND PLUMBING WORK. PROVIDE 12 INCH SLAB WHERE REQUIRED TO EVENLY ELEVATE FLOOR, VERIFY ACTUAL THICKNESS.
- I.

COORDINATE CONCRETE FLOOR SLAB REMOVAL AND REPLACEMENT WORK WITH ARCHITECTURAL AND STRUCTURAL REQUIREMENTS. NEW CONCRETE FLOOR SLAB WORK SHALL BE PERFORMED AS EARLY AS POSSIBLE IN THE PROJECT SCHEDULE TO ALLOW FOR THE PROPER CURING TIME REQUIRED TO RECIEVE THE NEW FLOOR FINISHES.
- J.

COORDINATE THE LOCATION OF ALL FLOOR DRAINS, FLOOR SINKS AND FLOOR CLEANOUTS WITH THE ARCHITECTURAL AND FOOD SERVICES DRAWINGS.
- K.

REFER TO SHEET P703 AND FOOD SERVICE DRAWINGS FOR COORDINATION WITH PLUMBING WORK AND ADDITIONAL INFORMATION ON KITCHEN EQUIPMENT.
- L.

FINISHED FLOOR EL. 490'

100% CONSTRUCTION DOCUMENTS SUBMISSION07/23/2021

95% CONSTRUCTION DOCUMENTS SUBMISSION02/12/2021

60% DESIGN DEVELOPMENT SUBMISSION09/11/2020

Revisions:

Date:

CONSULTANT

ARCHITECT/ENGINEER OF RECORD

Bancroft

BANCROFT ARCHITECTS + ENGINEERS

700 Nicholas Blvd. Suite 300
Elk Grove Village, IL 60007
T: 847.952.9362 F: 847.952.9403
www.bancroft-ae.com

STAMP

Office of
Construction
and Facilities
Management

VAU.S. Department
of Veterans Affairs

Drawing Title
PLUMBING - ENLARGED FLOOR PLAN,
UNDERGROUND - AREA 3

Approved: Project Director

Phase

100% CONSTRUCTION
DOCUMENTS

FULLY SPRINKLERED

Project Title
RENOVATE /UPGRADE NUTRITION &
FOOD SERVICE KITCHEN

Location
510 BUTLER AVENUE, MARTINSBURG, WV 25405

Issue Date
07/23/21

Checked
RAH

Drawn
TE

Project Number
613-19-103

Building Number
500

Drawing Number
P100.3U

VA FORM 08-6231

1

2

3

4

5

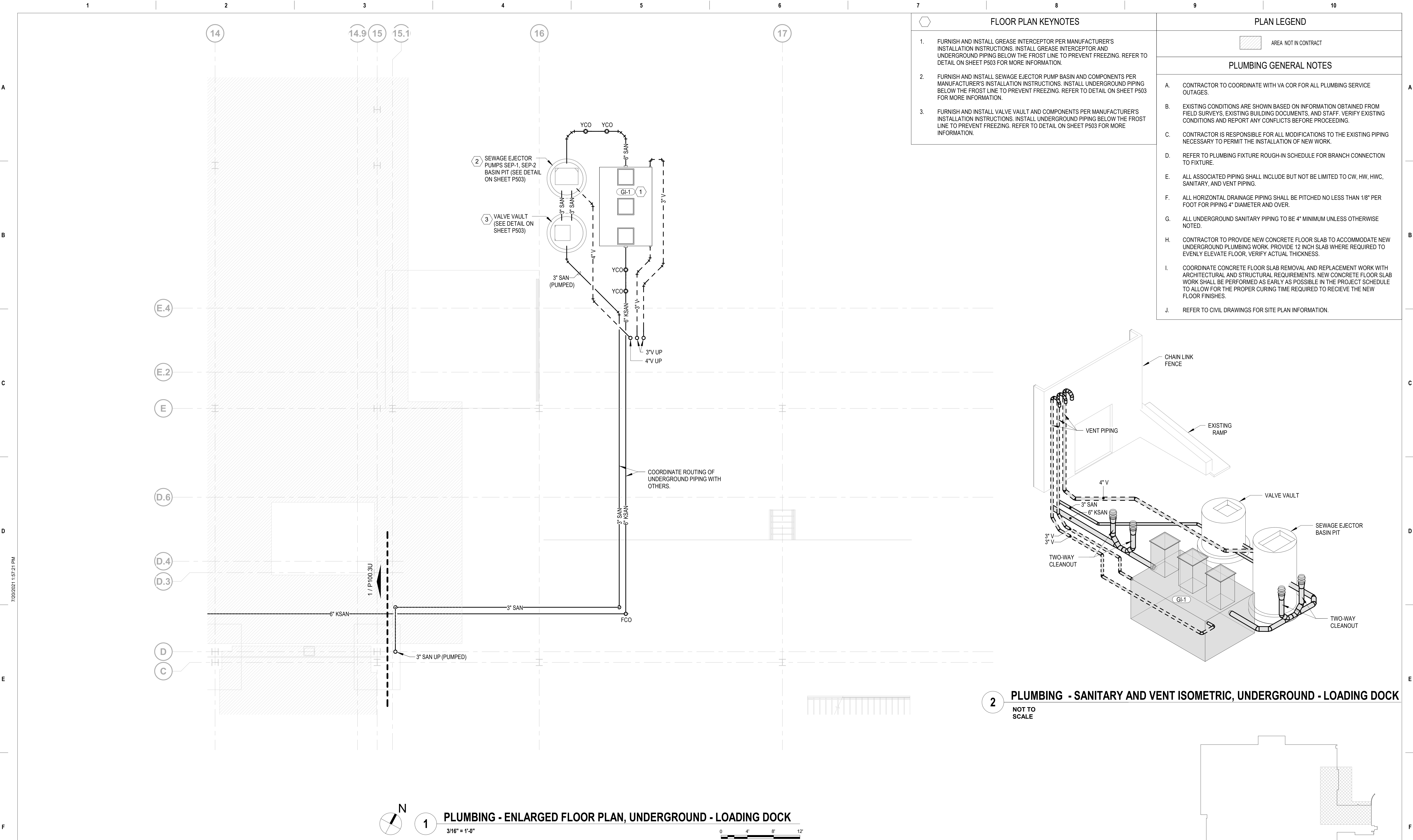
6

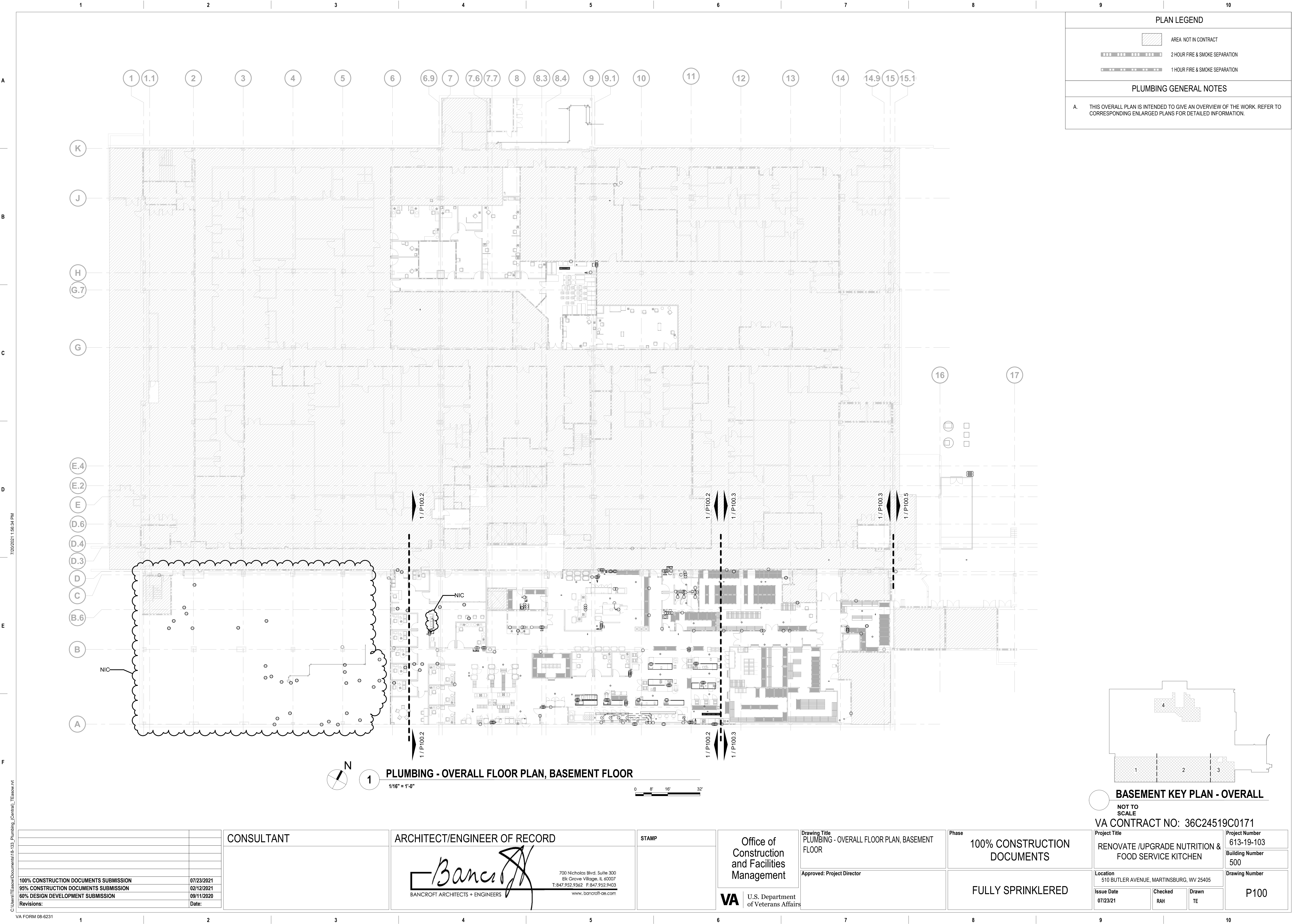
7

8

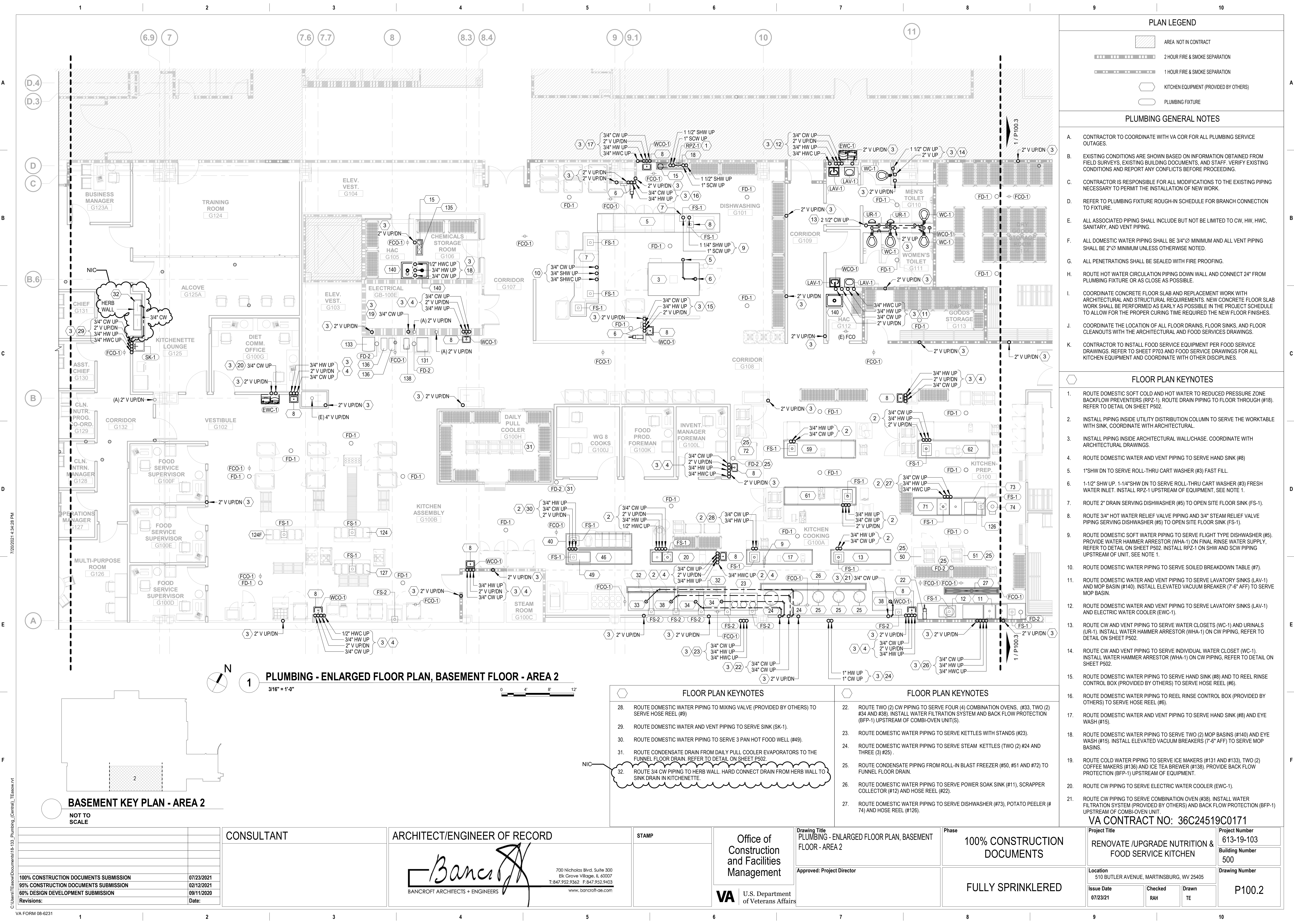
9







10



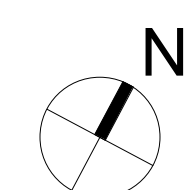
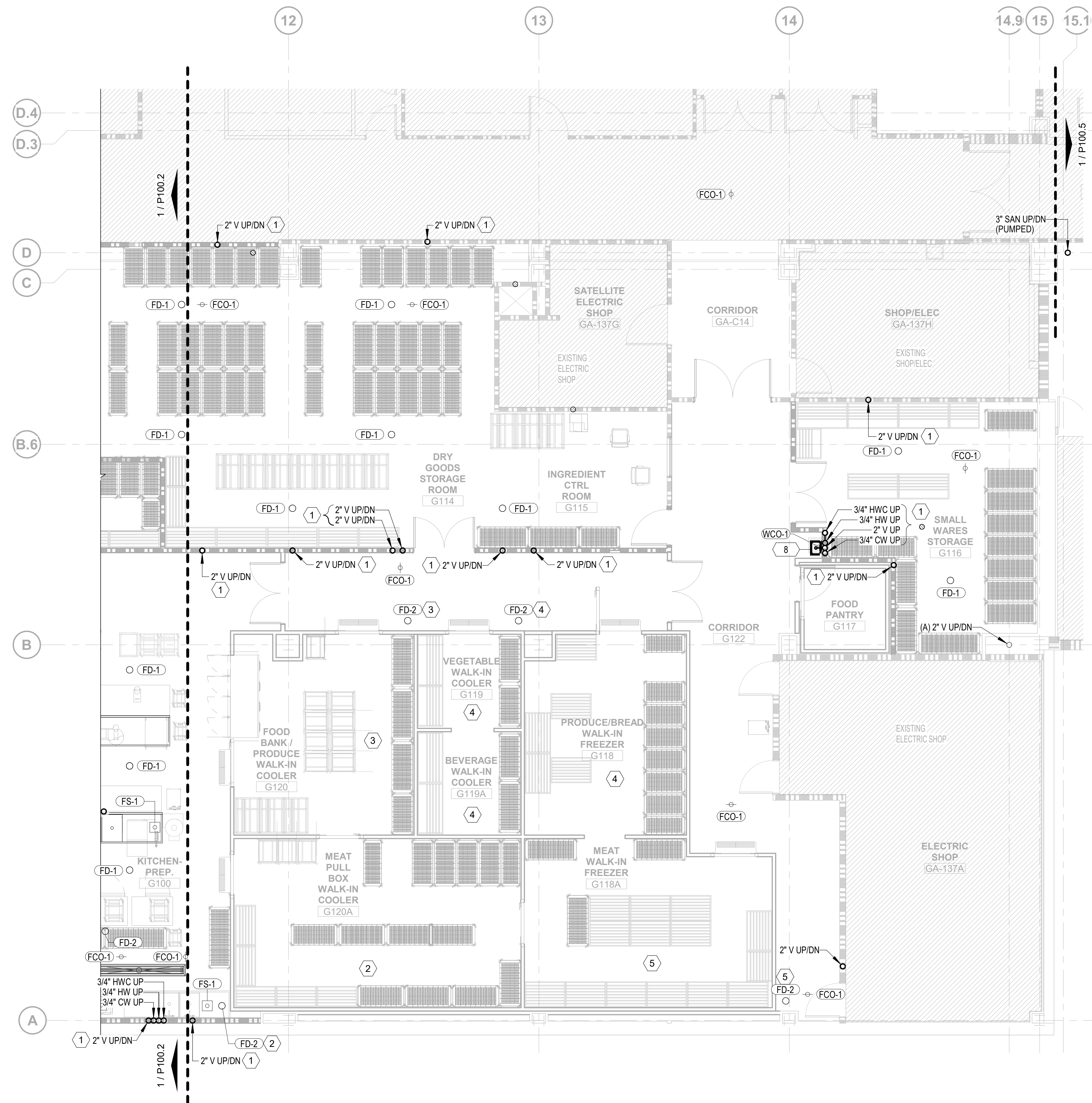


C:\Users\Tasow\Documents\15-133_Plumbing_Central_Tasow.rvt 7/20/2021 1:56:34 PM



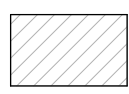





PLAN LEGEND			
	AREA NOT IN CONTRACT		
	2 HOUR FIRE & SMOKE SEPARATION		
	1 HOUR FIRE & SMOKE SEPARATION		
	KITCHEN EQUIPMENT (PROVIDED BY OTHERS)		
	PLUMBING FIXTURE		
PLUMBING GENERAL NOTES			
A.	CONTRACTOR TO COORDINATE WITH VA COR FOR ALL PLUMBING SERVICE OUTAGES.		
B.	EXISTING CONDITIONS ARE SHOWN BASED ON INFORMATION OBTAINED FROM FIELD SURVEYS, EXISTING BUILDING DOCUMENTS, AND STAFF. VERIFY EXISTING CONDITIONS AND REPORT ANY CONFLICTS BEFORE PROCEEDING.		
C.	CONTRACTOR IS RESPONSIBLE FOR ALL MODIFICATIONS TO THE EXISTING PIPING NECESSARY TO PERMIT THE INSTALLATION OF NEW WORK.		
D.	REFER TO PLUMBING FIXTURE ROUGH-IN SCHEDULE FOR BRANCH CONNECTION TO FIXTURE.		
E.	ALL ASSOCIATED PIPING SHALL INCLUDE BUT NOT BE LIMITED TO CW, HW, HWC, SANITARY, AND VENT PIPING.		
F.	ALL DOMESTIC WATER PIPING SHALL BE 3/4"Ø MINIMUM AND ALL VENT PIPING SHALL BE 2"Ø MINIMUM UNLESS OTHERWISE NOTED.		
G.	ALL PENETRATIONS SHALL BE SEALED WITH FIRE PROOFING.		
H.	ROUTE HOT WATER CIRCULATION PIPING DOWN WALL AND CONNECT 24" FROM PLUMBING FIXTURE OR AS CLOSE AS POSSIBLE.		
I.	COORDINATE CONCRETE FLOOR SLAB AND REPLACEMENT WORK WITH ARCHITECTURAL AND STRUCTURAL REQUIREMENTS. NEW CONCRETE FLOOR SLAB WORK SHALL BE PERFORMED AS EARLY AS POSSIBLE IN THE PROJECT SCHEDULE TO ALLOW FOR THE PROPER CURING TIME REQUIRED THE NEW FLOOR FINISHES.		
J.	COORDINATE THE LOCATION OF ALL FLOOR DRAINS, FLOOR SINKS, AND FLOOR CLEANOUTS WITH THE ARCHITECTURAL AND FOOD SERVICES DRAWINGS.		
K.	CONTRACTOR TO INSTALL FOOD SERVICE EQUIPMENT PER FOOD SERVICE DRAWINGS. REFER TO SHEET #703 AND FOOD SERVICE DRAWINGS FOR ALL KITCHEN EQUIPMENT AND COORDINATE WITH OTHER DISCIPLINES.		
	FLOOR PLAN KEYNOTES		
1.	ROUTE DOMESTIC SOFT COLD AND HOT WATER TO REDUCED PRESSURE ZONE BACKFLOW PREVENTERS (RPZ-1). ROUTE DRAIN PIPING TO FLOOR THROUGH (#18). REFER TO DETAIL ON SHEET P502.		
2.	INSTALL PIPING INSIDE UTILITY DISTRIBUTION COLUMN TO SERVE THE WORKTABLE WITH SINK, COORDINATE WITH ARCHITECTURAL.		
3.	INSTALL PIPING INSIDE ARCHITECTURAL WALL/CHASE. COORDINATE WITH ARCHITECTURAL DRAWINGS.		
4.	ROUTE DOMESTIC WATER AND VENT PIPING TO SERVE HAND SINK (#8)		
5.	1"SHW DN TO SERVE ROLL-THRU CART WASHER (#3) FAST FILL.		
6.	1-1/2" SHW UP, 1-1/4"SHW DN TO SERVE ROLL-THRU CART WASHER (#3) FRESH WATER INLET. INSTALL RPZ-1 UPSTREAM OF EQUIPMENT, SEE NOTE 1.		
7.	ROUTE 2" DRAIN SERVING DISHWASHER (#5) TO OPEN SITE FLOOR SINK (FS-1).		
8.	ROUTE 3/4" HOT WATER RELIEF VALVE PIPING AND 3/4" STEAM RELIEF VALVE PIPING SERVING DISHWASHER (#5) TO OPEN SITE FLOOR SINK (FS-1).		
9.	ROUTE DOMESTIC SOFT WATER PIPING TO SERVE FLIGHT TYPE DISHWASHER (#5). PROVIDE WATER HAMMER ARRESTOR (WHA-1) ON FINAL RINSE WATER SUPPLY, REFER TO DETAIL ON SHEET P502. INSTALL RPZ-1 ON SHW AND SCW PIPING UPSTREAM OF UNIT, SEE NOTE 1.		
10.	ROUTE DOMESTIC WATER PIPING TO SERVE SOILED BREAKDOWN TABLE (#7).		
11.	ROUTE DOMESTIC WATER AND VENT PIPING TO SERVE LAVATORY SINKS (LAV-1) AND MOP BASIN (#140). INSTALL ELEVATED VACUUM BREAKER (7'-6" AFF) TO SERVE MOP BASIN.		
12.	ROUTE DOMESTIC WATER AND VENT PIPING TO SERVE LAVATORY SINKS (LAV-1) AND ELECTRIC WATER COOLER (EWC-1).		
13.	ROUTE CW AND VENT PIPING TO SERVE WATER CLOSETS (WC-1) AND URINALS (UR-1). INSTALL WATER HAMMER ARRESTOR (WHA-1) ON CW PIPING, REFER TO DETAIL ON SHEET P502.		
14.	ROUTE CW AND VENT PIPING TO SERVE INDIVIDUAL WATER CLOSET (WC-1). INSTALL WATER HAMMER ARRESTOR (WHA-1) ON CW PIPING, REFER TO DETAIL ON SHEET P502.		
15.	ROUTE DOMESTIC WATER PIPING TO SERVE HAND SINK (#8) AND TO REEL RINSE CONTROL BOX (PROVIDED BY OTHERS) TO SERVE HOSE REEL (#6).		
16.	ROUTE DOMESTIC WATER PIPING TO REEL RINSE CONTROL BOX (PROVIDED BY OTHERS) TO SERVE HOSE REEL (#6).		
17.	ROUTE DOMESTIC WATER AND VENT PIPING TO SERVE HAND SINK (#8) AND EYE WASH (#15).		
18.	ROUTE DOMESTIC WATER PIPING TO SERVE TWO (2) MOP BASINS (#140) AND EYE WASH (#15). INSTALL ELEVATED VACUUM BREAKERS (7'-6" AFF) TO SERVE MOP BASINS.		
19.	ROUTE COLD WATER PIPING TO SERVE ICE MAKERS (#131 AND #133), TWO (2) COFFEE MAKERS (#136) AND ICE TEA BREWER (#138). PROVIDE BACK FLOW PROTECTION (BFP-1) UPSTREAM OF EQUIPMENT.		
20.	ROUTE CW PIPING TO SERVE ELECTRIC WATER COOLER (EWC-1).		
21.	ROUTE CW PIPING TO SERVE COMBINATION OVEN (#38). INSTALL WATER FILTRATION SYSTEM (PROVIDED BY OTHERS) AND BACK FLOW PROTECTION (BFP-1) UPSTREAM OF COMBI-OVEN UNIT.		
VA CONTRACT NO: 36C24519C0171			
N	Project Title		Project Number
	RENOVATE /UPGRADE NUTRITION & FOOD SERVICE KITCHEN		613-19-103
D	Location		Building Number
	510 BUTLER AVENUE, MARTINSBURG, WV 25405		500
	Issue Date	Checked	Drawn
	07/23/21	RAH	TE
			P100.2

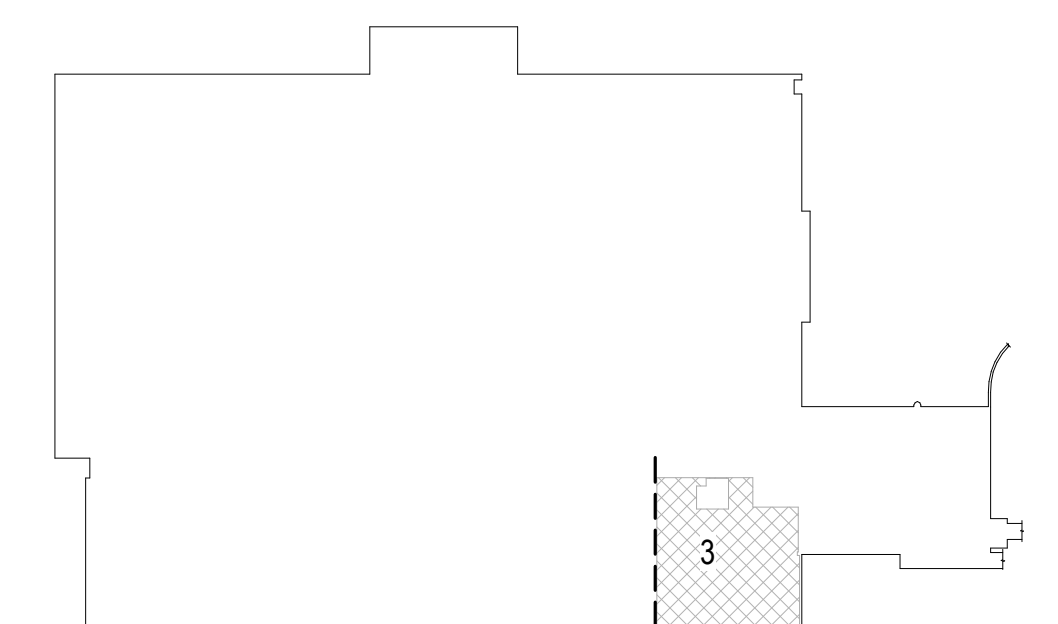
C:\Users\Tasow\Documents\15133_Plumbing_Central_Tasow.rvt
7/20/2021 4:34:28 PM
VA FORM 08-6231



1 PLUMBING - ENLARGED FLOOR PLAN, BASEMENT FLOOR - AREA 3

$$3/16'' = 1'-0''$$


 AREA NOT IN CONTRACT  2 HOUR FIRE & SMOKE SEPARATION  1 HOUR FIRE & SMOKE SEPARATION  KITCHEN EQUIPMENT (PROVIDED BY OTHERS)  PLUMBING FIXTURE	
<h3>PLUMBING GENERAL NOTES</h3>	
A.	CONTRACTOR TO COORDINATE WITH VA COR FOR ALL PLUMBING SERVICE OUTAGES.
B.	EXISTING CONDITIONS ARE SHOWN BASED ON INFORMATION OBTAINED FROM FIELD SURVEYS, EXISTING BUILDING DOCUMENTS, AND STAFF. VERIFY EXISTING CONDITIONS AND REPORT ANY CONFLICTS BEFORE PROCEEDING.
C.	CONTRACTOR IS RESPONSIBLE FOR ALL MODIFICATIONS TO THE EXISTING PIPING NECESSARY TO PERMIT THE INSTALLATION OF NEW WORK.
D.	REFER TO PLUMBING FIXTURE ROUGH-IN SCHEDULE FOR BRANCH CONNECTION TO FIXTURE.
E.	ALL ASSOCIATED PIPING SHALL INCLUDE BUT NOT BE LIMITED TO CW, HW, HWC, SANITARY, AND VENT PIPING.
F.	ALL DOMESTIC WATER PIPING SHALL BE 3/4" Ø MINIMUM AND ALL VENT PIPING SHALL BE 2" Ø MINIMUM UNLESS OTHERWISE NOTED.
G.	ALL PENETRATIONS SHALL BE SEALED WITH FIRE PROOFING.
H.	ROUTE HOT WATER CIRCULATION PIPING DOWN WALL AND CONNECT 24" FROM PLUMBING FIXTURE OR AS CLOSE AS POSSIBLE.
I.	COORDINATE CONCRETE FLOOR SLAB AND REPLACEMENT WORK WITH ARCHITECTURAL AND STRUCTURAL REQUIREMENTS. NEW CONCRETE FLOOR SLAB WORK SHALL BE PERFORMED AS EARLY AS POSSIBLE IN THE PROJECT SCHEDULE TO ALLOW FOR THE PROPER CURING TIME REQUIRED THE NEW FLOOR FINISHES.
J.	COORDINATE THE LOCATION OF ALL FLOOR DRAINS, FLOOR SINKS, AND FLOOR CLEANOUTS WITH THE ARCHITECTURAL AND FOOD SERVICES DRAWINGS.
K.	CONTRACTOR TO INSTALL FOOD SERVICE EQUIPMENT PER FOOD SERVICE DRAWINGS. REFER TO SHEET P703 AND FOOD SERVICE DRAWINGS FOR ALL KITCHEN EQUIPMENT AND COORDINATE WITH OTHER DISCIPLINES.
 <h3>FLOOR PLAN KEYNOTES</h3>	
1.	INSTALL PIPING INSIDE ARCHITECTURAL WALL/CHASE. COORDINATE WITH ARCHITECTURAL DRAWINGS.
2.	ROUTE CONDENSATE DRAIN FROM MEAT PULL BOX COOLER EVAPORATORS TO THE FUNNEL FLOOR DRAIN. REFER TO DETAIL ON SHEET P502.
3.	ROUTE CONDENSATE DRAIN FROM FOOD BAK/PRODUCE COOLER EVAPORATORS TO THE FUNNEL FLOOR DRAIN. REFER TO DETAIL ON SHEET P502.
4.	ROUTE CONDENSATE DRAIN FROM VEGETABLE COOLER, BEVERAGE COOLER AND PRODUCE/BREAD FREEZER EVAPORATORS TO THE FUNNEL FLOOR DRAIN. HEAT TRACING TO BE INSTALLED ON PRODUCE/BREAD FREEZER DRAIN LINE. REFER TO DETAIL ON SHEET P502.
5.	ROUTE CONDENSATE DRAIN WITH HEAT TRACING FROM MEET FREEZER EVAPORATORS TO THE FUNNEL FLOOR DRAIN. REFER TO DETAIL ON SHEET P502.
6.	ROUTE CONDENSATE DRAIN WITH HEAT TRACING FROM COMPOST FREEZER EVAPORATORS TO THE FUNNEL FLOOR DRAIN. REFER TO DETAIL ON SHEET P502.

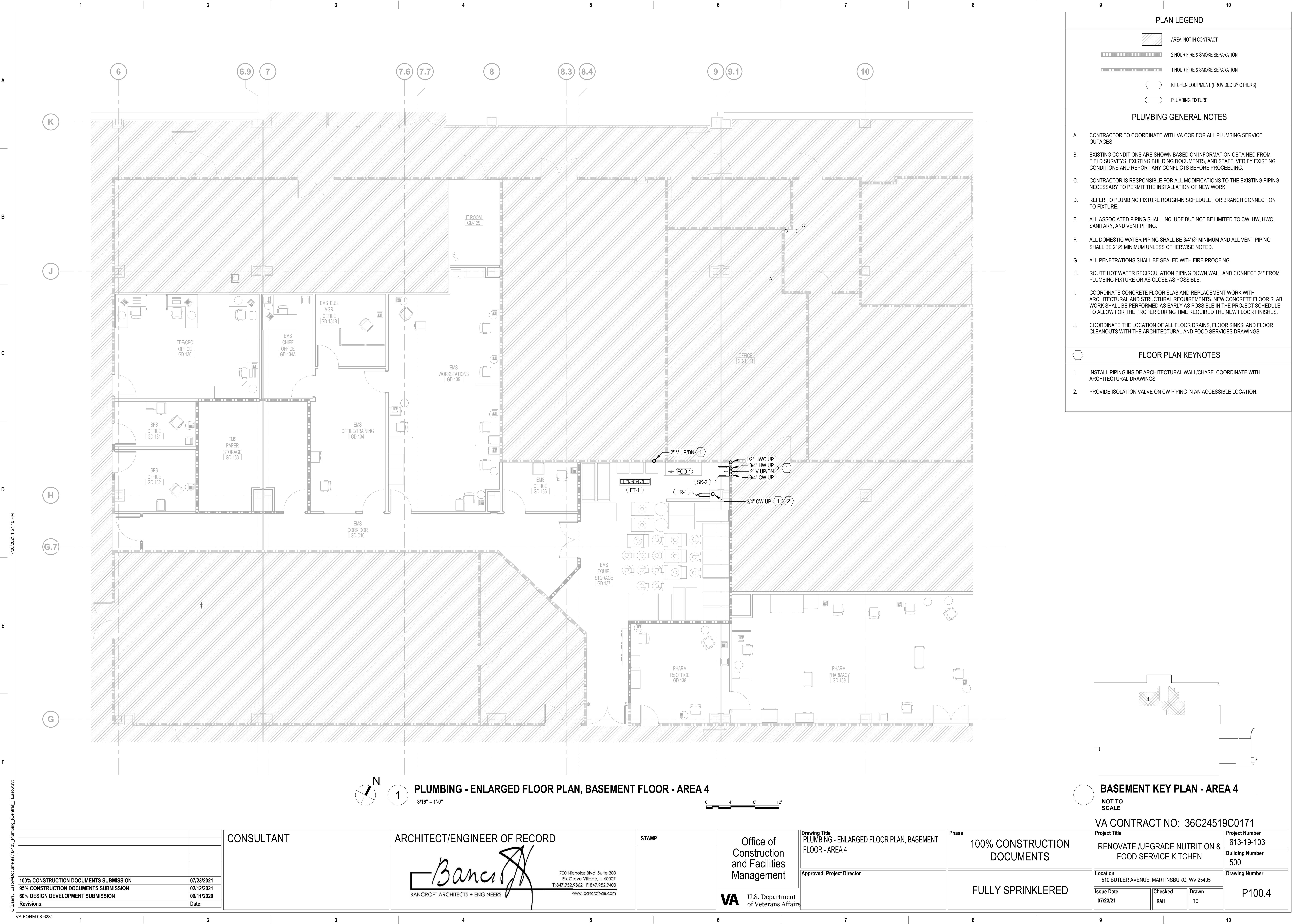


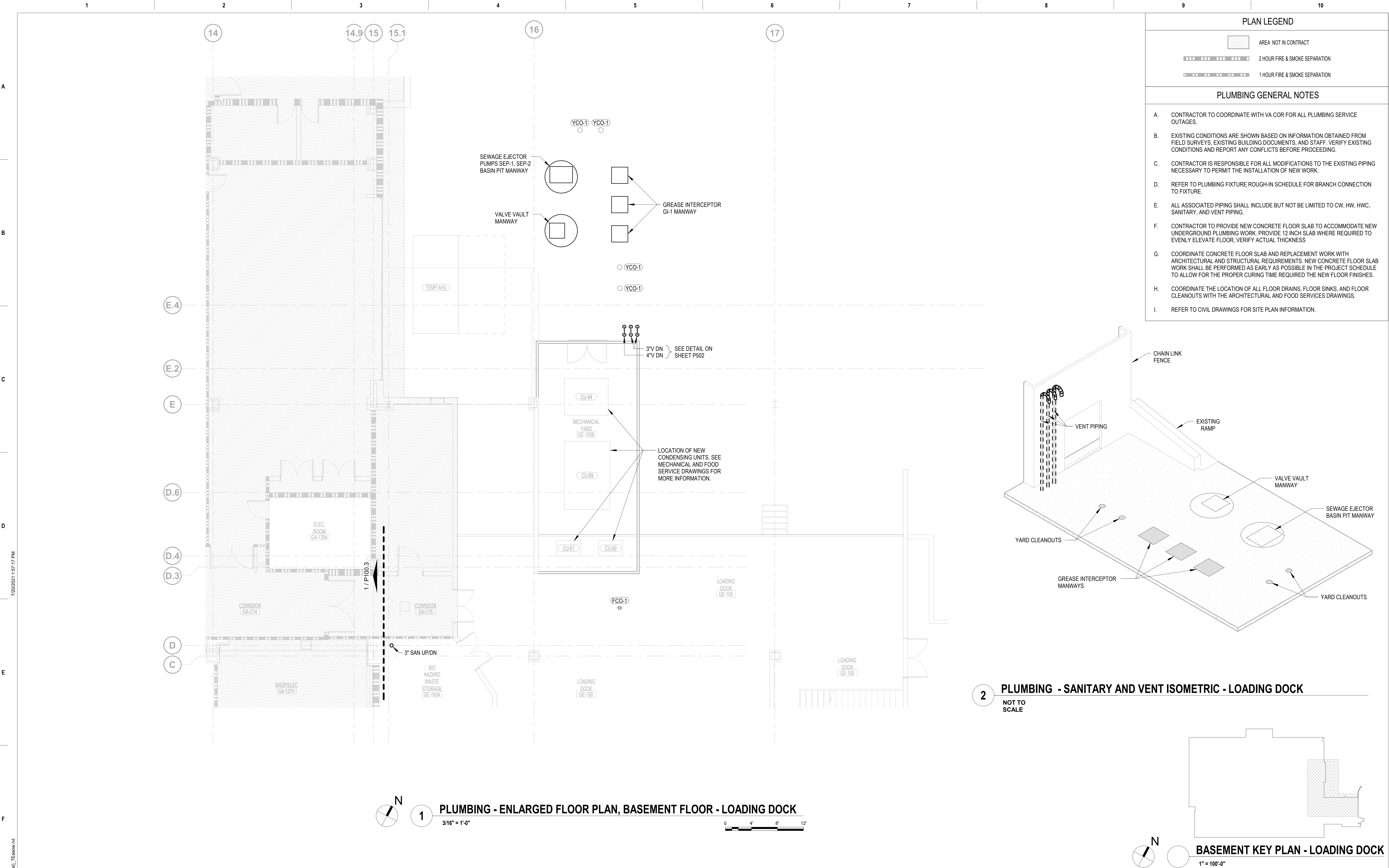
BASEMENT KEY PLAN - AREA 3

NOT TO
SCALE

VA CONTRACT NO: 36C24519C0171

[illegible]






C:\Users\Tasow\Documents\18-133_Plumbing_Central_Tasow.rvt

100% CONSTRUCTION DOCUMENTS SUBMISSION	07/23/2021
95% CONSTRUCTION DOCUMENTS SUBMISSION	02/12/2021
Revisions:	Date:

CONSULTANT

ARCHITECT/ENGINEER OF RECORD

700 Nicholas Blvd. Suite 300 Elk Grove Village, IL 60007 T: 847.952.9362 F: 847.952.9403 www.bancroft-a-e.com

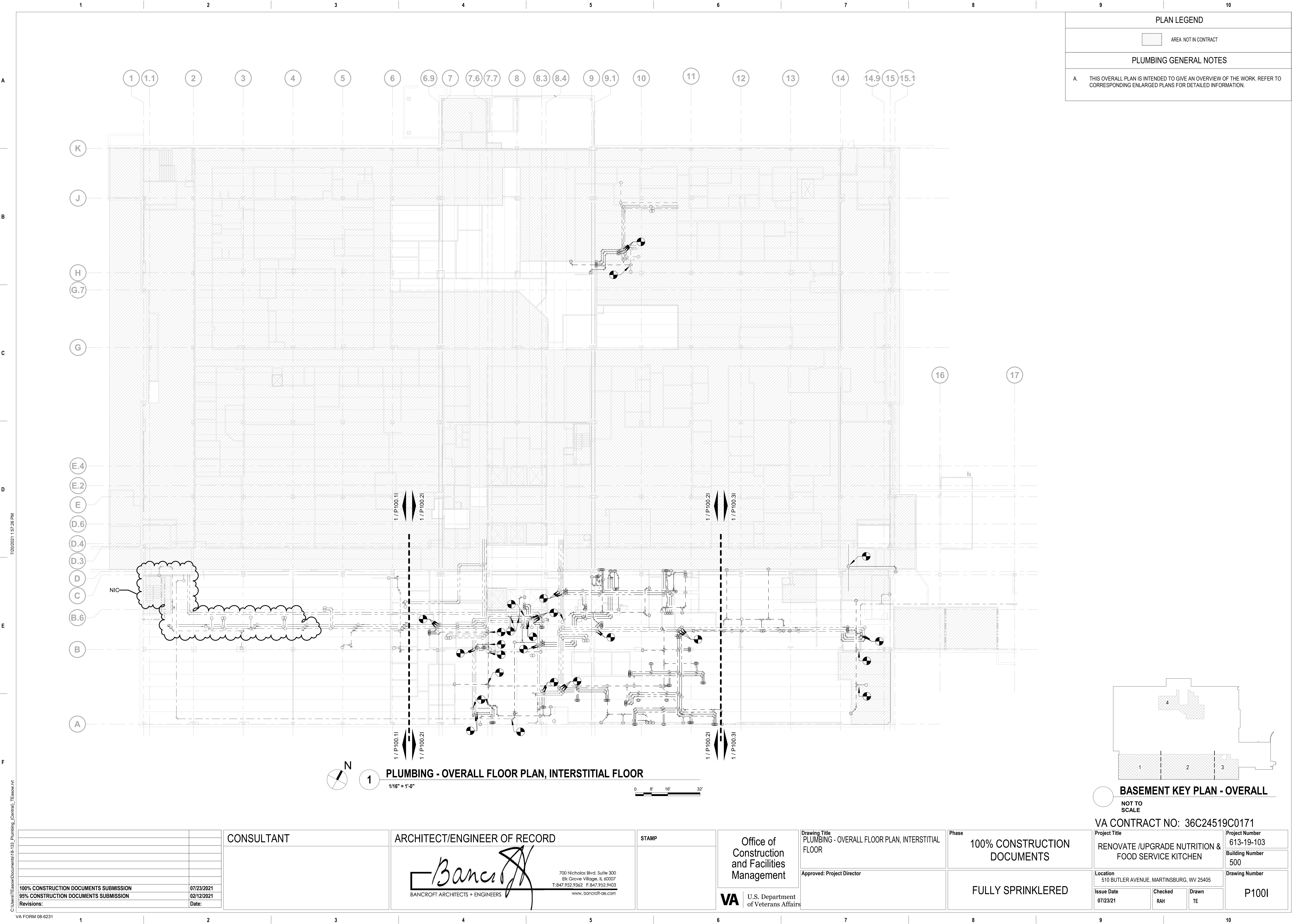
STAMP

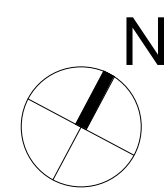
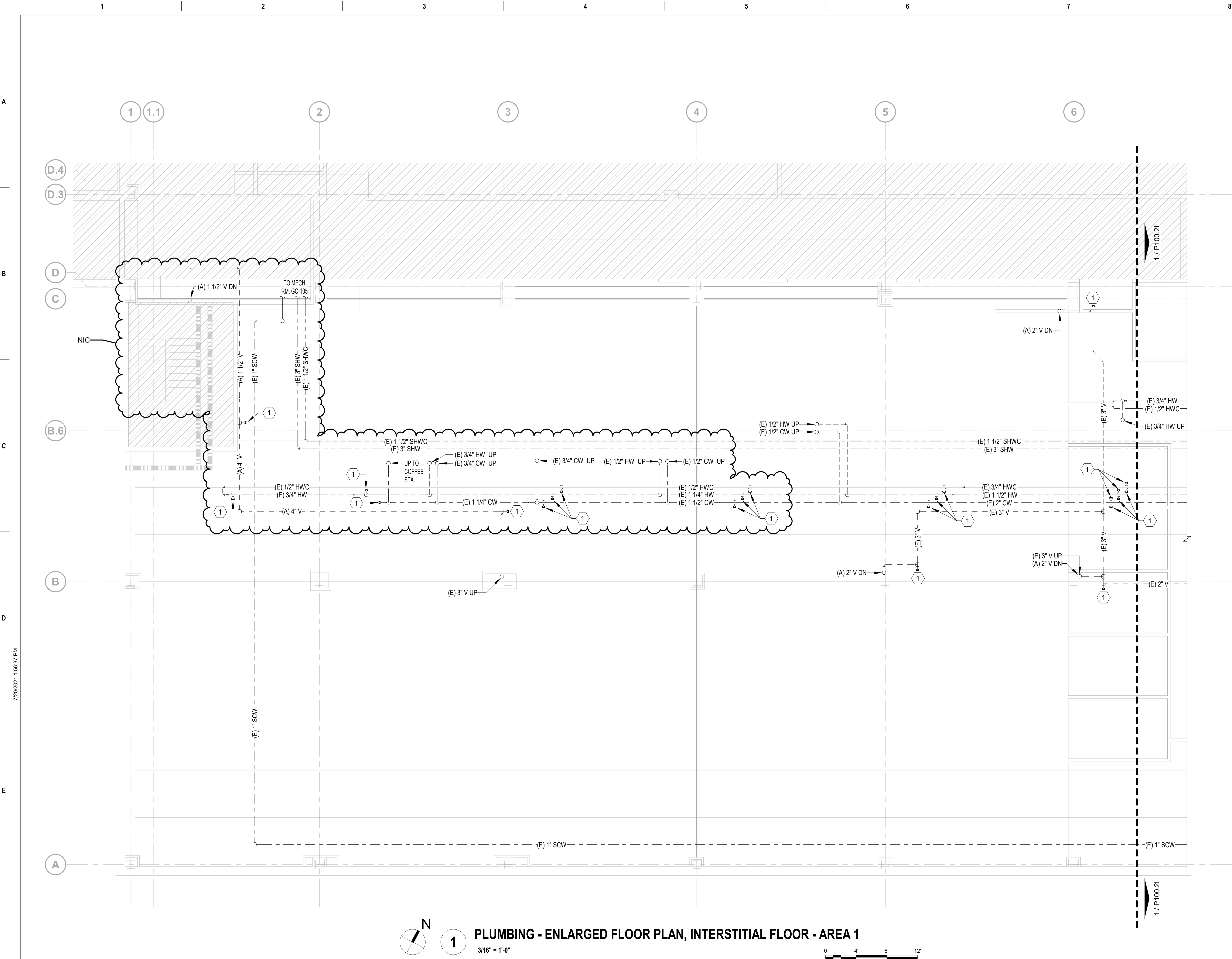
Office of Construction and Facilities Management
VA U.S. Department of Veterans Affairs

Drawing Title PLUMBING - ENLARGED FLOOR PLAN, BASEMENT FLOOR - LOADING DOCK
Approved: Project Director

Phase 100% CONSTRUCTION DOCUMENTS
FULLY SPRINKLERED

VA CONTRACT NO: 36C24519C0171		
Project Title RENOVATE /UPGRADE NUTRITION & FOOD SERVICE KITCHEN	Project Number 613-19-103	Building Number 500
Location 510 BUTLER AVENUE, MARTINSBURG, WV 25405	Issue Date 07/23/21	Checked RAH
	Drawn TE	Drawing Number P100.5







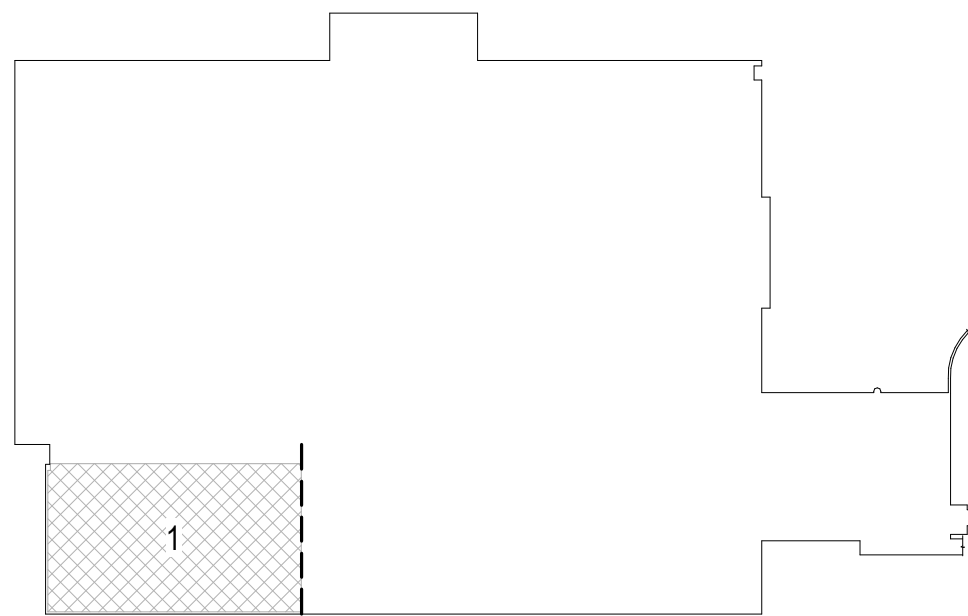
1

PLUMBING - ENLARGED FLOOR PLAN, INTERSTITIAL FLOOR - AREA 1

3/16" = 1'-0"




PLAN LEGEND	
	AREA NOT IN CONTRACT
PLUMBING GENERAL NOTES	
A.	CONTRACTOR TO COORDINATE WITH VA COR FOR ALL PLUMBING SERVICE OUTAGES.
B.	EXISTING CONDITIONS ARE SHOWN BASED ON INFORMATION OBTAINED FROM FIELD SURVEYS, EXISTING BUILDING DOCUMENTS, AND STAFF. VERIFY EXISTING CONDITIONS AND REPORT ANY CONFLICTS BEFORE PROCEEDING.
C.	CONTRACTOR IS RESPONSIBLE FOR ALL MODIFICATIONS TO THE EXISTING PIPING NECESSARY TO PERMIT THE INSTALLATION OF NEW WORK.
D.	REFER TO PLUMBING FIXTURE ROUGH-IN SCHEDULE FOR BRANCH CONNECTION TO FIXTURE.
E.	ALL ASSOCIATED PIPING SHALL INCLUDE BUT NOT BE LIMITED TO CW, HW, HWC, SANITARY, AND VENT PIPING.
F.	INSTALL BALANCING, CHECK AND ISOLATION VALVES AT EVERY HWC BRANCH PIPING, REFER TO DETAIL ON SHEET P501.
G.	ACCESS SHALL BE PROVIDED SUCH THAT PLUMBING COMPONENTS SHALL BE READILY SERVICEABLE, FOR ALL COMPONENTS THAT REQUIRE OPERATING, CLEANING, SERVICING, MAINTENANCE, AND CALIBRATION. SUCH COMPONENTS INCLUDES, BUT IS NOT LIMITED TO MANUAL VALVES, CHECK VALVES, BALANCING VALVES, ETC.
H.	ALL DOMESTIC WATER PIPING SHALL BE 3/4"Ø MINIMUM AND ALL VENT PIPING SHALL BE 2"Ø MINIMUM UNLESS OTHERWISE NOTED.
I.	ALL PENETRATIONS SHALL BE SEALED WITH FIRE PROOFING.
J.	REPAIR / REPLACE EXISTING INSULATION SERVING DOMESTIC WATER PIPING THAT IS DAMAGED OR BECOMES DAMAGED DURING CONSTRUCTION ACTIVITIES. ALL DOMESTIC WATER PIPING TO BE INSULATED TO MEET VA SPECIFICATIONS.
K.	REFER TO SHEET P703 AND FOOD SERVICE DRAWINGS FOR COORDINATION WITH PLUMBING WORK AND ADDITIONAL INFORMATION ON KITCHEN EQUIPMENT.
FLOOR PLAN KEYNOTES	
	1. CAPPED.



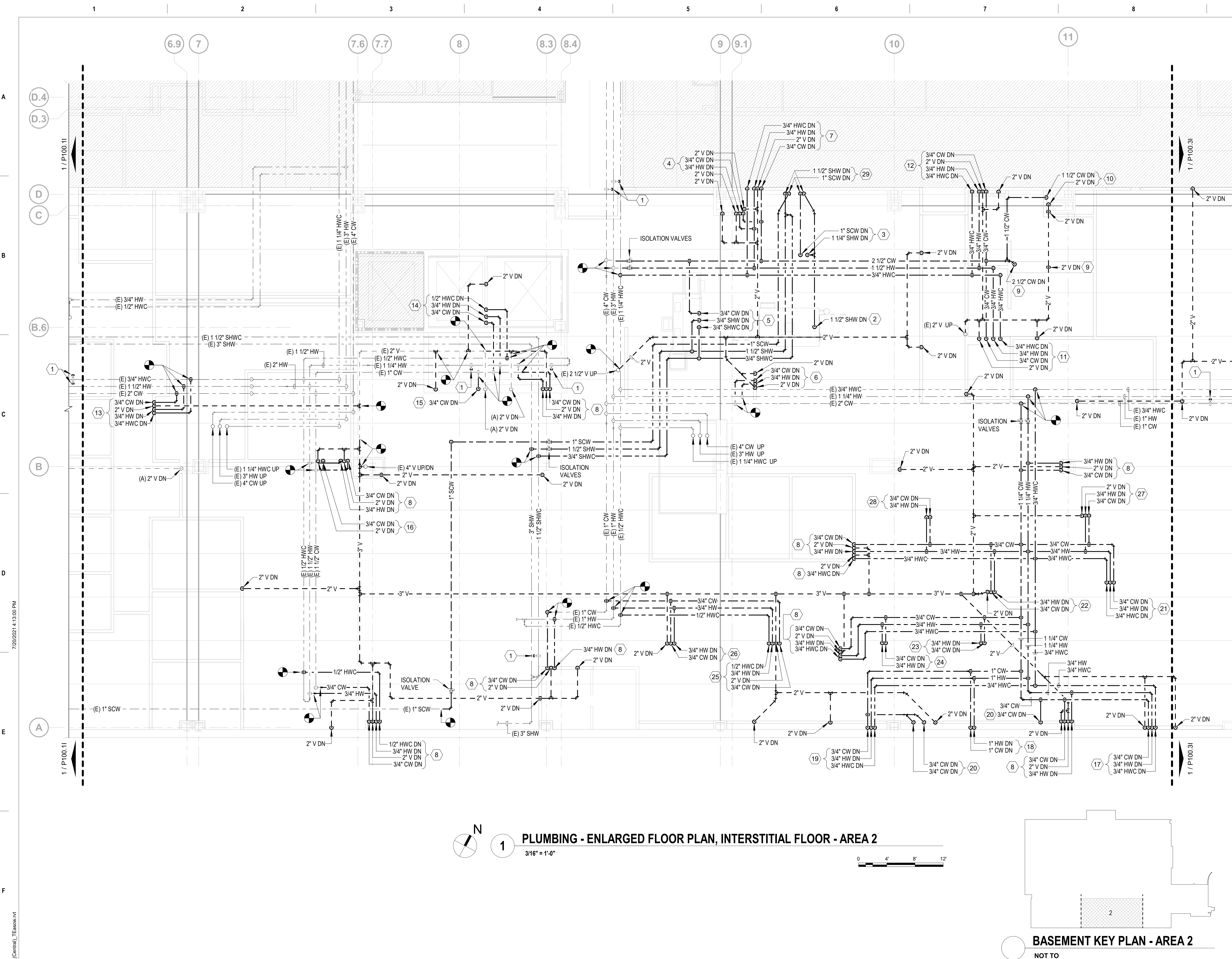
BASEMENT KEY PLAN - AREA 1

NOT TO SCALE

VA CONTRACT NO: 36C24519C0171

		CONSULTANT	ARCHITECT/ENGINEER OF RECORD	STAMP	Office of Construction and Facilities Management	Drawing Title PLUMBING - ENLARGED FLOOR PLAN, INTERSTITIAL FLOOR - AREA 1	Phase	Project Title	Project Number		
			 <div>700 Nicholas Blvd, Suite 300 Elk Grove Village, IL 60007 T:847.952.9400 F:847.952.9403 www.bancroft-ae.com</div>			100% CONSTRUCTION DOCUMENTS	RENOVATE /UPGRADE NUTRITION & FOOD SERVICE KITCHEN	613-19-103			
									Building Number 500		
									Drawing Number		
100% CONSTRUCTION DOCUMENTS SUBMISSION	07/23/2021										
95% CONSTRUCTION DOCUMENTS SUBMISSION	02/12/2021				VA U.S. Department of Veterans Affairs	Approved: Project Director		Location 510 BUTLER AVENUE, MARTINSBURG, WV 25405	P100.11		
Revisions:	Date:						FULLY SPRINKLERED	Issue Date 07/23/21		Checked RAH	Drawn TE

C:\Users\Tasow\Documents\18-133_Plumbing_Central_Tasow.rvt 7/20/2021 1:56:37 PM



PLAN LEGEND

AREA NOT IN CONTRACT

PLUMBING GENERAL NOTES

A. CONTRACTOR TO COORDINATE WITH VA COR FOR ALL PLUMBING SERVICE OUTAGES.

B. EXISTING CONDITIONS ARE SHOWN BASED ON INFORMATION OBTAINED FROM FIELD SURVEYS, EXISTING BUILDING DOCUMENTS, AND STAFF. VERIFY EXISTING CONDITIONS AND REPORT ANY CONFLICTS BEFORE PROCEEDING.

C. CONTRACTOR IS RESPONSIBLE FOR ALL MODIFICATIONS TO THE EXISTING PIPING NECESSARY TO PERMIT THE INSTALLATION OF NEW WORK.

D. REFER TO PLUMBING FIXTURE ROUGH-IN SCHEDULE FOR BRANCH CONNECTION TO FIXTURE.

E. ALL ASSOCIATED PIPING SHALL INCLUDE BUT NOT BE LIMITED TO CW, HW, HWC, SANITARY, AND VENT PIPING.

F. INSTALL BALANCING, CHECK AND ISOLATION VALVES AT EVERY HWC BRANCH PIPING, REFER TO DETAIL ON SHEET P501.

G. ACCESS SHALL BE PROVIDED SUCH THAT PLUMBING COMPONENTS SHALL BE READILY SERVICEABLE, FOR ALL COMPONENTS THAT REQUIRE OPERATING, CLEANING, SERVICING, MAINTENANCE, AND CALIBRATION. SUCH COMPONENTS INCLUDES, BUT IS NOT LIMITED TO MANUAL VALVES, CHECK VALVES, BALANCING VALVES, ETC.

H. ALL DOMESTIC WATER PIPING SHALL BE 3/4"Ø MINIMUM AND ALL VENT PIPING SHALL BE 2"Ø MINIMUM UNLESS OTHERWISE NOTED.

I. ALL PENETRATIONS SHALL BE SEALED WITH FIRE PROOFING.

J. REPAIR / REPLACE EXISTING INSULATION SERVING DOMESTIC WATER PIPING THAT IS DAMAGED OR BECOMES DAMAGED DURING CONSTRUCTION ACTIVITIES. ALL DOMESTIC WATER PIPING TO BE INSULATED TO MEET VA SPECIFICATIONS.

K. REFER TO SHEET P703 AND FOOD SERVICE DRAWINGS FOR COORDINATION WITH PLUMBING WORK AND ADDITIONAL INFORMATION ON KITCHEN EQUIPMENT.

FLOOR PLAN KEYNOTES

1. CAPPED.

2. ROUTE DOMESTIC SOFT HOT WATER DN TO SERVE ROLL-TRHU CART WASHER (#3).

3. ROUTE DOMESTIC SOFT WATER PIPING DN TO SERVE FLIGHT TYPE DISHWASHER (#5).

4. ROUTE DOMESTIC WATER PIPING DN TO REEL RINSE CONTROL BOX TO SERVE HOSE REEL (#6).

5. ROUTE DOMESTIC WATER PIPING DN TO SERVE SOILED BREAKDOWN TABLE (#7).

6. ROUTE DOMESTIC WATER PIPING DN TO SERVE HAND SINK (#8) AND TO REEL RINSE CONTROL BOX TO SERVE HOSE REEL (#6).

7. ROUTE DOMESTIC WATER PIPING DN TO SERVE HAND SINK (#8) AND EYE WASH (#15).

8. ROUTE DOMESTIC WATER AND VENT PIPING DN TO SERVE HAND SINK (#8).

9. ROUTE CW AND VENT PIPING DN TO SERVE WATER CLOSETS (WC-1) AND URINALS (UR-1).

10. ROUTE CW AND VENT PIPING DN TO SERVE INDIVIDUAL WATER CLOSET (WC-1).

11. ROUTE DOMESTIC WATER AND VENT PIPING DN TO SERVE LAVS (LAV-1) AND MOP BASIN (#140).

12. ROUTE DOMESTIC WATER AND VENT PIPING DN TO SERVE LAVS (LAV-1) AND ELECTRIC WATER COOLER (EWC-1).

13. ROUTE DOMESTIC WATER AND VENT PIPING DN TO SERVE SINK (SK-1) AND HERB WALL NICK NICK

14. ROUTE DOMESTIC WATER PIPING DN TO SERVE TWO (2) MOP BASINS (#140) AND EYE WASH (#15).

15. ROUTE COLD WATER PIPING DN TO SERVE TWO (2) ICE MAKERS (#131 AND #133), TWO (2) COFFEE MAKERS (#136) AND ICE TEA BREWER (#138).

16. ROUTE CW AND VENT PIPING DN TO SERVE ELECTRIC WATER COOLER (EWC-1).

17. ROUTE DOMESTIC WATER PIPING DN TO SERVE POWER SOAK SINK (#11), SCRAPPER COLLECTOR (#12) AND HOSE REEL (#22).

18. ROUTE DOMESTIC WATER PIPING DN TO SERVE FIVE (5) STEAM KETTLES (#24 AND #25).

19. ROUTE DOMESTIC WATER PIPING DN TO SERVE TRUNION KETTLES WITH STANDS (#23).

20. ROUTE CW PIPING DN TO WATER FILTER TO SERVE COMBINATION OVEN(S).

21. ROUTE DOMESTIC WATER PIPING DN TO SERVE WORKTABLE WITH SINK (#71), DISHWASHER (#73), POTATO PEELER (#74) AND HOSE REEL (#126).

22. ROUTE DOMESTIC WATER PIPING DN TO SERVE WORKTABLE WITH SINK (#61).

23. ROUTE DOMESTIC WATER PIPING DN TO SERVE WORKTABLE WITH SINK (#13).

24. ROUTE DOMESTIC WATER PIPING DN TO SERVE WORKTABLE WITH SINK (#17) AND HOSE REEL (#9).

25. ROUTE DOMESTIC WATER PIPING DN TO SERVE WORKTABLE WITH SINKS (#20).

26. ROUTE DOMESTIC WATER PIPING DN TO SERVE BAKING WORKTABLE WITH SINK (#40) AND 3 PAN HOT FOOD WELL (#49).

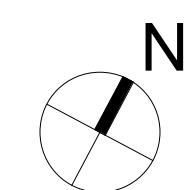
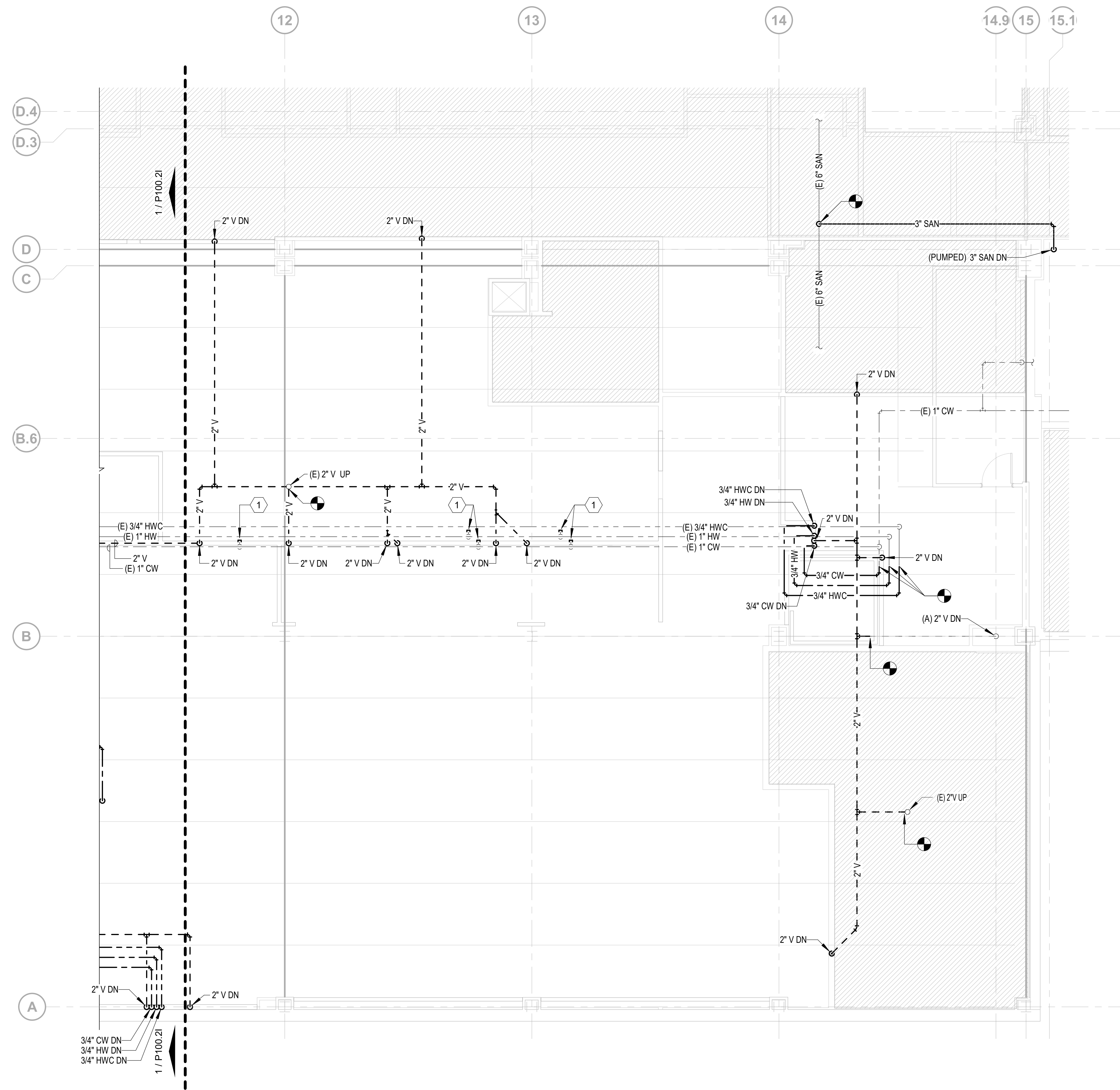
27. ROUTE DOMESTIC WATER AND VENT PIPING DN TO SERVE WORKTABLE WITH SINK (#17) AND HOSE REEL (#62).

28. ROUTE DOMESTIC WATER PIPING DN TO SERVE WORKTABLE WITH SINK (#59).

29. ROUTE DOMESTIC SOFT COLD AND HOT WATER DN TO REDUCED PRESSURE ZONE BACKFLOW PREVENTERS (RPZ-1).

VA CONTRACT NO: 36C24519C0171

<div>CONSULTANT</div>		<div>ARCHITECT/ENGINEER OF RECORD</div> <div><div>Bancroft</div><div>700 Nicholas Blvd, Suite 300 Elk Grove Village, IL 60007 T: 847.952.9362 F: 847.952.9403 www.bancroft-a-e.com</div></div>		<div>STAMP</div>		<div>Office of Construction and Facilities Management</div> <div>VA U.S. Department of Veterans Affairs</div>		<div>Drawing Title</div> <div>PLUMBING - ENLARGED FLOOR PLAN, INTERSTITIAL FLOOR - AREA 2</div> <div>Approved: Project Director</div>		<div>Phase</div> <div>100% CONSTRUCTION DOCUMENTS</div> <div>FULLY SPRINKLERED</div>		<div>Project Title</div> <div>RENOVATE /UPGRADE NUTRITION & FOOD SERVICE KITCHEN</div>		<div>Project Number</div> <div>613-19-103</div>	
<div>100% CONSTRUCTION DOCUMENTS SUBMISSION</div> <div>07/23/2021</div>		<div>95% CONSTRUCTION DOCUMENTS SUBMISSION</div> <div>02/12/2021</div>		<div>Revisions:</div> <div>Date:</div>		<div>Location</div> <div>510 BUTLER AVENUE, MARTINSBURG, WV 25405</div>		<div>Issue Date</div> <div>07/23/21</div>		<div>Checked</div> <div>RAH</div>		<div>Drawn</div> <div>TE</div>		<div>Drawing Number</div> <div>P100.21</div>	



PLUMBING - ENLARGED FLOOR PLAN, INTERSTITIAL FLOOR - AREA 3

[illegible]

CONSULTANT

ARCHITECT/ENGINEER OF RECORD

STAMP

Office of
Construction
and Facilities
Management

VA

U.S. Department
of Veterans Affairs

Drawing Title
PLUMBING - ENLARGED FLOOR PLAN,
INTERSTITIAL FLOOR - AREA 3

Approved: Project Director

	Phase
1	Phase 1
2	Phase 2
3	Phase 3
4	Phase 4
5	Phase 5
6	Phase 6
7	Phase 7
8	Phase 8
9	Phase 9
10	Phase 10
11	Phase 11
12	Phase 12
13	Phase 13
14	Phase 14
15	Phase 15
16	Phase 16
17	Phase 17
18	Phase 18
19	Phase 19
20	Phase 20
21	Phase 21
22	Phase 22
23	Phase 23
24	Phase 24
25	Phase 25
26	Phase 26
27	Phase 27
28	Phase 28
29	Phase 29
30	Phase 30
31	Phase 31
32	Phase 32
33	Phase 33
34	Phase 34
35	Phase 35
36	Phase 36
37	Phase 37
38	Phase 38
39	Phase 39
40	Phase 40
41	Phase 41
42	Phase 42
43	Phase 43
44	Phase 44
45	Phase 45
46	Phase 46
47	Phase 47
48	Phase 48
49	Phase 49
50	Phase 50
51	Phase 51
52	Phase 52
53	Phase 53
54	Phase 54
55	Phase 55
56	Phase 56
57	Phase 57
58	Phase 58
59	Phase 59
60	Phase 60
61	Phase 61
62	Phase 62
63	Phase 63
64	Phase 64
65	Phase 65
66	Phase 66
67	Phase 67
68	Phase 68
69	Phase 69
70	Phase 70
71	Phase 71
72	Phase 72
73	Phase 73
74	Phase 74
75	Phase 75
76	Phase 76
77	Phase 77
78	Phase 78
79	Phase 79
80	Phase 80
81	Phase 81
82	Phase 82
83	Phase 83
84	Phase 84
85	Phase 85
86	Phase 86
87	Phase 87
88	Phase 88
89	Phase 89
90	Phase 90
91	Phase 91
92	Phase 92
93	Phase 93
94	Phase 94
95	Phase 95
96	Phase 96
97	Phase 97
98	Phase 98
99	Phase 99
100	Phase 100

100% CONSTRUCTION
DOCUMENTS

FULLY SPRINKLERED

BASEMENT KEY PLAN - AREA 3

NOT TO
SCALE

VA CONTRACT NO: 36C24519C0171

Project Title	RENOVATE /UPGRADE NUTRITION & FOOD SERVICE KITCHEN
---------------	--

Project Number	613-19-103
Building Number	500

Location	510 BUTLER AVENUE, MARTINSBURG, WV 25405
----------	--

Issue Date	07/23/21
------------	----------

Checked
RAH

Drawn
TF

P100.3I

PLAN LEGEND

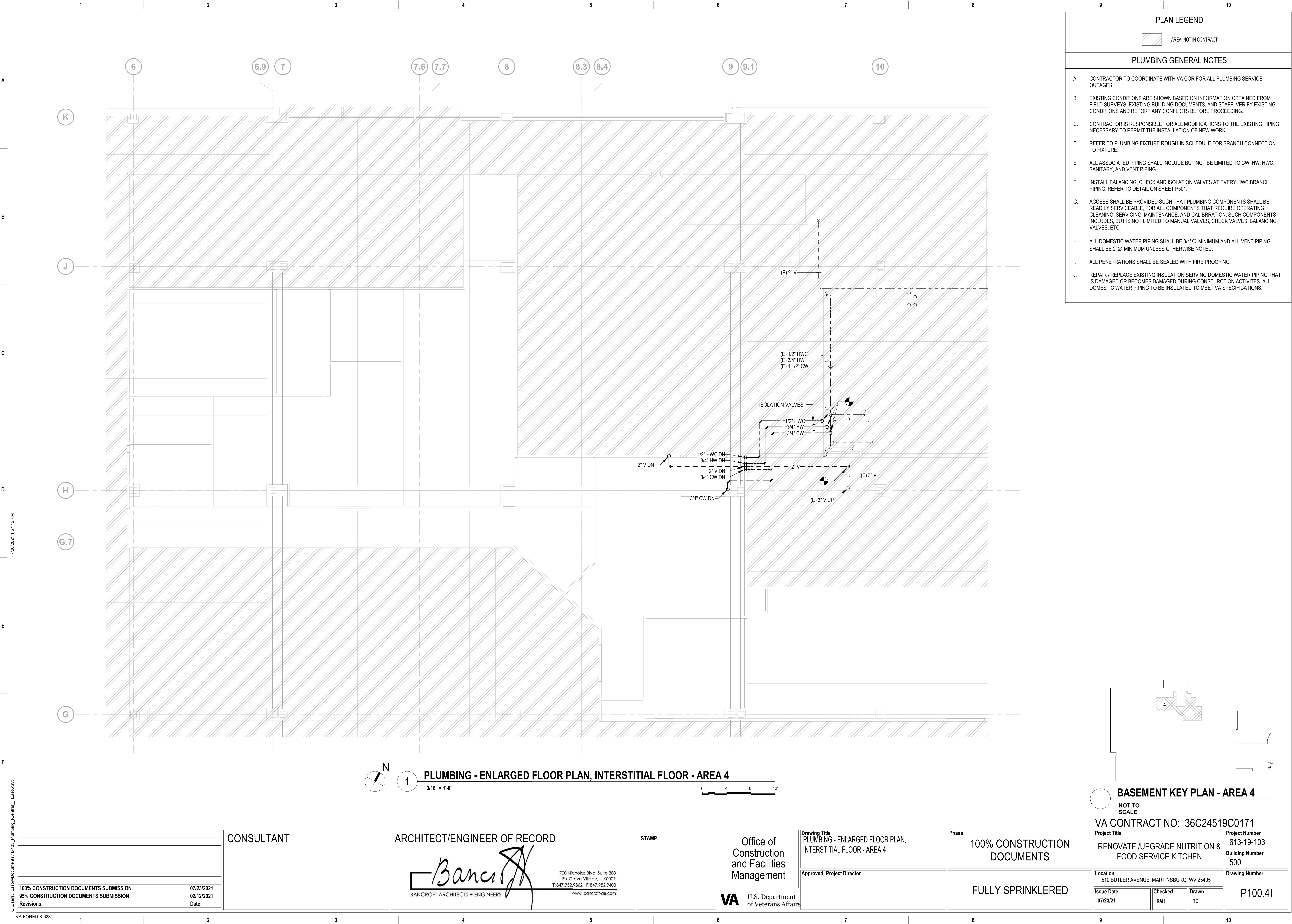


PLUMBING GENERAL NOTES

- A. CONTRACTOR TO COORDINATE WITH VA COR FOR ALL PLUMBING SERVICE OUTAGES.
- B. EXISTING CONDITIONS ARE SHOWN BASED ON INFORMATION OBTAINED FROM FIELD SURVEYS, EXISTING BUILDING DOCUMENTS, AND STAFF. VERIFY EXISTING CONDITIONS AND REPORT ANY CONFLICTS BEFORE PROCEEDING.
- C. CONTRACTOR IS RESPONSIBLE FOR ALL MODIFICATIONS TO THE EXISTING PIPING NECESSARY TO PERMIT THE INSTALLATION OF NEW WORK.
- D. REFER TO PLUMBING FIXTURE ROUGH-IN SCHEDULE FOR BRANCH CONNECTION TO FIXTURE.
- E. ALL ASSOCIATED PIPING SHALL INCLUDE BUT NOT BE LIMITED TO CW, HW, HWC, SANITARY, AND VENT PIPING.
- F. INSTALL BALANCING, CHECK AND ISOLATION VALVES AT EVERY HWC BRANCH PIPING, REFER TO DETAIL ON SHEET P501.
- G. ACCESS SHALL BE PROVIDED SUCH THAT PLUMBING COMPONENTS SHALL BE READILY SERVICEABLE, FOR ALL COMPONENTS THAT REQUIRE OPERATING, CLEANING, SERVICING, MAINTENANCE, AND CALIBRATION. SUCH COMPONENTS INCLUDES, BUT IS NOT LIMITED TO MANUAL VALVES, CHECK VALVES, BALANCING VALVES, ETC.
- H. ALL DOMESTIC WATER PIPING SHALL BE 3/4"Ø MINIMUM AND ALL VENT PIPING SHALL BE 2"Ø MINIMUM UNLESS OTHERWISE NOTED.
- I. ALL PENETRATIONS SHALL BE SEALED WITH FIRE PROOFING.
- J. REPAIR / REPLACE EXISTING INSULATION SERVING DOMESTIC WATER PIPING THAT IS DAMAGED OR BECOMES DAMAGED DURING CONSTRUCTION ACTIVITIES. ALL DOMESTIC WATER PIPING TO BE INSULATED TO MEET VA SPECIFICATIONS.
- K. REFER TO SHEET P703 AND FOOD SERVICE DRAWINGS FOR COORDINATION WITH PLUMBING WORK AND ADDITIONAL INFORMATION ON KITCHEN EQUIPMENT.

FLOOR PLAN KEYNOTES

1. CAPPED.



A

B

C

D

E

F

A

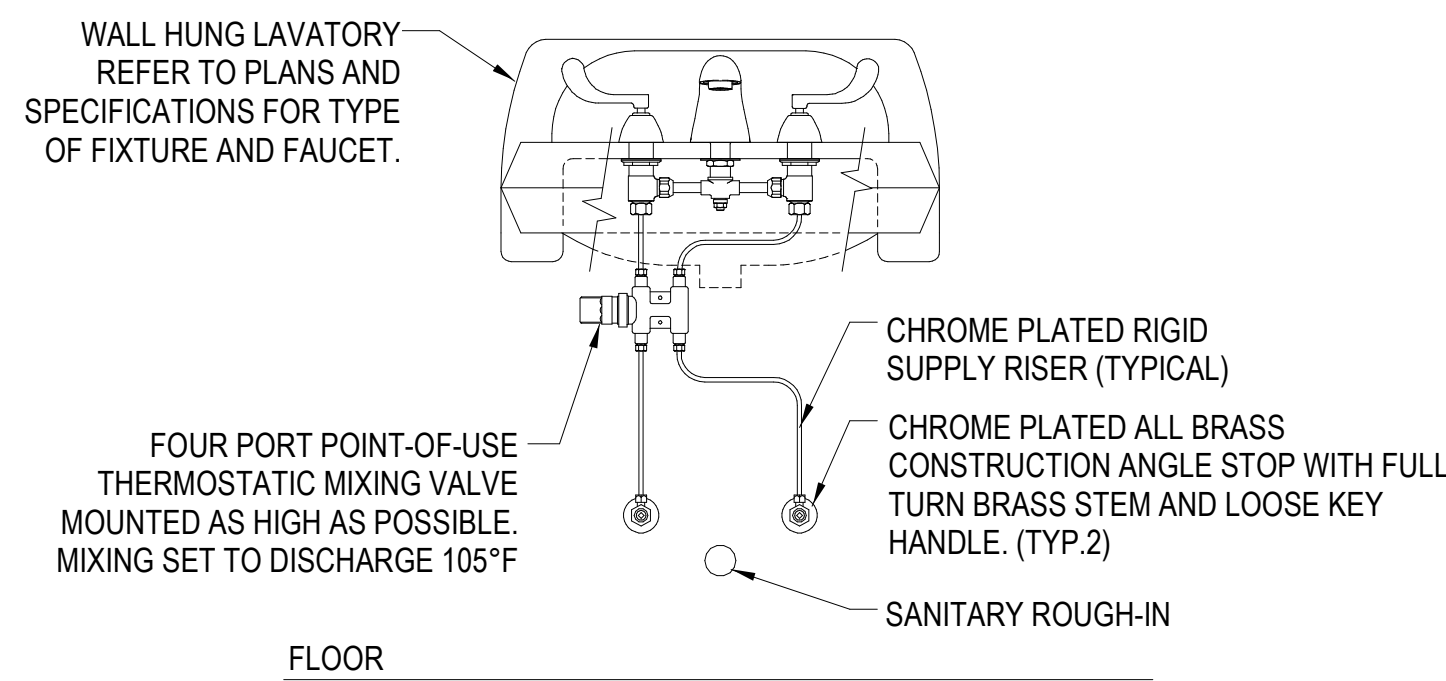
B

C

D

E

F

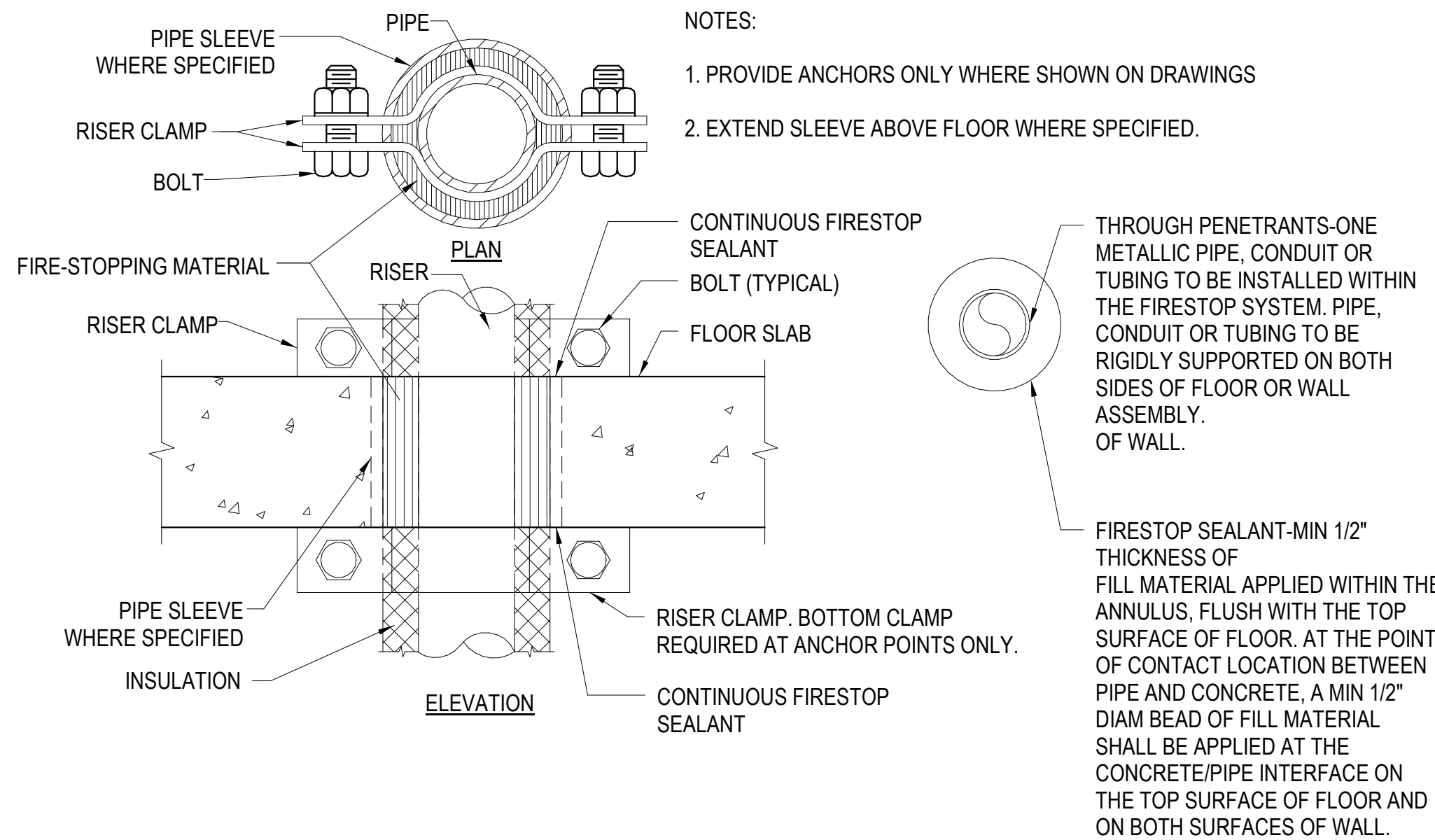


NOTE:

1. SEE ARCHITECTURAL DRAWINGS FOR LAVATORY MOUNTING HEIGHTS.
2. P-TRAP, TAIL PIECE, AND WASTE ARM NOT SHOWN FOR CLARITY.
3. FOR HANDICAP LAVATORY INSTALLATION ALL WASTE PIPING UNDER SINK SHALL BE WRAPPED WITH PROTECTIVE PIPE COVERS.
4. FOR HANDICAP LAVATORY INSTALLATION ANGLE STOP VALVES AND SUPPLY RISERS SHALL BE WRAPPED WITH PROTECTIVE PIPE COVERS. SUPPLY RISERS SHALL BE WRAPPED FROM STOP VALVES TO MIXING VALVE. ENDS OF PROTECTIVE WRAP SHALL BE CUT SQUARE AND TIE WRAPPED CLOSED.

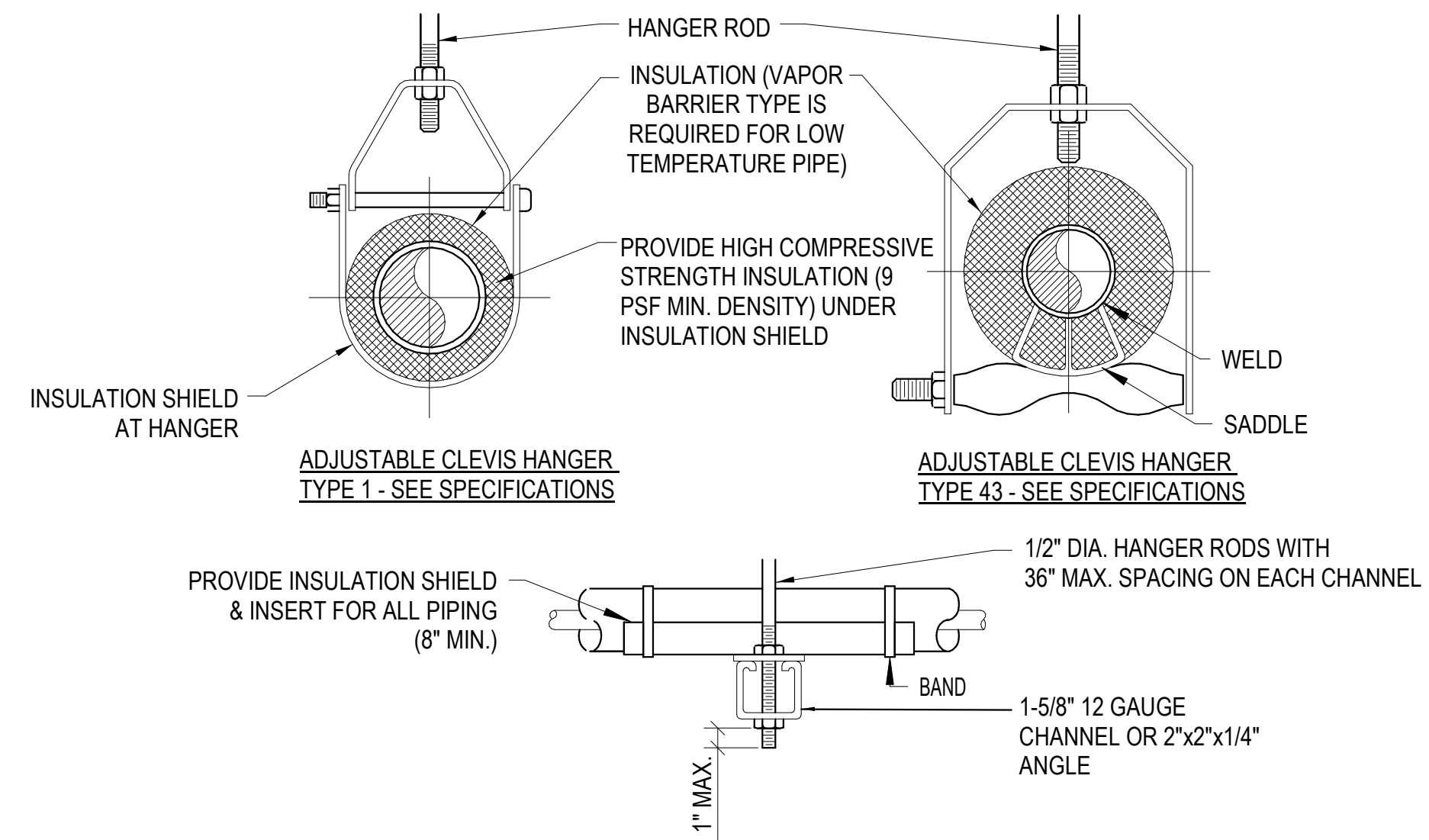
7 LAVATORY MIXING VALVE DETAIL

NOT TO SCALE



4 SUPPORT/ANCHOR FOR PIPE RISERS

NOT TO SCALE



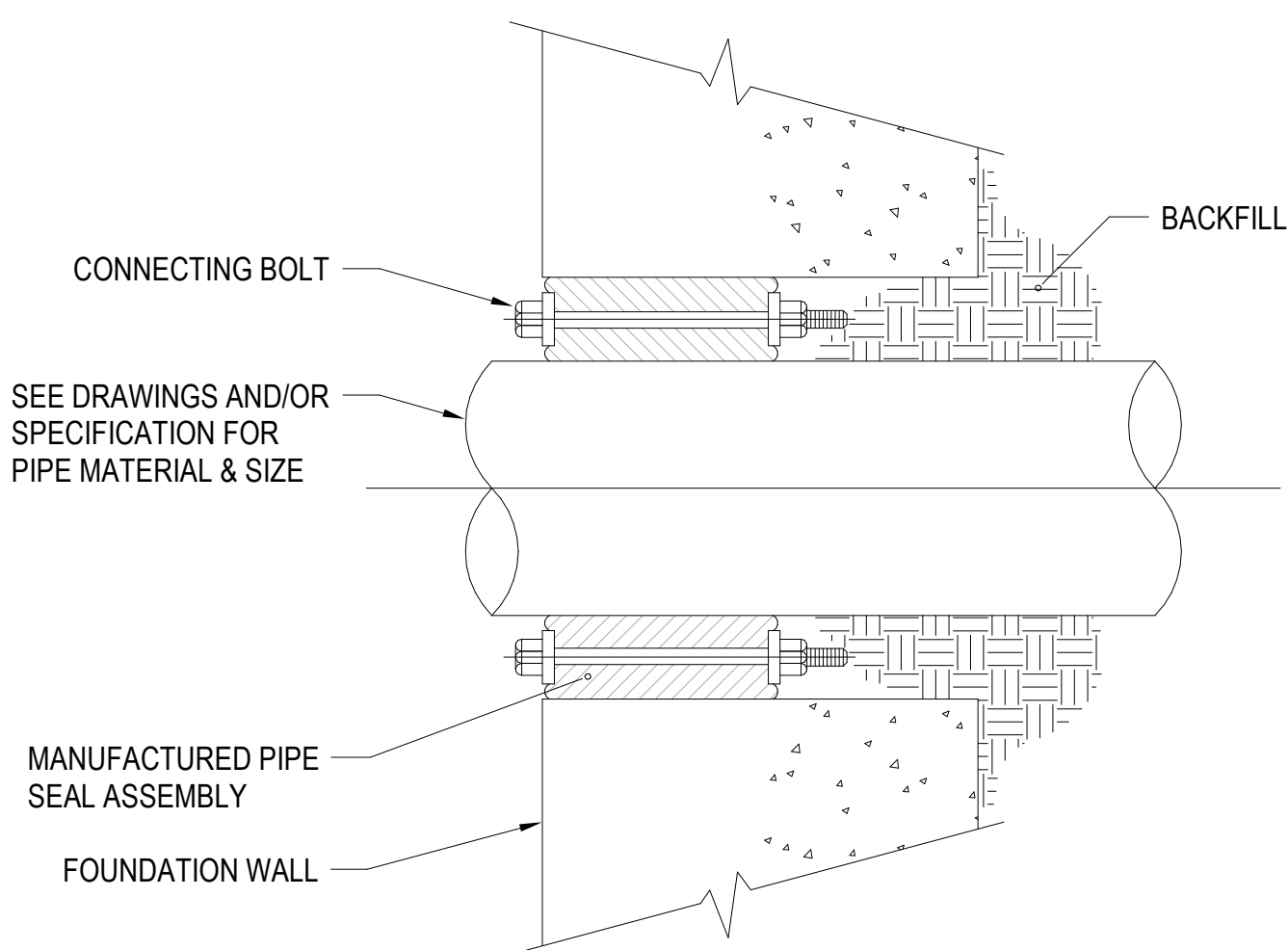
SIDE VIEW TRAPEZE HANGER FOR UP TO 1000 LB. UNIFORM LOAD

		MAXIMUM PIPE/TUBING SUPPORT SPACING							
NOM. SIZE	IN.	THRU 3/4	1	1 1/4	1 1/2	2	2 1/2	3	4
PIPE	FT.	7	7	7	9	10	11	12	14
TUBING	FT.	5 FT	6	7	8	8	9	10	12

NOTE: FOR TRAPEZE HANGER TAKE SPACING OF SMALLEST SIZE ON TRAPEZE.

1 PIPE HANGERS

NOT TO SCALE

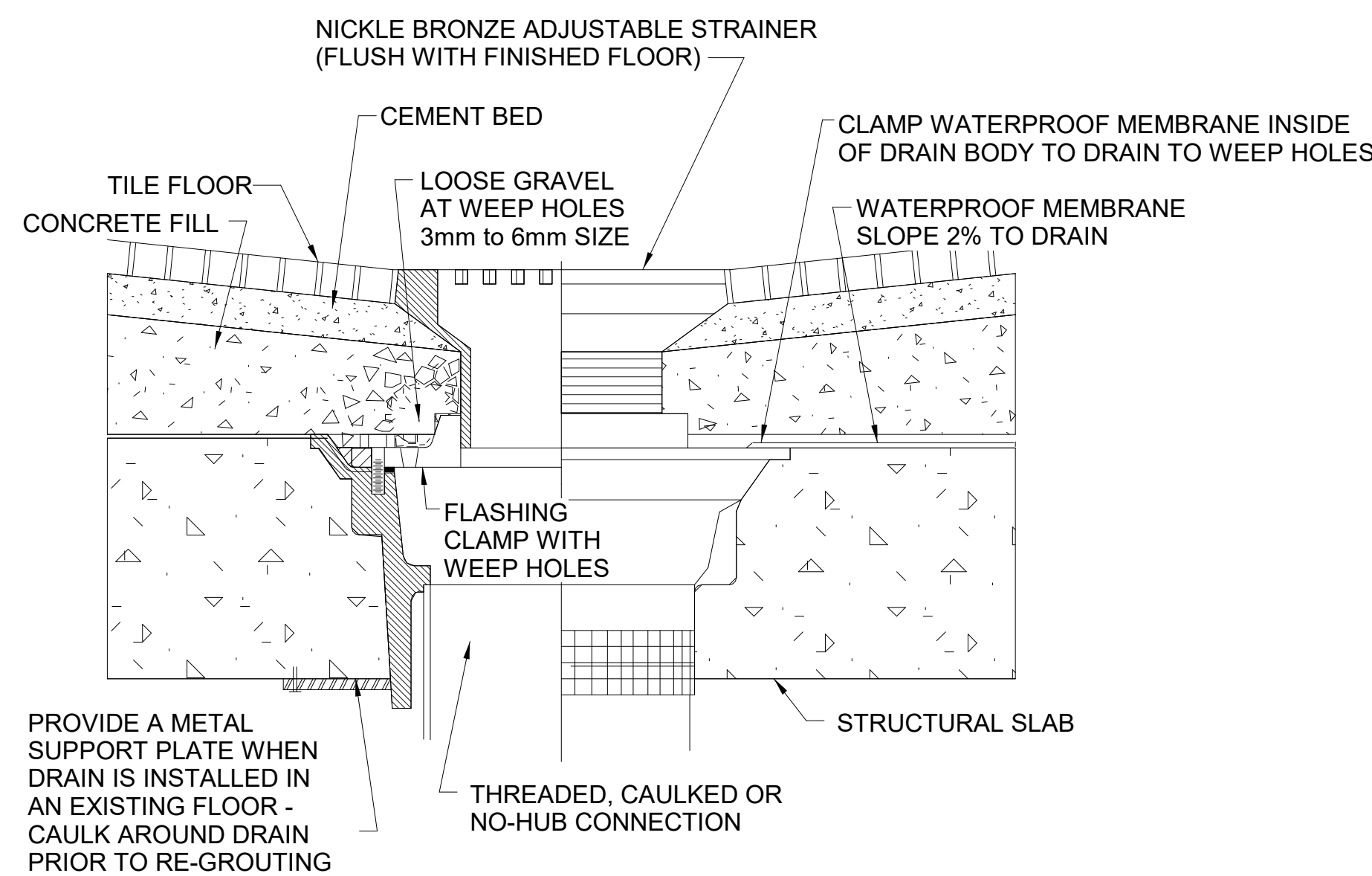


NOTES:

CONTRACTOR SHALL BE RESPONSIBLE FOR COORDINATION OF THEIR CORE LOCATIONS WITH OTHER TRADES AND ARCHITECT.

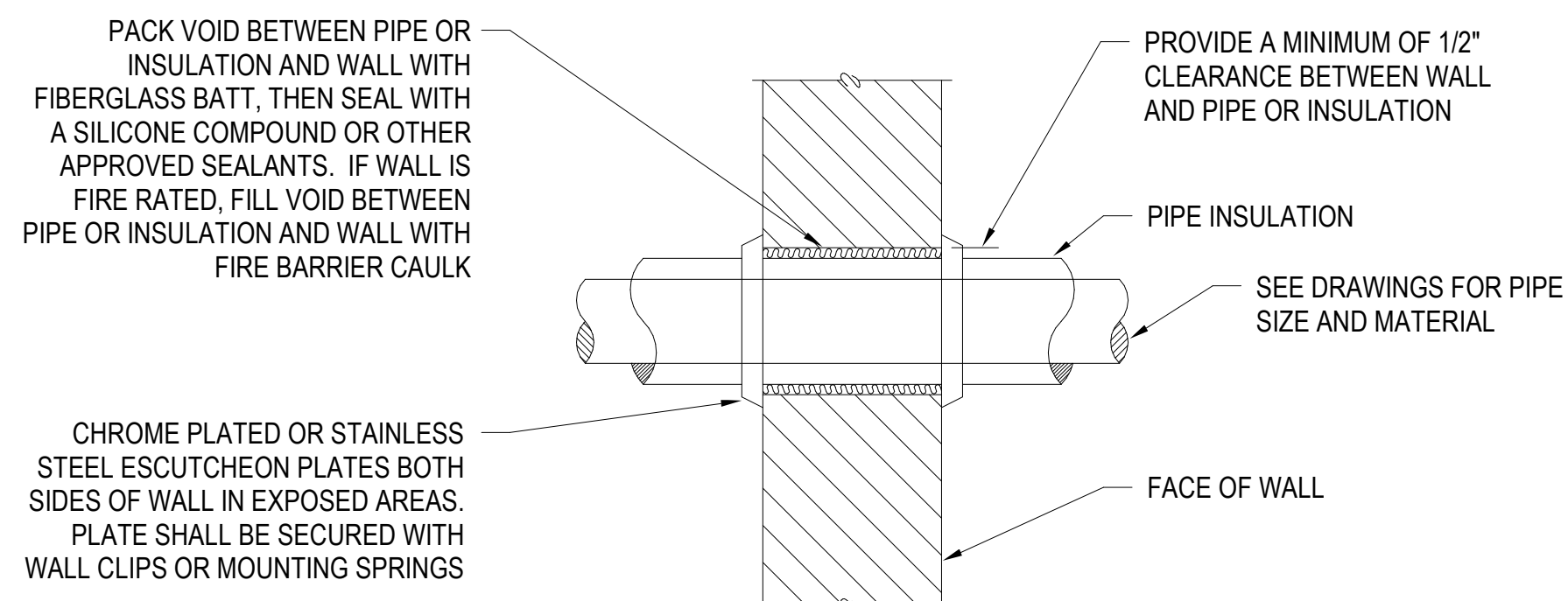
8 UNDERGROUND PIPING THROUGH FOUNDATION WALL

NOT TO SCALE



5 TYPE "C" FLOOR DRAIN DETAIL

NOT TO SCALE

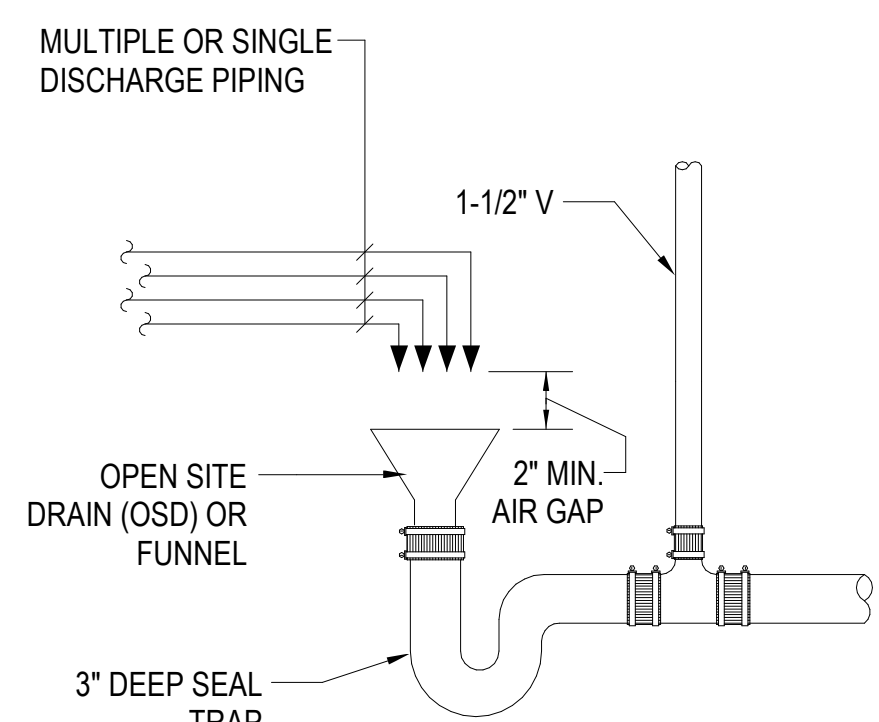


NOTES:

1. I.D. OF WALL OPENING TO BE A MIN. OF 1/2" LARGER THAN O.D. OF PIPE OR INSULATION PASSING THROUGH WALL.
2. CONTRACTOR SHALL BE RESPONSIBLE FOR THE COORDINATION OF THEIR WALL OPENINGS WITH OTHER TRADES AND/OR CONTRACTORS.
3. PIPE PENETRATIONS OF SMOKE OR FIRE WALLS SHALL BE IN COMPLIANCE WITH NFPA-90A.

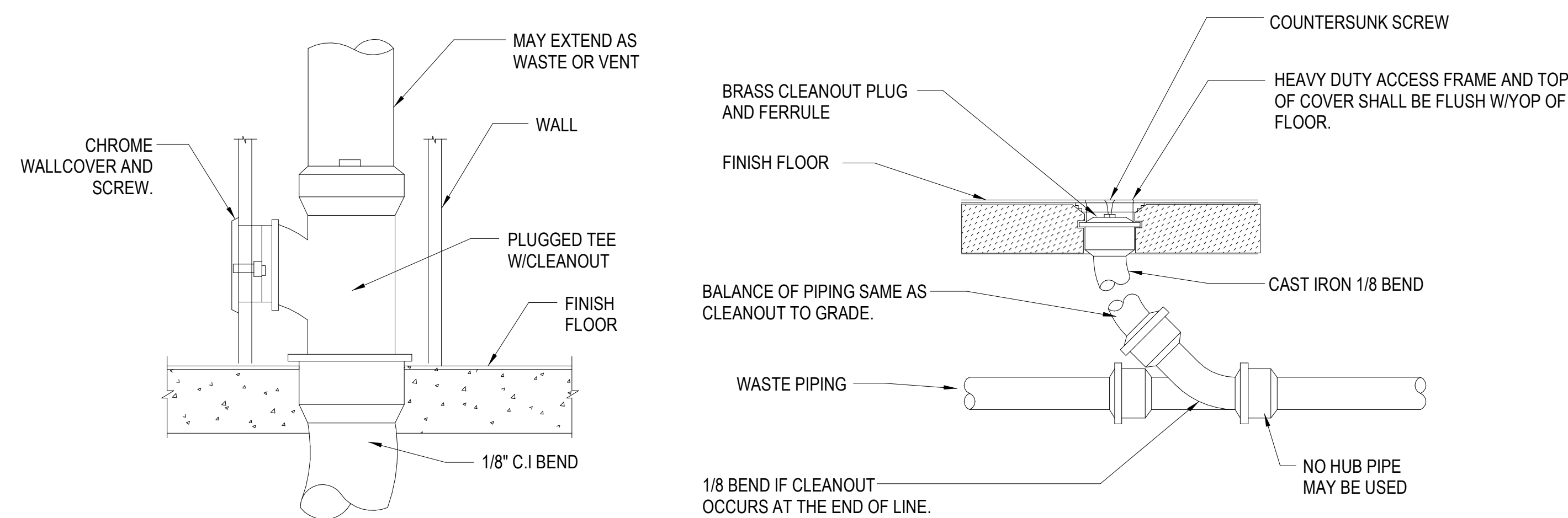
2 PIPE PENETRATION OF INTERIOR WALL DETAIL

NOT TO SCALE



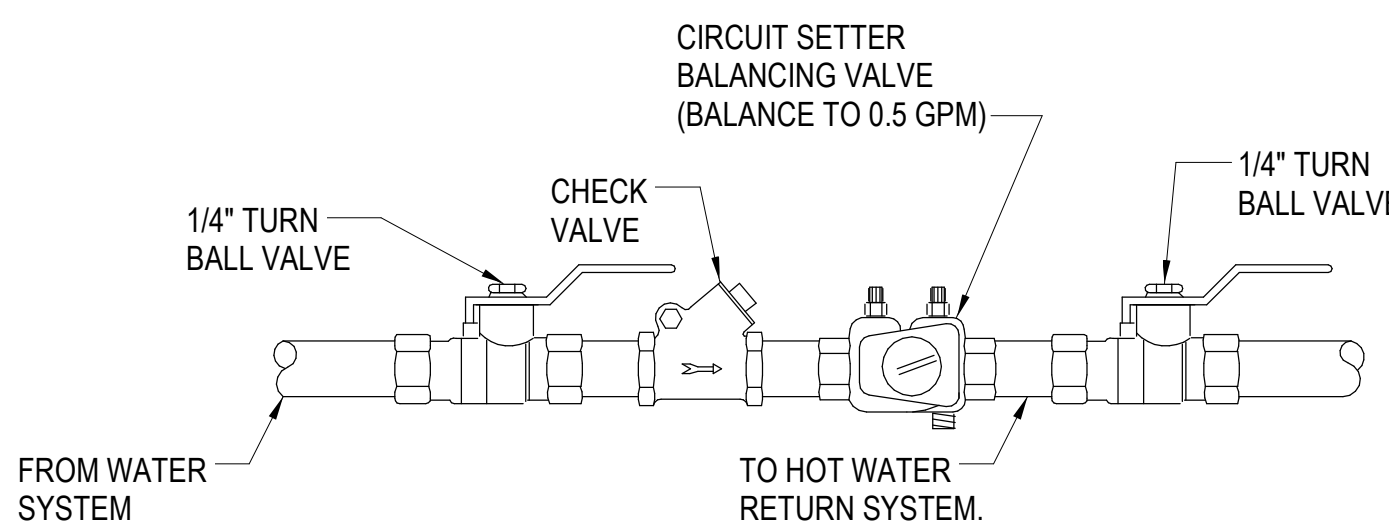
9 INDIRECT WASTE DETAIL

NOT TO SCALE



6 WALL/FLOOR CLEANOUTS

NOT TO SCALE



3 HOT WATER CIRCULATION (HWC) VALVE ASSEMBLY DETAIL

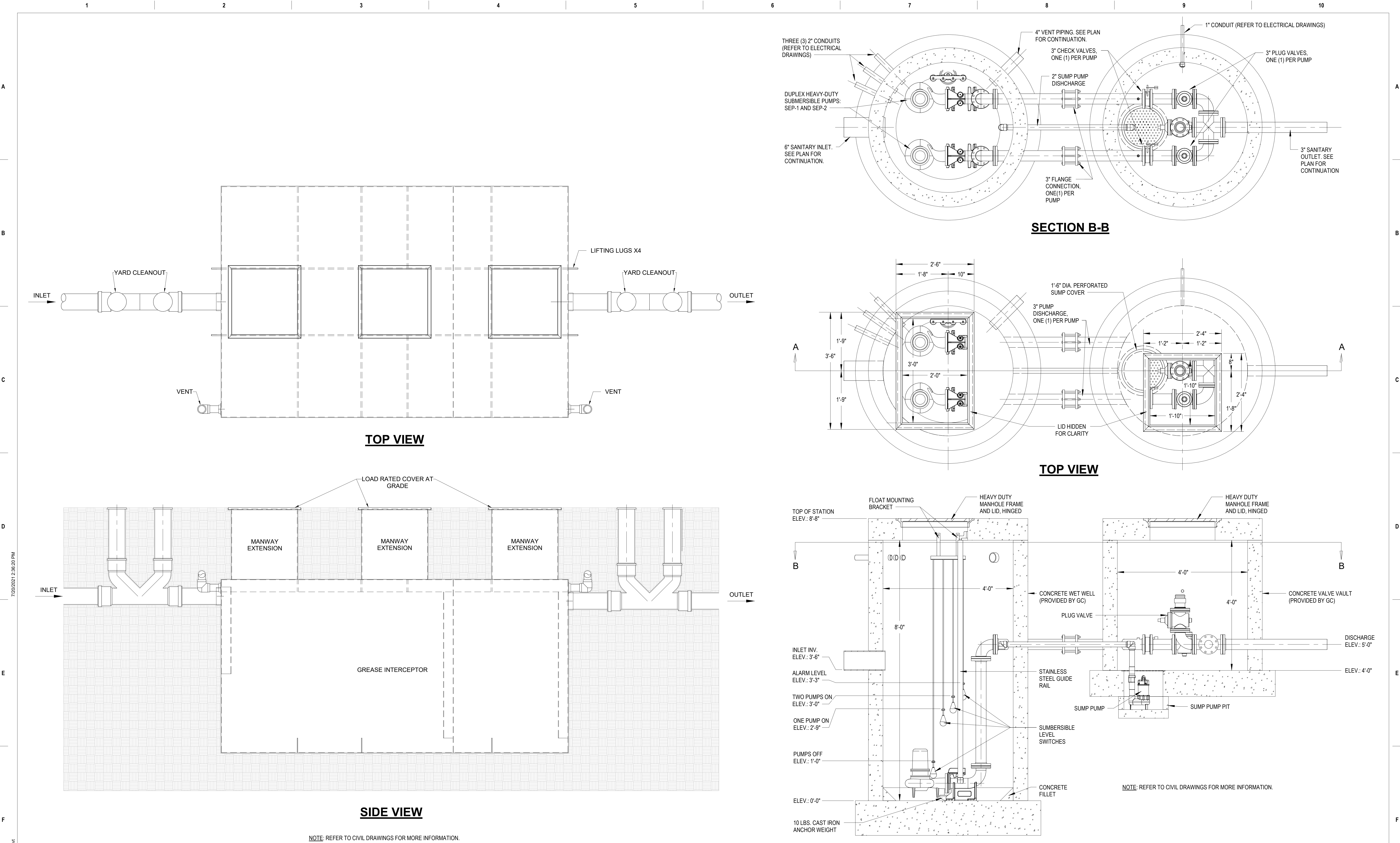
NOT TO SCALE

C:\Users\T\eaow\Documents\18-133_Pumbing_(Central)_T\eaow.nt 7/20/2021 2:38:17 PM

100% CONSTRUCTION DOCUMENTS SUBMISSION	07/23/2021
95% CONSTRUCTION DOCUMENTS SUBMISSION	02/12/2021
60% DESIGN DEVELOPMENT SUBMISSION	09/11/2020
30% SCHEMATIC DESIGN DEVELOPMENT	05/24/2020
Revisions:	Date:

CONSULTANT	ARCHITECT/ENGINEER OF RECORD	STAMP	Office of Construction and Facilities Management VA U.S. Department of Veterans Affairs	Drawing Title PLUMBING - DETAILS Approved: Project Director	Phase 100% CONSTRUCTION DOCUMENTS FULLY SPRINKLERED	Project Title RENOVATE /UPGRADE NUTRITION & FOOD SERVICE KITCHEN Location 510 BUTLER AVENUE, MARTINSBURG, WV 25405 Issue Date 07/23/21 Checked RAH Drawn TE	Project Number 613-19-103 Building Number 500 Drawing Number P501
------------	------------------------------	-------	--	---	---	--	--






2 GREASE INTERCEPTOR (GI-1) DETAIL

NOT TO SCALE

100% CONSTRUCTION DOCUMENTS SUBMISSION	07/23/2021
Revisions:	Date:

CONSULTANT

ARCHITECT/ENGINEER OF RECORD

700 Nicholas Blvd. Suite 300 Elk Grove Village, IL 60007 T: 847.952.9362 F: 847.952.9403 www.bancroft-ae.com

STAMP

1 DUPLEX SANITARY LIFT STATION

NOT TO SCALE

Office of Construction and Facilities Management
VA U.S. Department of Veterans Affairs

Drawing Title PLUMBING - DETAILS
Approved: Project Director

Phase 100% CONSTRUCTION DOCUMENTS
FULLY SPRINKLERED

VA CONTRACT NO: 36C24519C0171

Project Title RENOVATE /UPGRADE NUTRITION & FOOD SERVICE KITCHEN	Project Number 613-19-103
Location 510 BUTLER AVENUE, MARTINSBURG, WV 25405	Building Number 500
Issue Date 07/23/21	Checked RAH
Drawn TE	Drawing Number P503

7/20/2021 2:36:20 PM

C:\Users\Tasow\Documents\18-133_Pumbing_Central_Tasow.rvt

A

B

C

D

E

F

A

B

C

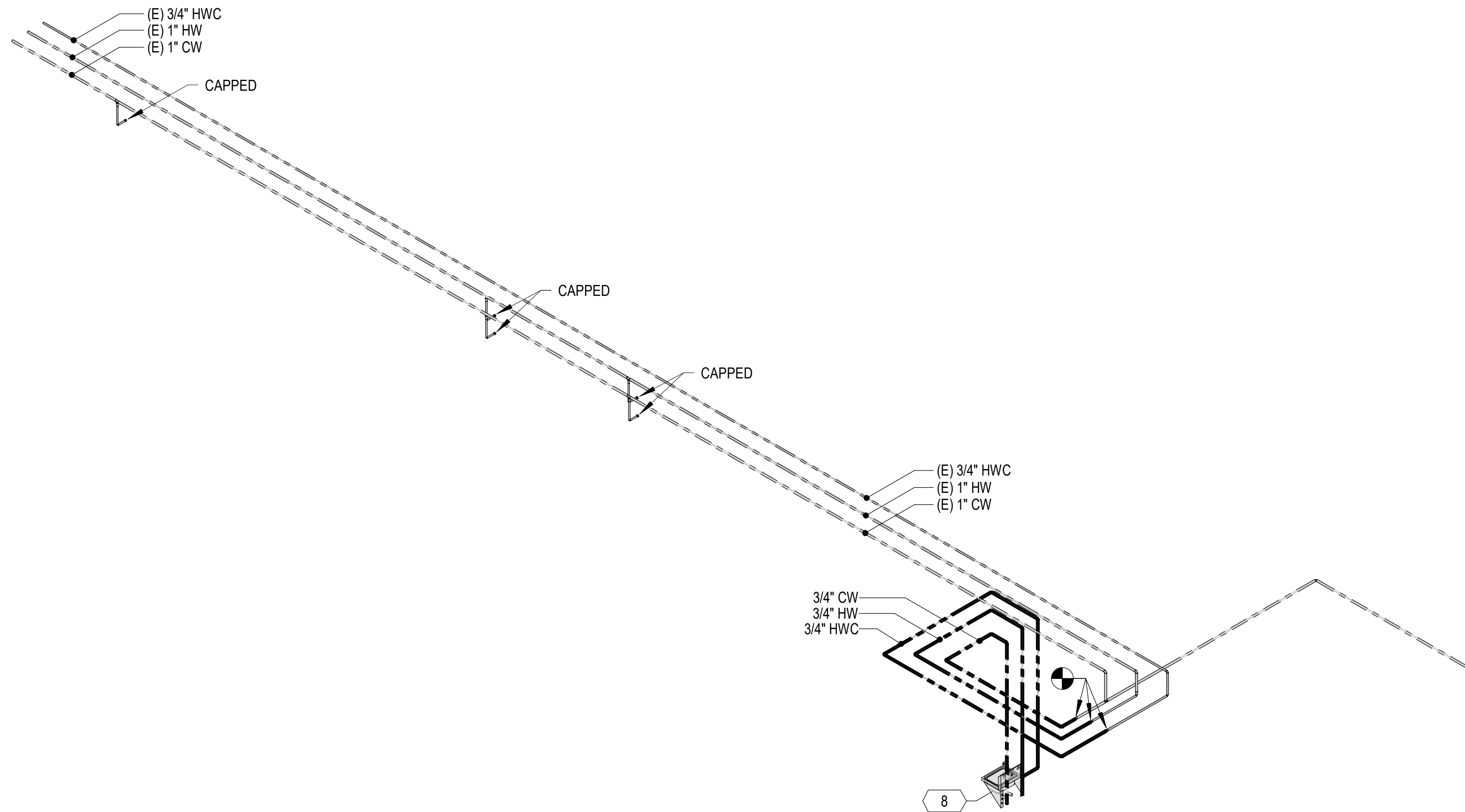
D

E

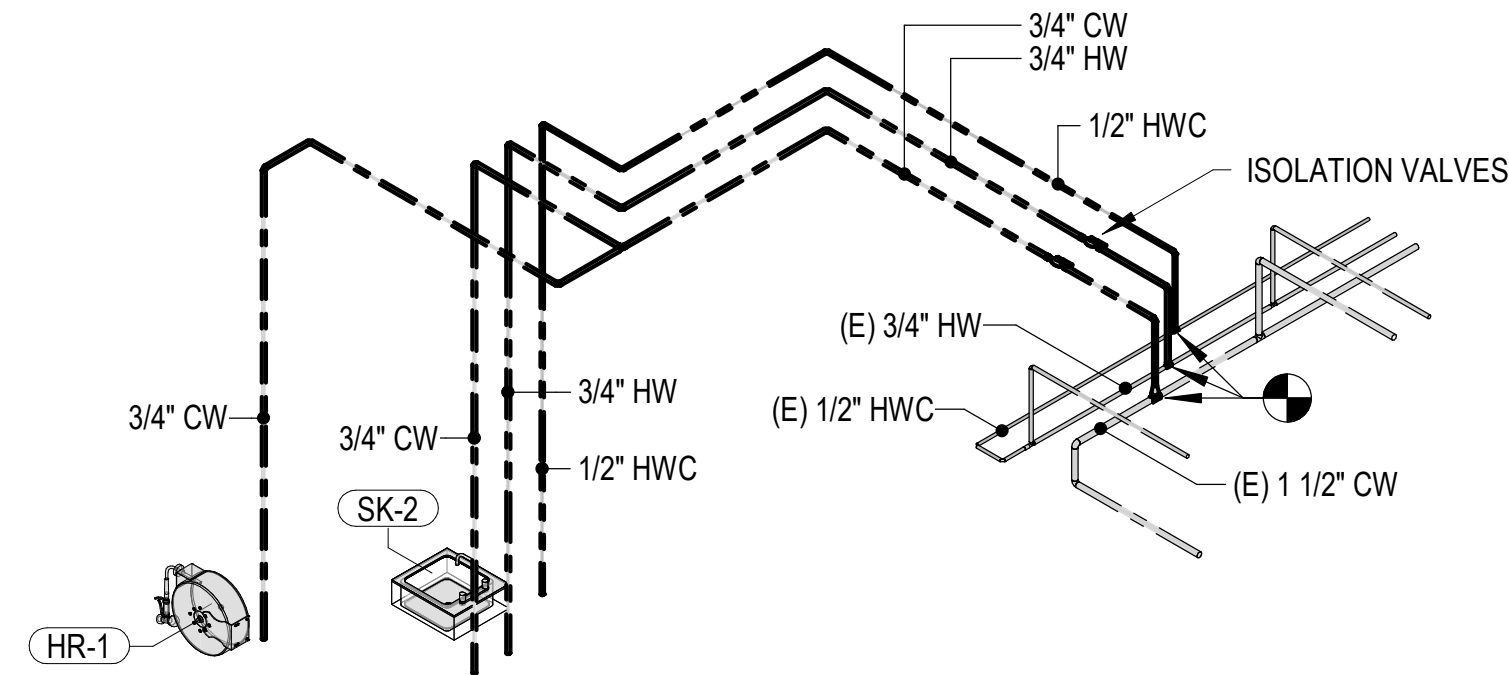
F

7/20/2021 2:39:45 PM

C:\Users\Tearon\Documents\15-135_Plumbing_Central_Tearon.rvt




1 PLUMBING - DOMESTIC WATER ISOMETRIC - AREA 3
NOT TO SCALE



2 PLUMBING - DOMESTIC WATER ISOMETRIC - AREA 4
NOT TO SCALE

100% CONSTRUCTION DOCUMENTS SUBMISSION	07/23/2021
95% CONSTRUCTION DOCUMENTS SUBMISSION	02/12/2021
Revisions:	Date:

CONSULTANT

ARCHITECT/ENGINEER OF RECORD
 BANCROFT ARCHITECTS + ENGINEERS 700 Nicholas Blvd, Suite 300 Elk Grove Village, IL 60007 T: 847.952.9362 F: 847.952.9403 www.bancroft-ae.com

STAMP

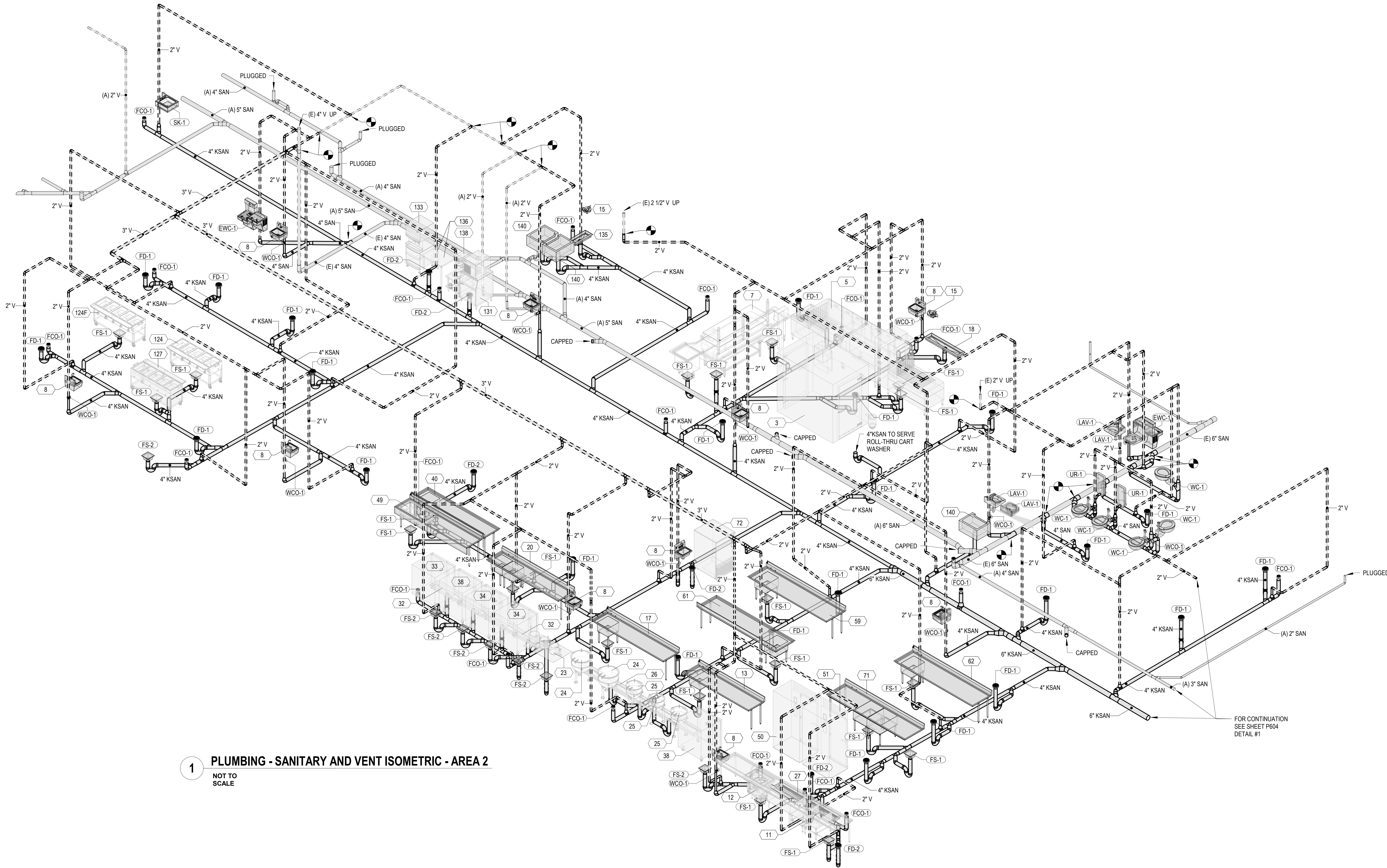
Office of Construction and Facilities Management
 U.S. Department of Veterans Affairs

Drawing Title PLUMBING - DOMESTIC WATER ISOMETRIC - AREA 3 AND 4
Approved: Project Director

Phase 100% CONSTRUCTION DOCUMENTS
FULLY SPRINKLERED

VA CONTRACT NO: 36C24519C0171

Project Title			Project Number
RENOVATE /UPGRADE NUTRITION & FOOD SERVICE KITCHEN			613-19-103
Location			Building Number
510 BUTLER AVENUE, MARTINSBURG, WV 25405			500
Issue Date	Checked	Drawn	P602
07/23/21	RAH	TE	



1 PLUMBING - SANITARY AND VENT ISOMETRIC - AREA 2
NOT TO SCALE

7/20/2021 2:45:42 PM
C:\Users\Tasow\Documents\18-133_Pumbing_Central_Tasow.rvt
VA FORM 08-6231

<div>100% CONSTRUCTION DOCUMENTS SUBMISSION 95% CONSTRUCTION DOCUMENTS SUBMISSION Revisions:</div> <div>07/23/2021 02/12/2021 Date:</div>		CONSULTANT	ARCHITECT/ENGINEER OF RECORD <div>Bancroft Architects + Engineers 700 Nicholas Blvd. Suite 300 Elk Grove Village, IL 60007 T: 847.952.9362 F: 847.952.9403 www.bancroft-ae.com</div>		STAMP <div>Office of Construction and Facilities Management VA U.S. Department of Veterans Affairs</div>	Drawing Title PLUMBING - SANITARY AND VENT ISOMETRIC - AREA 2 Approved: Project Director	Phase 100% CONSTRUCTION DOCUMENTS FULLY SPRINKLERED	VA CONTRACT NO: 36C24519C0171 Project Title RENOVATE /UPGRADE NUTRITION & FOOD SERVICE KITCHEN Location 510 BUTLER AVENUE, MARTINSBURG, WV 25405 Issue Date 07/23/21 Checked RAH Drawn TE		Project Number 613-19-103 Building Number 500 Drawing Number P603
---	--	------------	---	--	---	--	---	---	--	--

A

B

C

D

E

F

A

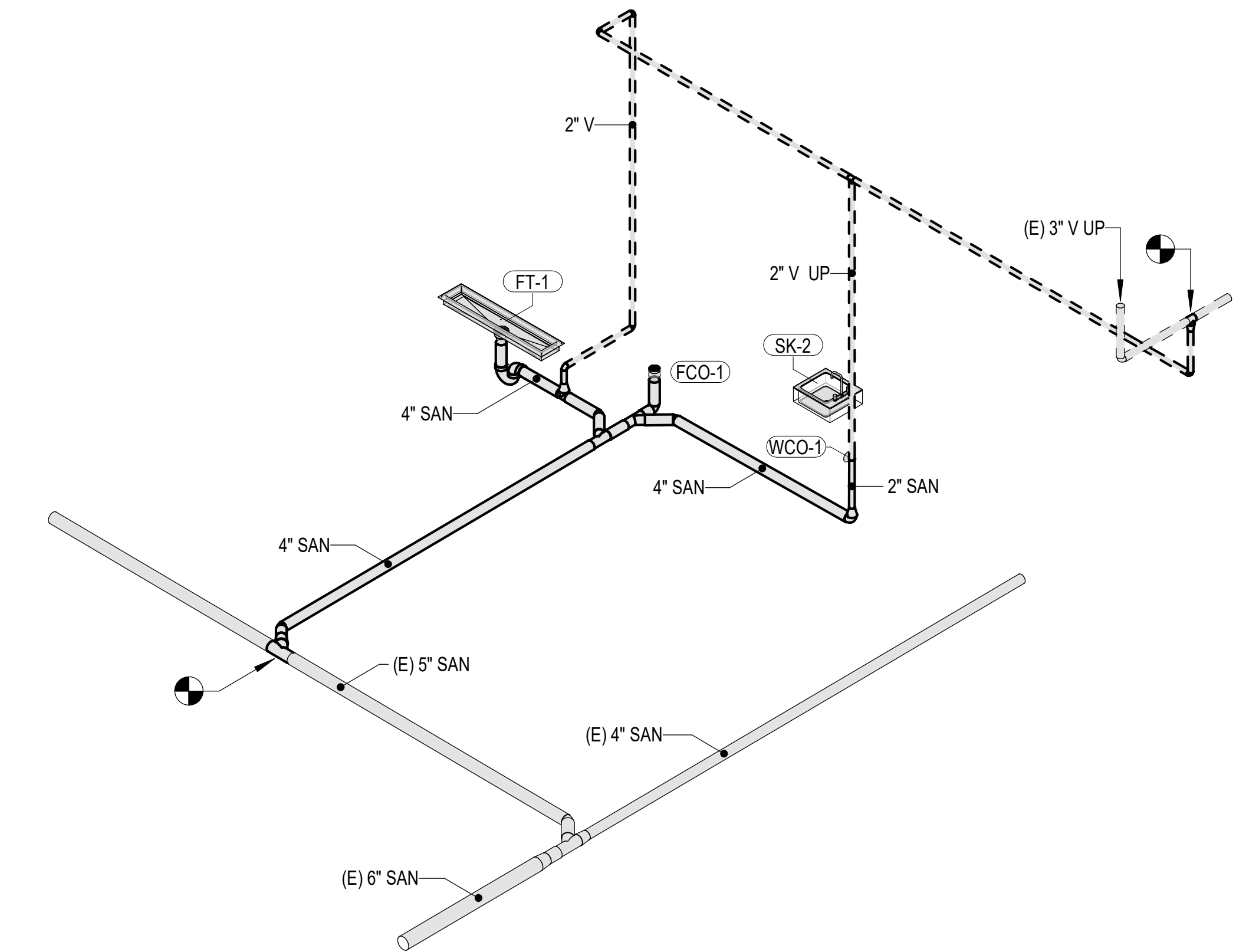
B

C

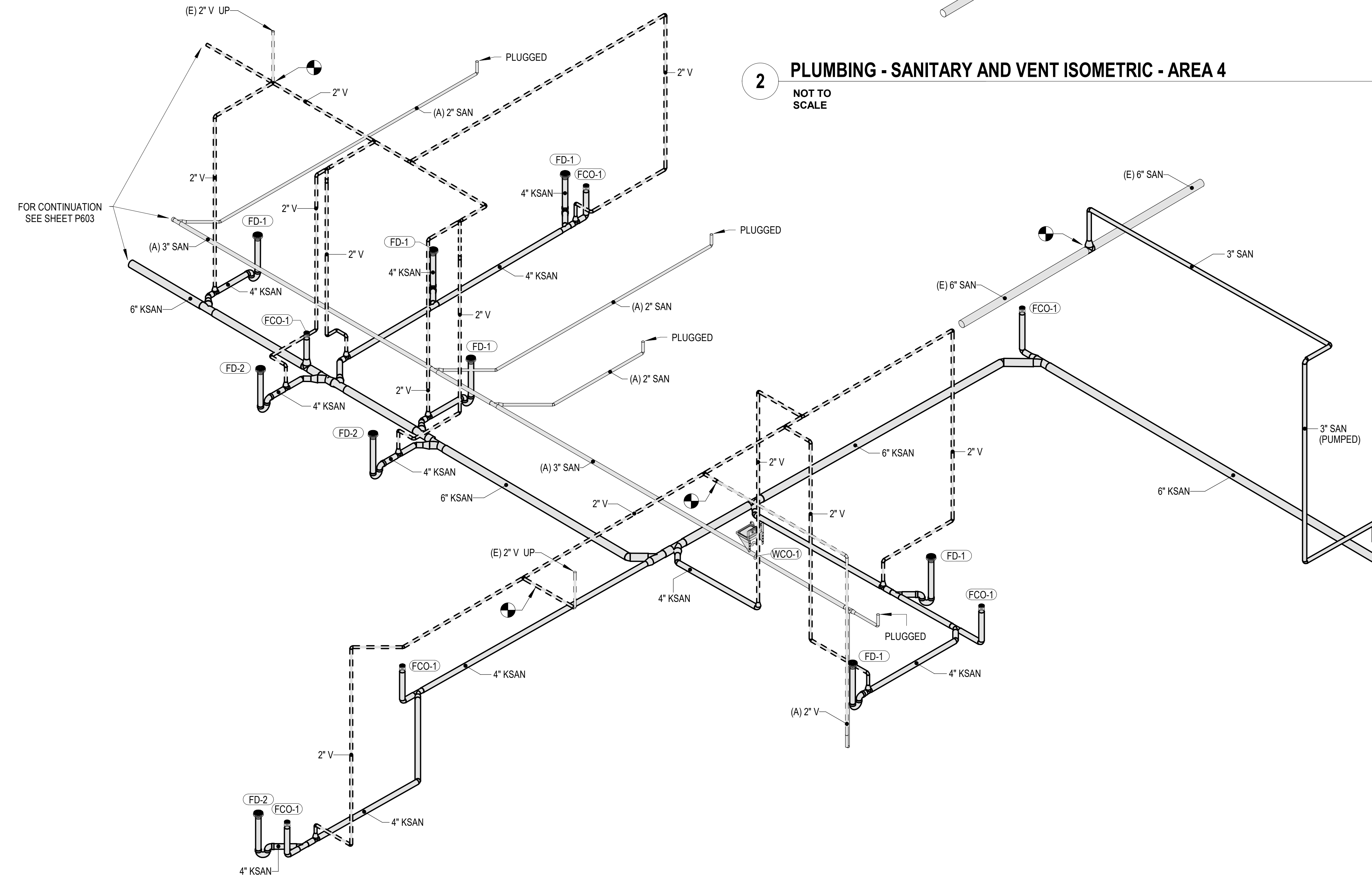
D

E

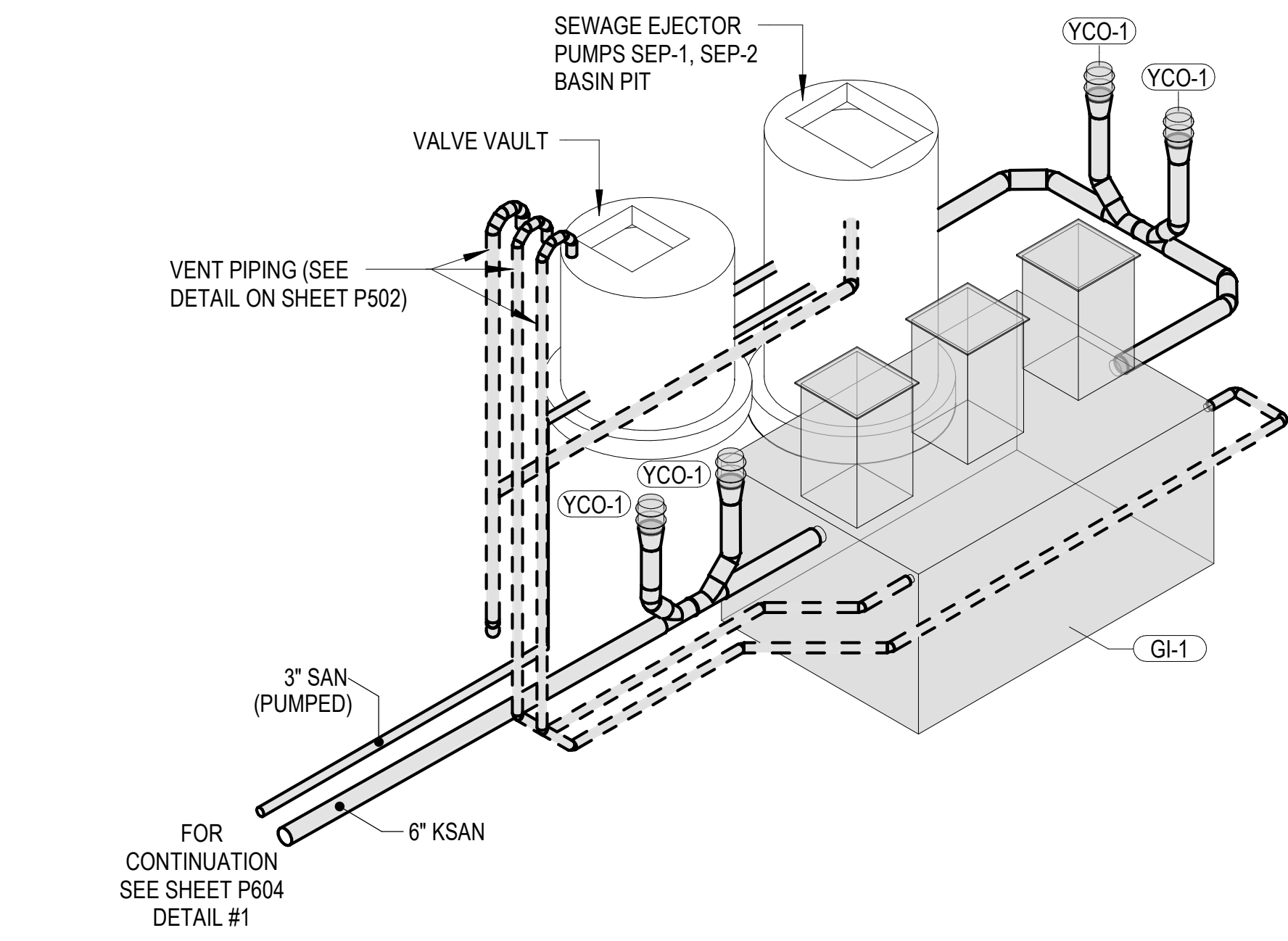
F



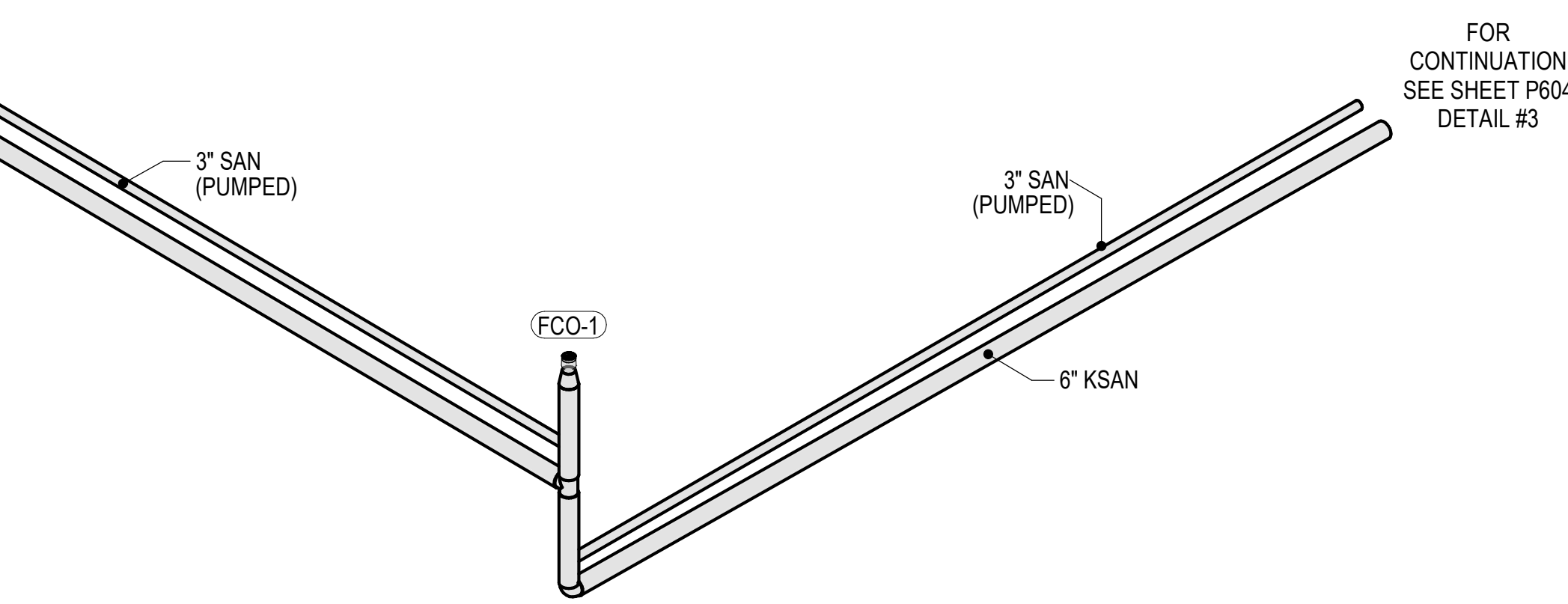
2 PLUMBING - SANITARY AND VENT ISOMETRIC - AREA 4
NOT TO SCALE




1 PLUMBING - SANITARY AND VENT ISOMETRIC - AREA 3
NOT TO SCALE



3 PLUMBING - SANITARY AND VENT ISOMETRIC - LOADING DOCK
NOT TO SCALE



C:\Users\Tessow\Documents\18-133_Plumbing_Central_Tessow.rvt
7/20/2021 2:46:20 PM
100% CONSTRUCTION DOCUMENTS SUBMISSION
95% CONSTRUCTION DOCUMENTS SUBMISSION
Revisions:
07/23/2021
02/12/2021
Date:

		CONSULTANT		ARCHITECT/ENGINEER OF RECORD		STAMP		Drawing Title PLUMBING - SANITARY AND VENT ISOMETRIC - AREA 3 AND 4		Phase 100% CONSTRUCTION DOCUMENTS		Project Title RENOVATE /UPGRADE NUTRITION & FOOD SERVICE KITCHEN		Project Number 613-19-103	
								Office of Construction and Facilities Management						Building Number 500	
								Approved: Project Director				Location 510 BUTLER AVENUE, MARTINSBURG, WV 25405		Drawing Number	
100% CONSTRUCTION DOCUMENTS SUBMISSION		07/23/2021								FULLY SPRINKLERED		Issue Date 07/23/21		Checked RAH	
95% CONSTRUCTION DOCUMENTS SUBMISSION		02/12/2021												Drawn TE	
Revisions:		Date:												P604	

B

C

F

Project Number 613-19-103
Building Number 500
Drawing Number P703