

| | | | | | | | |
|--|--|---|--|---|--|---|--|
| AMENDMENT OF SOLICITATION/MODIFICATION OF CONTRACT | | | | 1. CONTRACT ID CODE <div style="text-align: center;">J</div> | | PAGE OF PAGES <div style="text-align: center;">1 4</div> | |
| 2. AMENDMENT/MODIFICATION NO. <div style="text-align: center;">0001</div> | | 3. EFFECTIVE DATE <div style="text-align: center;">12-Dec-2022</div> | | 4. REQUISITION/PURCHASE REQ. NO. | | 5. PROJECT NO.(If applicable) | |
| 6. ISSUED BY <div style="text-align: center;">CODE</div> USACE, KANSAS CITY + FEDERAL BLDG, CT-C + 601 E 12TH ST RM 647 KANSAS CITY MO 64106-2896 | | W912DQ | | 7. ADMINISTERED BY (If other than item 6) <div style="text-align: center;">CODE</div> <div style="text-align: center; font-size: 1.2em;">See Item 6</div> | | | |
| 8. NAME AND ADDRESS OF CONTRACTOR (No., Street, County, State and Zip Code) | | | | X | | 9A. AMENDMENT OF SOLICITATION NO. W912DQ23B1002 | |
| | | | | X | | 9B. DATED (SEE ITEM 11) 22-Nov-2022 | |
| | | | | | | 10A. MOD. OF CONTRACT/ORDER NO. | |
| | | | | | | 10B. DATED (SEE ITEM 13) | |
| CODE | | FACILITY CODE | | | | | |
| 11. THIS ITEM ONLY APPLIES TO AMENDMENTS OF SOLICITATIONS | | | | | | | |
| <input checked="" type="checkbox"/> The above numbered solicitation is amended as set forth in Item 14. The hour and date specified for receipt of Offer <input type="checkbox"/> is extended, <input checked="" type="checkbox"/> is not extended. Offer must acknowledge receipt of this amendment prior to the hour and date specified in the solicitation or as amended by one of the following methods: (a) By completing Items 8 and 15, and returning <u>1</u> copies of the amendment; (b) By acknowledging receipt of this amendment on each copy of the offer submitted; or (c) By separate letter or telegram which includes a reference to the solicitation and amendment numbers. FAILURE OF YOUR ACKNOWLEDGMENT TO BE RECEIVED AT THE PLACE DESIGNATED FOR THE RECEIPT OF OFFERS PRIOR TO THE HOUR AND DATE SPECIFIED MAY RESULT IN REJECTION OF YOUR OFFER. If by virtue of this amendment you desire to change an offer already submitted, such change may be made by telegram or letter, provided each telegram or letter makes reference to the solicitation and this amendment, and is received prior to the opening hour and date specified. | | | | | | | |
| 12. ACCOUNTING AND APPROPRIATION DATA (If required) | | | | | | | |
| 13. THIS ITEM APPLIES ONLY TO MODIFICATIONS OF CONTRACTS/ORDERS. IT MODIFIES THE CONTRACT/ORDER NO. AS DESCRIBED IN ITEM 14. | | | | | | | |
| A. THIS CHANGE ORDER IS ISSUED PURSUANT TO: (Specify authority) THE CHANGES SET FORTH IN ITEM 14 ARE MADE IN THE CONTRACT ORDER NO. IN ITEM 10A. | | | | | | | |
| B. THE ABOVE NUMBERED CONTRACT/ORDER IS MODIFIED TO REFLECT THE ADMINISTRATIVE CHANGES (such as changes in paying office, appropriation date, etc.) SET FORTH IN ITEM 14, PURSUANT TO THE AUTHORITY OF FAR 43.103(B). | | | | | | | |
| C. THIS SUPPLEMENTAL AGREEMENT IS ENTERED INTO PURSUANT TO AUTHORITY OF: | | | | | | | |
| D. OTHER (Specify type of modification and authority) | | | | | | | |
| E. IMPORTANT: Contractor <input type="checkbox"/> is not, <input type="checkbox"/> is required to sign this document and return _____ copies to the issuing office. | | | | | | | |
| 14. DESCRIPTION OF AMENDMENT/MODIFICATION (Organized by UCF section headings, including solicitation/contract subject matter where feasible.) Update to solicitation documents. | | | | | | | |
| Except as provided herein, all terms and conditions of the document referenced in Item 9A or 10A, as heretofore changed, remains unchanged and in full force and effect. | | | | | | | |
| 15A. NAME AND TITLE OF SIGNER (Type or print) | | | | 16A. NAME AND TITLE OF CONTRACTING OFFICER (Type or print) | | | |
| | | | | TEL: _____ EMAIL: _____ | | | |
| 15B. CONTRACTOR/OFFEROR | | 15C. DATE SIGNED | | 16B. UNITED STATES OF AMERICA | | 16C. DATE SIGNED | |
| _____ (Signature of person authorized to sign) | | | | BY _____ (Signature of Contracting Officer) | | 12-Dec-2022 | |

SECTION SF 30 BLOCK 14 CONTINUATION PAGE

SUMMARY OF CHANGES

SECTION SF 30 - BLOCK 14 CONTINUATION PAGE (SF 30)

The following have been added by full text:

AMENDMENT DETAILS

The SOLICITATION is amended as follows:

NOTE: Deleted text is shown in ~~RED~~ with strikethrough. Added text is shown in GREEN with underline.

1. SPECIFICATIONS

Section 01 50 00 – Temporary Construction Facilities and Controls

Add the following two (2) documents as attachments to the end Section 01 50 00.

- Bipartisan Infrastructure Law Project
- Safety Performance Sign

2. Definitive Responsibility Criteria (DRC) have been added. See below for details and updated instructions to bidders.

SECTION 00 21 13 - INSTRUCTIONS TO BIDDERS

The following have been modified:

SUBMISSION REQUIREMENTS

Email bid packages by the due date and time specified in BLOCK 13 to the following email addresses:

Erynn.N.Wright@usace.army.mil

David.M.Best@usace.army.mil

This IFB will result in one Firm-Fixed-Price contract.

Submit one (1) copy of the following in your bid package:

Bid schedule - complete with your bid amount

Ensure all Amendments are acknowledged

Bid Bonds - required with your submission

Provisions/clauses are filled out that have not been acknowledged in SAM registration

Field Office information filled out- see Section 01 30 00

Ensure Bid is reviewed and signed by a Principal of your company with authority to do so

DEFINITIVE RESPONSIBILITY CRITERIA

In addition to examining the criteria in FAR 9.104-1, the Contracting Officer will also examine whether the low bidder can meet the one (1) definitive responsibility criteria, in accordance with FAR 9.104-2. The apparent low bidder will be required to meet the following experience requirements:

Within the past ten years, have experience in painting steel structures, using the specified USACE 3-A-Z vinyl paint system (09 97 02, Sect. 3.6). Such experience must be demonstrated through at least one (1), but not more than three (3), construction contracts.

If a Bidder wishes to receive credit for the experience of a subcontractor, the Bidder must submit a letter of commitment to use the proposed subcontractor on the project, signed both by the subcontractor and the Bidder. The subcontractor must be projected to play a substantial role in contract performance and this role shall be indicated in the parties' letter referenced above.

The Contracting Officer will verify the submitted projects meet the definitive responsibility criteria as part of the responsibility determination. Bidders are not required to submit additional documentation related to these criteria at the time of bid but may elect to submit the necessary information with their bid package and are encouraged to do so in the interest of time and efficiency.

Bidders are not penalized for not doing so, nor rated on any information provided. If responsibility information is provided with the bid package, it should be in a separate email attachment marked "Responsibility Information", and it will not be opened or reviewed prior to establishment of the apparent low bidder. If not included in the bid package, the required information must be provided to the Contracting Officer within two business days after bid opening.

INQUIRIES/QUESTIONS/PLAN ROOM FOR DRAWINGS

Prospective Bidders shall submit contracting and technical inquiries and questions concerning this solicitation document via Bidder Inquiry in ProjNet at www.projnet.org/projnet.

To submit and review offer inquiry items, Offerors will need to be a current registered user or self-register into the system. To self-register, go to the aforementioned web page and click on Register. Select Agency: USACE, then select Site: Contractor. Complete the required fields and then click the Register button.

If you are registered, enter the Managing Agency: USACE, your email address, and the Bidder Inquiry Key for this solicitation listed below, check the security box, and then click Sign in.

From this page, you may view all bidder inquiries or add a new inquiry.

Bidders will receive an acknowledgement of their questions via email, followed by an answer to their questions after it has been processed by our technical team. ***Please Note: Bidders shall only submit one (1) question per inquiry. All inquiries containing multiple questions shall be rejected***

The Solicitation Number is: W912DQ23B1002
The Bidder Inquiry Key is: PUDQW7-WXIAUW
The Plan Room Key is : I4C4VD-5H77U9

The Bidder Inquiry System will be unavailable for new inquiries after **29 December 2022, at 3 PM** local Kansas City time in order to ensure adequate time is allotted to form an appropriate response to inquiries and amend the solicitation, if necessary.

Bidders are requested to review the specification in its entirety, and review the Bidder Inquiry System for answers to questions prior to submission of a new inquiry.

The telephone number for the Call Center is (833) 389-1097 or (217) 367-3273. Email to: staff@projnet.info.

Offerors are requested to review the specification in its entirety and review all amendments for answers to questions prior to submission of a new inquiry.

(End of Summary of Changes)

SAFETY PERFORMANCE SIGN

Each contractor's safety record is to be posted on Corps managed or supervised construction projects and mounted with the construction project identification sign.

The graphic format, color, size and typefaces used on the sign are to be reproduced exactly as specified below. The title with First Aid logo in the top section of the sign and the performance record captions are standard for all signs of the type. Legend Groups 2 and 3 below identify the project and the contractor and are to be placed on the sign as shown.

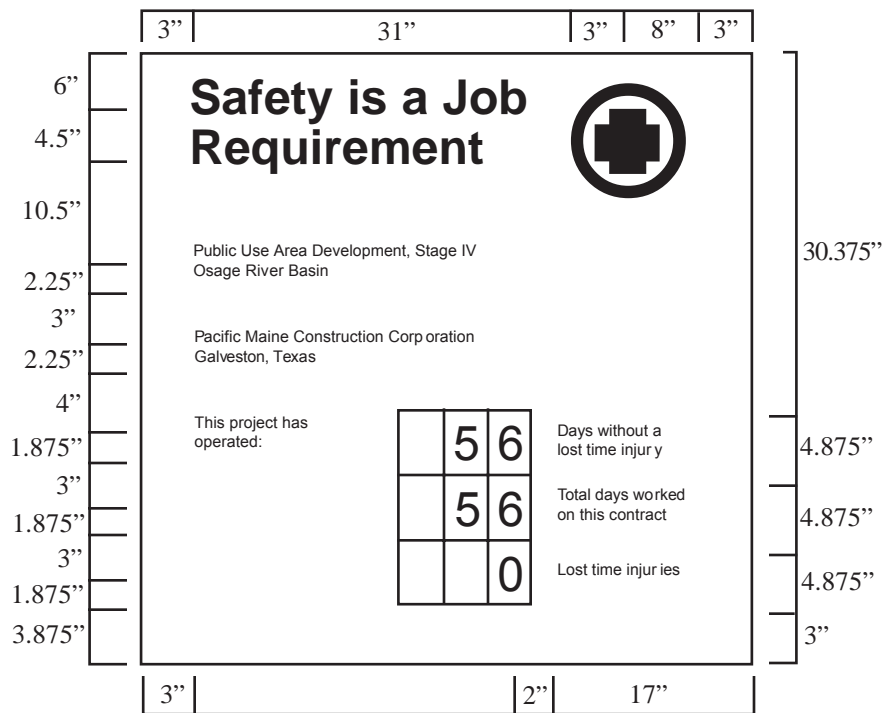
Safety record numbers are mounted on individual metal plates and are screw mounted to the background to allow for daily revisions to posted safety performance record.

Legend Group 1: Standard two-line title
 "Safety is a Job requirement" with (8 od.)
 Safety Green First Aid logo.
 Color: to match PMS 347
 Typeface: 3" Helvetica Bold
 Color: Black

Legend Group 2: One to two-line project
 title legend describes the work being done
 under this contract and name of host
 project.
 Color: Black
 Typeface: 1.5" Helvetica Regular
 Maximum line length: 42"

Legend Group 3: One to two-line iden-
 tification; name of prime contractor and
 city, state address.
 Color: Black
 Typeface: 1.5" Helvetica Regular
 Maximum line length: 42"

Legend Group 4: Standard safety record
 captions as shown.
 Color: Black
 Typeface: 12.5" Helvetica Regular



| Sign Type | Legend Size | Panel Size | Post Size | Specification Code | Mounting Height | Color Bkg/Lgd |
|-----------|-------------|------------|-----------|--------------------|-----------------|---------------|
| CID-02 | Various | 4' X 4' | 4" X 4" | HDO-3 | 48" | WH/BK - GR |

Replaceable numbers are to be mounted on white .060 aluminum plates and screw-mounted to background.
 Color: Black
 Typeface: 3" Helvetica Regular
 Plate size: 2.5" X 5"

All typography is flush left and rag right. Upper and lower case with initial capitals only as shown. Letter - and word - spacing to follow Corps standards.

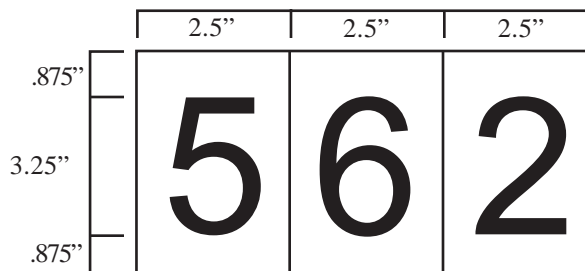




Fig. 2

| | | | | | |
|-------|--|-------|--|--|--------------|
| 3" | 21" | 3" | 42" | 3" | 3" |
| 3" | | | | | |
| 9" | <p>Design and Construction Supervised by:</p> <p><small>*Describe the Corps role with relationship to the project</small></p>  <p>US Army Corps of Engineers</p> <p>Division/District</p>  <p><small>7.875"</small></p> | | <h1>Name of Bipartisan Infrastructure Law Project</h1> <p><small>x</small></p> | <p><small>*Vertically center the featured logo, depending on the number of text lines in the above project title.</small></p> | 3" |
| 10.5" | | | | <p><small>For example, if project title is one line, space above and below (x) the logo group is 9.75". For two lines, 7.5". For three lines, 5.25".</small></p> | 12" (varies) |
| 2.5" | | 1.5" | <p>Sponsored by:</p> <p>PRESIDENT JOE BIDEN</p> <p>BUILDING A BETTER AMERICA</p> <p>BUILD.GOV</p> | <p><small>*Use areas below to identify major contractual service providers</small></p> | 24" (varies) |
| 6" | | 10.5" | <p><small>x</small></p> | <p>Contractor:</p> <p>Consulting Engineer:</p> | 1.25" (etc.) |
| 10.5" | | | | | 9" |
| 6.5" | | | | | 2.25" |
| | | 21" | 1" | 21" | 2" |