

**NAVFAC
SPECIFICATION**

**7253050 INSTALL PDS
CONDUIT AND LOCK,
ROOM 231, B200**

**MCAS Cherry Point, NC
AMENDMENT #0004
BEST & FINAL**

IMPORTANT

This amendment should be acknowledged when your proposal is submitted. Failure to acknowledge the amendment may constitute grounds for rejection of the proposal.

If your proposal has been submitted prior to the receipt of this amendment, acknowledgement should be made by telegram, which should state whether the price contained in your proposal is to remain unchanged, is to be decreased by an amount, or is to be increased by an amount. The acknowledgement must be received prior to proposal opening time.

AMENDMENT OF SOLICITATION/MODIFICATION OF CONTRACT				1. CONTRACT ID CODE	PAGE 1	OF PAGES 2
2. AMENDMENT/MODIFICATION NO. 0004	3. EFFECTIVE DATE 05/19/2023	4. REQUISITION/PURCHASE REQ. NO. 7253050	5. PROJECT NO. (If applicable)			
6. ISSUED BY CG MCAS Cherry Point FACILITIES, ROICC B-87, 748 Roosevelt Blvd. PSC BOX 8006 CHERRY POINT, NC 28533		7. ADMINISTERED BY (If other than item 6.)		Code		
8. NAME AND ADDRESS OF CONTRACTOR (No., street, county, State and ZIP Code) AMENDMENT MUST BE ACKNOWLEDGED WITH YOUR PROPOSAL				<input checked="" type="checkbox"/>	9A. AMENDMENT OF SOLICITATION INSTALL PDS CONDUIT AND LOCK, ROOM 231, B200	
					9B. DATED (SEE ITEM 11)	
				<input type="checkbox"/>	10A. MODIFICATION OF CONTRACT/ORDER NO.	
					10B. DATED (SEE ITEM 13)	
CODE		FACILITY CODE				

11. THIS ITEM ONLY APPLIES TO AMENDMENTS OF SOLICITATIONS

☒ The above numbered solicitation is amended as set forth in item 14. The hour and date specified for receipt of Offers ☒ **is extended** ☐ **is not extended**. Offers must acknowledge receipt of this amendment prior to the hour and date specified in the solicitation or as amended, by one of the following methods: (a) By completing items 8 and 15, and returning 1 copy of the amendment; (b) By acknowledging receipt of this amendment on each copy of the offer submitted; or (c) By separate letter or telegram which includes a reference to the solicitation and amendment numbers. FAILURE OF YOUR ACKNOWLEDGMENT TO BE RECEIVED AT THE PLACE DESIGNATED FOR THE RECEIPT OF OFFERS PRIOR TO THE HOUR AND DATE SPECIFIED MAY RESULT IN REJECTION OF YOUR OFFER. If by virtue of this amendment you desire to change an offer already submitted, such change may be made by telegram or letter, provided each telegram or letter makes reference to the solicitation and this amendment, and is received prior to the opening hour and date specified.

12. ACCOUNTING AND APPROPRIATION DATA (if required)

**13. THIS ITEM APPLIES ONLY TO MODIFICATIONS OF CONTRACTS/ORDERS,
IT MODIFIES THE CONTRACT/ORDER NO. AS DESCRIBED IN ITEM 14.**

<input type="checkbox"/>	A. THIS CHANGE ORDER IS ISSUED PURSUANT TO: (Specify authority) THE CHANGES SET FORTH IN ITEM 14. ARE MADE IN THE CONTRACT ORDER NO. IN ITEM 10A.
<input type="checkbox"/>	B. THE ABOVE NUMBERED CONTRACT/ORDER IS MODIFIED TO REFLECT THE ADMINISTRATION CHANGES (such as changes in paying office, appropriation date, etc.) SET FORTH IN ITEM 14, PURSUANT TO THE AUTHORITY OF FAR 43.103 (b).
<input type="checkbox"/>	C. THIS SUPPLEMENTAL AGREEMENT IS ENTERED INTO PURSUANT TO AUTHORITY OF:
<input type="checkbox"/>	D. OTHER: (specify type of modification and authority)

E. IMPORTANT: Contractor ☒ is not ☐ is required to sign this document and return **original** to the issuing office.

14. DESCRIPTION OF AMENDMENT/MODIFICATION (Organized by UCF section headings, including solicitation/contract subject matter where feasible.)

7253050 Install PDS Conduit and Lock, Room 231, B200, Marine Corps Air Station Cherry Point, NC

Amendment 0004 is for best and final proposals.

The proposal due date will be 25 May 2023 at 1200 PM.

See Attached.

15A. NAME AND TITLE OF SIGNER (Type or print)		16A. NAME AND TITLE OF CONTRACTING OFFICER (Type or print)	
15B. CONTRACTOR/OFFEROR (Same as Item 8)	15C. DATE SIGNED	16B. UNITED STATES OF AMERICA BY	16C. DATE SIGNED
(Signature of person authorized to sign)		(Signature of Contracting Officer)	

CONTINUATION SHEET

DOCUMENT 00 01 15 - LIST OF DRAWINGS

1.2 CONTRACT DRAWINGS

The following drawings are revised as of:

NAVFAC DWG NO.	TITLE
12866829	TELECOMMUNICATIONS-GENERAL NOTES, LEGEND, AND ABBREVIATIONS
12866830	TELECOMMUNICATIONS SECOND FLOOR CONSTRUCTION PLAN

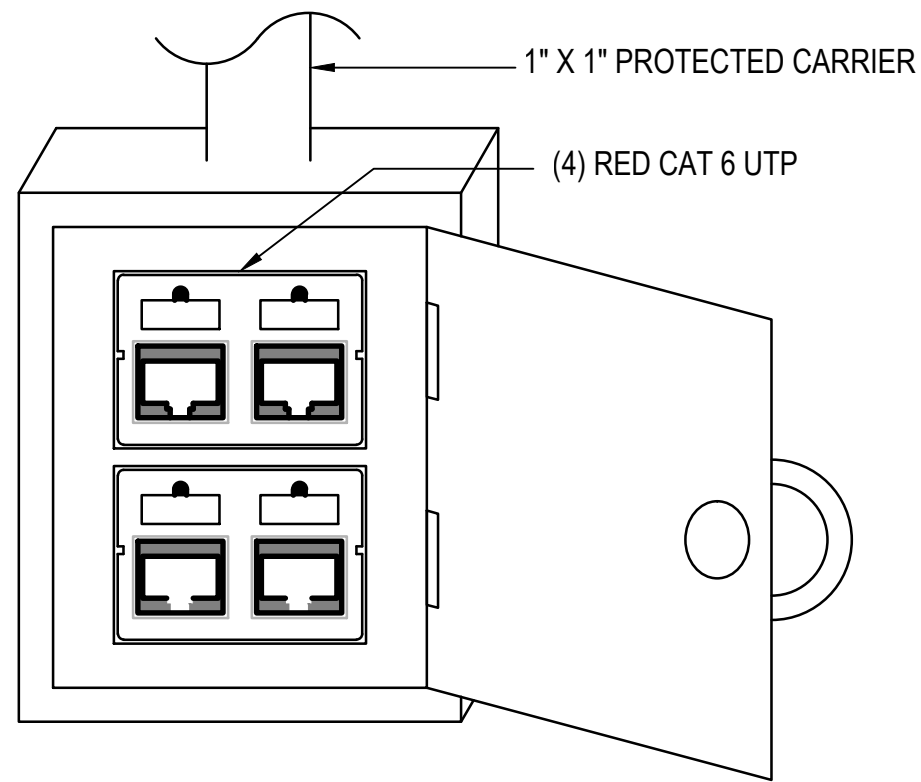
These revised drawings accompany this Amendment.

D

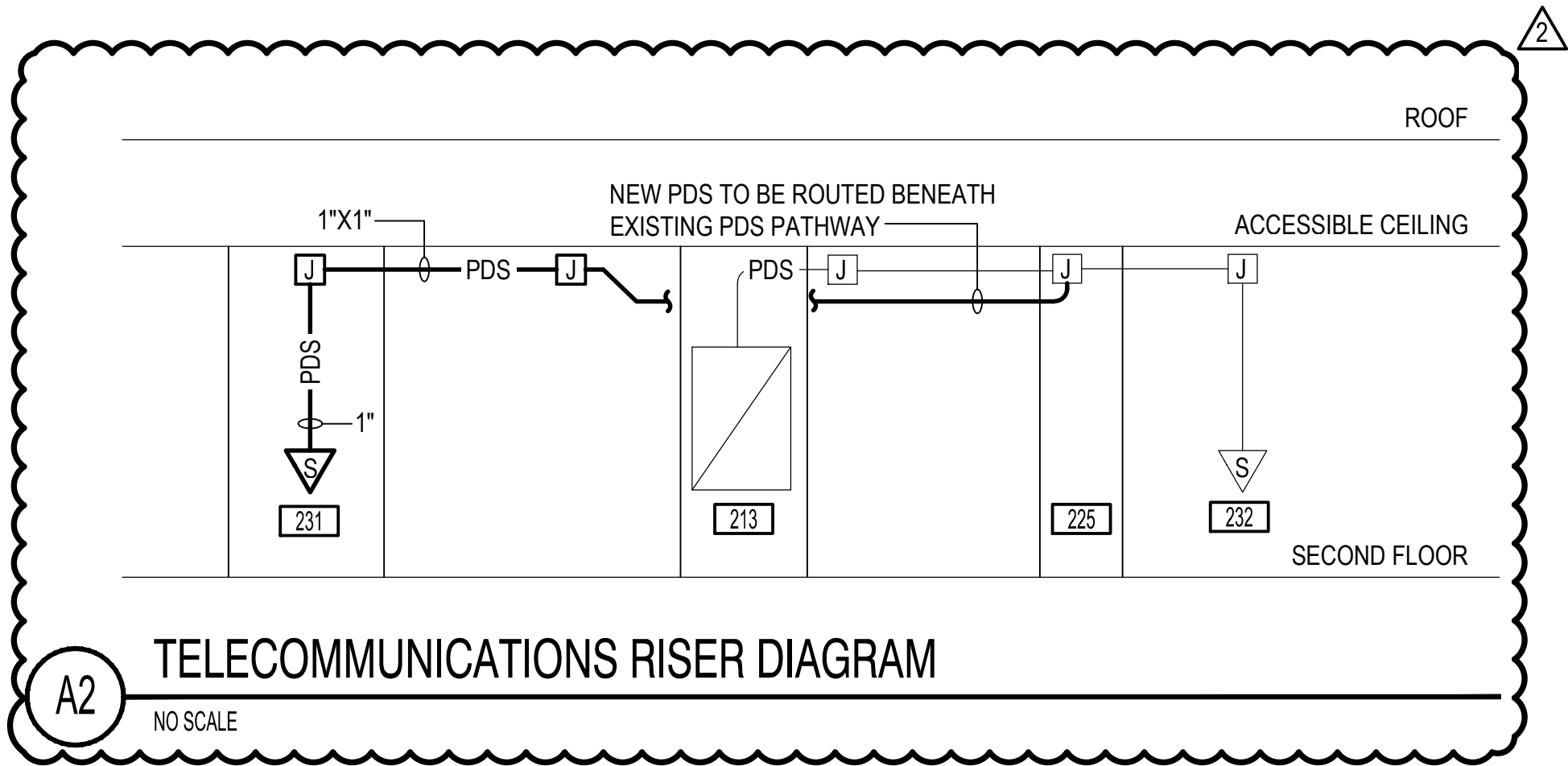
UNCLASSIFIED//FOR OFFICIAL USE ONLY

B

A



A1 NO SCALE



A2 NO SCALE


TELECOMMUNICATIONS LEGEND

- TELECOMMUNICATIONS
- S SIPR NETWORK OUTLET
 - PDS PROTECTED DISTRIBUTION SYSTEM RACEWAY, 1"X1" UON.
 - J PDS LOCKABLE JUNCTION BOX
 - P POWER POLE. EXISTING TO REMAIN

- GENERAL
- X WORK NOTE SYMBOL
- DETAIL
- DETAIL NUMBER
 - NAME
 - SCALE
 - SHEET REFERENCED FROM
- PLAN
- DETAIL NUMBER
 - SCALE
 - TITLE
 - SCALE
 - TRUE NORTH
 - SHEET REFERENCED FROM

ABBREVIATIONS

- PDS PROTECTED DISTRIBUTION SYSTEM
- UTP UNSHIELDED TWISTED PAIR
- SIPR SECURE INTERNET PROTOCOL ROUTER



APPROVED

FOR COMMANDER NAVFAC

ACTIVITY

SATISFACTORY TO

BES CRW DRW CAR CHK MHF

U.S. MARINE CORPS AIR STATION
CHERRY POINT, NORTH CAROLINA
INSTALL PDS CONDUIT & LOCK ROOM 231,
BUILDING 200
TELECOMMUNICATIONS - GENERAL NOTES, LEGEND, AND ABBREVIATIONS

SCALE: AS NOTED

PROJECT NO.: 7253050

MAXIMO WORK ORDER NO. 7253050

NAVFAC DRAWING NO. 1286620

SHEET 2 OF 3

T-001

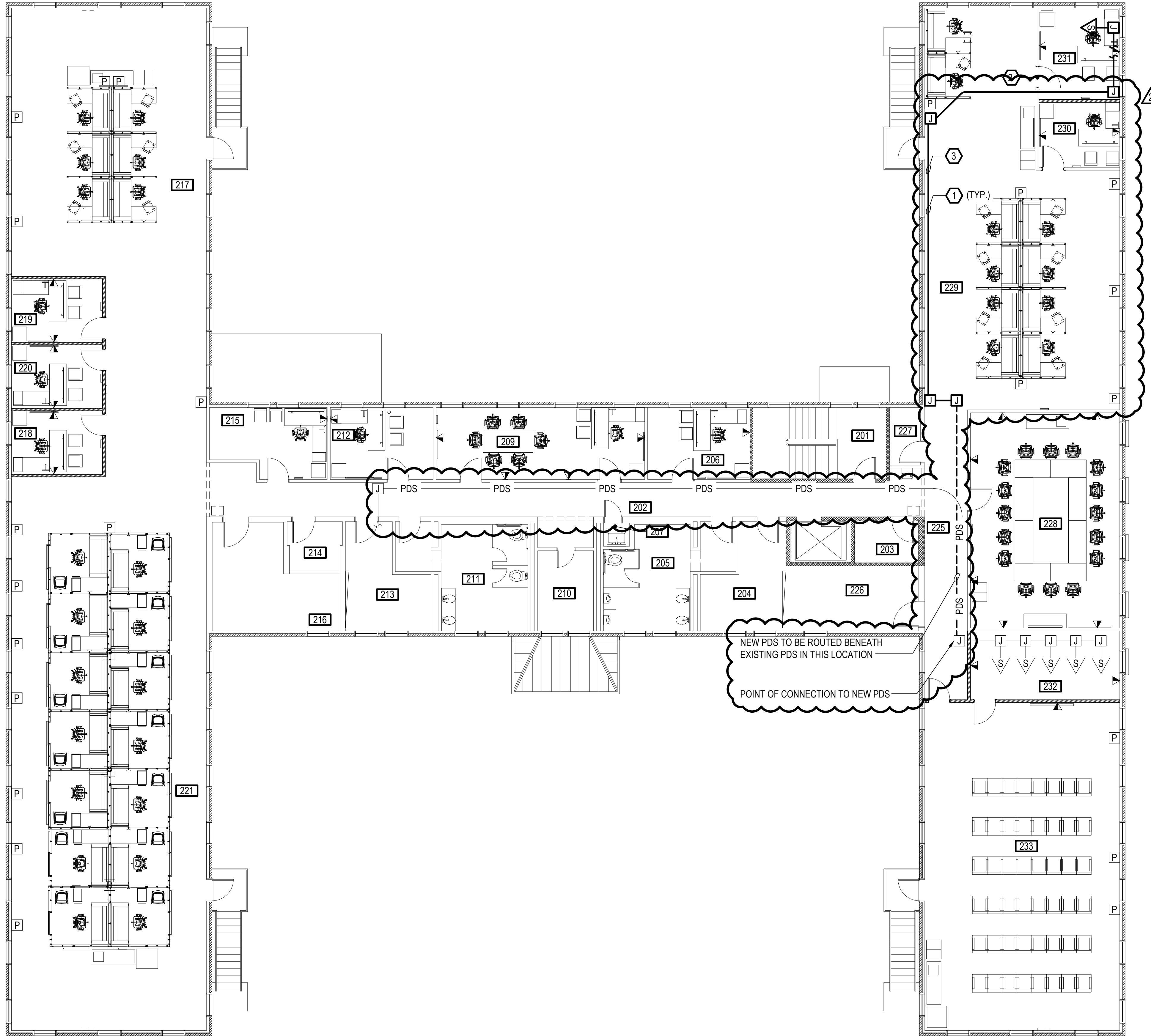
UNCLASSIFIED//FOR OFFICIAL USE ONLY

D

C

B

A



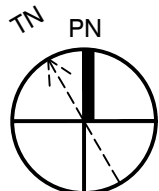
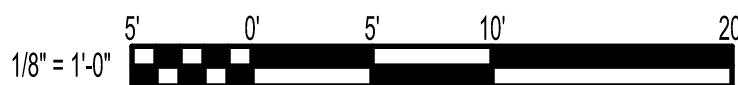
NOTES THIS SHEET

- 1 CONTRACTOR MUST COORDINATE WITH OWNER FOR EXACT PDS ROUTING AND SIPR OUTLET LOCATION PRIOR TO INSTALLATION.
- 2 CONTRACTOR MUST PROVIDE A UL437 RATED SECURITY SINGLE CYLINDER DEADBOLT WITH MINIMUM 1" THROW LOCK ON ROOM 231 DOOR. PROVIDE PRODUCT SUBMITTAL FOR GOVERNMENT APPROVAL. COORDINATE LOCK INSTALLATION WITH OWNER PRIOR TO INSTALLATION.
- 3 NEW PDS MUST HAVE A 6" STANDOFF FROM EXISTING WALL.

ROOM SCHEDULE
SECOND FLOOR

201	STAIRS
202	CORRIDOR
203	STORAGE
204	COMM
205	MEN HEAD
206	SGT MAJ
207	JANITOR
208	
209	CO
210	DRC
211	WOMEN HEAD
212	XO
213	COMM
214	ELECT.
215	ADJ
216	MECH
217	S-1 LEGAL
218	LEGAL OIC
219	S1 CHIEF
220	CRS
221	GROUND SAFETY
222	
223	
224	
225	CORRIDOR
226	MECH
227	STORAGE
228	SECRET CONFERENCE
229	S-3 OPEN OFFICE
230	OPS CHIEF
231	OPS OIC
232	MAGTF PLANS
233	READY ROOM

GRAPHIC SCALE:



TELECOMMUNICATIONS SECOND FLOOR CONSTRUCTION PLAN

SCALE: 1/8" = 1'-0"



APPROVED: _____
FOR COMMANDER NAVFAC
ACTIVITY: _____
SATISFACTORY TO:
DES: CRW DRW: CAR CHK: MHF

U.S. MARINE CORPS AIR STATION
CHERRY POINT, NORTH CAROLINA
INSTALL PDS CONDUIT & LOCK ROOM 231,
BUILDING 200
TELECOMMUNICATIONS SECOND FLOOR CONSTRUCTION PLAN

SCALE: AS NOTED
PROJECT NO.: 7253050
MAXIMO WORK ORDER NO. 7253050
NAVFAC DRAWING NO. 1286930
SHEET 3 OF 3
T-101

DRAWING REVISION: 10 MAY 2014

UNCLASSIFIED//FOR OFFICIAL USE ONLY

D

C

B

A