1 TECHNOLOGY DEMOLITION FOURTH FLOOR PARTIAL PLAN - D
1/8" = 1'-0"

## GENERAL NOTES:

1. REFER TO SHEET T-000 FOR GENERAL NOTES AND LEGENDS.
2. EXISTING J-HOOKS SHALL BE RE-USED UNLESS OTHERWISE NOTED.
3. EXISTING TELECOMMUNICATIONS ROOM OR IT CLOSET. CONTRACTOR SHALL DEMO ALL PATCH PANELS AND CABLING RELATED TO THIS PROJECT. CONTRACTOR SHALL REMOVE ALL DATA CABLES FROM THE DEVICE TO THE SOURCE. CONTRACTOR SHALL COORDINATE WITH THE COR PRIOR TO BEGINNING WORK IN EACH TELECOM ROOM (TR) OR IT CLOSET.
4. DO NOT REMOVE ANY WALL MOUNT EQUIPMENT, ELECTRICAL CABLES AND EQUIPMENT, OR ANY CABLING OR DEVICE THAT IS NOT DATA RELATED. COORDINATE WITH COR PRIOR TO REMOVING CABLING FROM WALL FIELDS OR FROM WALL MOUNTED EQUIPMENT.
5. BUILDING AUTOMATION SYSTEMS (BAS), PACS, AND ELECTRONIC SECURITY SYSTEMS CABLES SHALL NOT BE REMOVED. COORDINATE WITH COR TO IDENTIFY BAS, PACS, OR SECURITY CABLES.
6. EXISTING TELECOMMUNICATIONS OUTLET. CONTRACTOR SHALL REMOVE ALL DEVICE FACEPLATES AND MODULAR JACKS. EXISTING OUTLET BOXES AND CONDUITS SHALL BE PRESERVED FOR REUSE.
7. CONTRACTOR SHALL REMOVE ALL DATA CABLES EXCEPT CATEGORY 6A OR UNLESS OTHERWISE NOTED. CONTRACTOR SHALL COORDINATE WITH THE COR PRIOR TO REMOVING CABLES, OUTLETS, FACE PLATES, PATCH PANELS, AND PATCH CABLES.
8. CABLES SHALL NOT BE ABANDONED IN PLACE WITHOUT PRIOR APPROVAL OF THE COR.
9. WHERE CABLES ARE TO BE REMOVED, CONTRACTOR SHALL COMPLETELY REMOVE THE CABLE FROM OUTLET TO PATCH PANEL.
10. CONTRACTOR SHALL REMOVE NON-CATEGORY 6/6A FACE PLATES, MODULAR JACKS, AND PATCH PANELS AFTER CUT OVER TO NEW CATEGORY 6A CABLE PLANT.
11. CABLE SUPPORTS, SUCH AS CABLE TRAYS, OR J-HOOKS, THAT ARE NOT TO BE REUSED SHALL BE PRESERVED FOR REUSE. COORDINATE WITH THE COR PRIOR TO REMOVING CABLE SUPPORTS.
12. NURSE CALL SYSTEM TO BE MAINTAINED IN EXISTING LOCATIONS. CONTRACTOR SHALL COORDINATE NEW EQUIPMENT LOCATION WITH THE COR PRIOR TO MOVING THE NURSE CALL SYSTEM OR BEFORE WALL DEMOLITION BEGINS.

## # KEYED NOTES:

1. EXISTING TELECOMMUNICATIONS ROOM. DEMO ALL PATCH PANELS AND CABLING RELATED TO THE IT/LV PROJECT. DO NOT REMOVE ANY WALL MOUNT EQUIPMENT, ELECTRICAL CABLES AND EQUIPMENT, OR ANY CABLING OR DEVICE THAT IS NOT DATA RELATED. REMOVE ALL IT RELATED CABLES FROM THE DEVICE TO THE SOURCE.
2. EXISTING CONDITIONS WERE NOT OBSERVED. REMOVE ALL IT DATA CABLES FROM THE DEVICE TO THE SOURCE.

TRUE NORTH PLAN NORTH

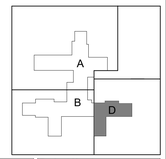


| Description | Date |
|---|---|
| | |

CONSULTANT

Ross&Baruzzini

**LOW VOLTAGE/ IT**
Ross & Baruzzini Inc.
1600 Riveredge Parkway NW
Suite 900
Atlanta, GA 30328

PROJECT MANAGEMENT

HFS COMPANY

**8718 Botts Lane**
**San Antonio, Texas 78217**
**www.hfscompany.com**
**jbianco@hfscompany.com**
**Phone: (210) 816-4784**
**Fax: (210) 881-6808**

REGISTERED COMMUNICATIONS DISTRIBUTION DESIGNER RCDD BICSI Paul Remley BICSI ID # 324731 EXPIRES 12-31-21

Construction and Facilities Management

VA U.S. Department of Veterans Affairs

**Drawing Title**
TECHNOLOGY DEMOLITION FOURTH FLOOR PARTIAL PLAN - D

**Approved: Project Director**

**Phase**
100% CONSTRUCTION DOCUMENTS

FULLY SPRINKLERED

**Project Title**
CINCINNATI VAMC EHRM INFRASTRUCTURE UPGRADES

**Location**
3200 VINE ST. CINCINNATI, OH. 45220

**Project Number**
539-21-701

**Building Number**
C1

**Drawing Number**
TD-153-C.1.4

**Issue Date:** 04-MAY-2022
**Scale:** 1/8" = 1'-0"
**Checked By:** PR
**Drawn By:** TL

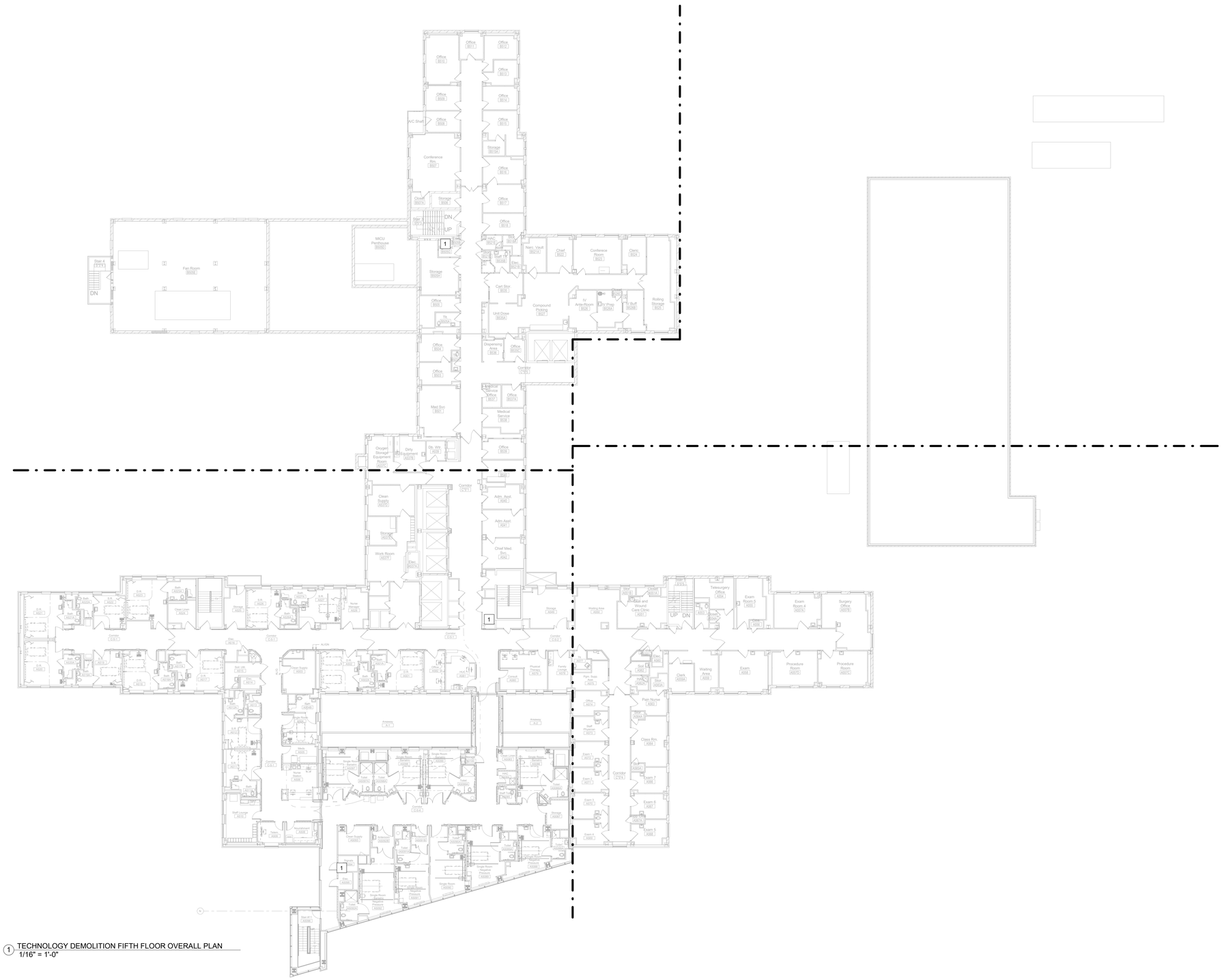

1 TECHNOLOGY DEMOLITION FIFTH FLOOR OVERALL PLAN
1/16" = 1'-0"

## GENERAL NOTES:

1. REFER TO SHEET T-000 FOR GENERAL NOTES AND LEGENDS.
2. EXISTING J-HOOKS SHALL BE RE-USED UNLESS OTHERWISE NOTED.
3. EXISTING TELECOMMUNICATIONS ROOM OR IT CLOSET. CONTRACTOR SHALL DEMO ALL PATCH PANELS AND CABLING RELATED TO THIS PROJECT. CONTRACTOR SHALL REMOVE ALL DATA CABLES FROM THE DEVICE TO THE SOURCE. CONTRACTOR SHALL COORDINATE WITH THE COR PRIOR TO BEGINNING WORK IN EACH TELECOM ROOM (TR) OR IT CLOSET.
4. DO NOT REMOVE ANY WALL MOUNT EQUIPMENT, ELECTRICAL CABLES AND EQUIPMENT, OR ANY CABLING OR DEVICE THAT IS NOT DATA RELATED. COORDINATE WITH COR PRIOR TO REMOVING CABLING FROM WALL FIELDS OR FROM WALL MOUNTED EQUIPMENT.
5. BUILDING AUTOMATION SYSTEMS (BAS), PACS, AND ELECTRONIC SECURITY SYSTEMS CABLES SHALL NOT BE REMOVED. COORDINATE WITH COR TO IDENTIFY BAS, PACS, OR SECURITY CABLES.
6. EXISTING TELECOMMUNICATIONS OUTLET. CONTRACTOR SHALL REMOVE ALL DEVICE FACEPLATES AND MODULAR JACKS. EXISTING OUTLET BOXES AND CONDUITS SHALL BE PRESERVED FOR REUSE.
7. CONTRACTOR SHALL REMOVE ALL DATA CABLES EXCEPT CATEGORY 6A OR UNLESS OTHERWISE NOTED. CONTRACTOR SHALL COORDINATE WITH THE COR PRIOR TO REMOVING CABLES, OUTLETS, FACE PLATES, PATCH PANELS, AND PATCH CABLES.
8. CABLES SHALL NOT BE ABANDONED IN PLACE WITHOUT PRIOR APPROVAL OF THE COR.
9. WHERE CABLES ARE TO BE REMOVED, CONTRACTOR SHALL COMPLETELY REMOVE THE CABLE FROM OUTLET TO PATCH PANEL.
10. CONTRACTOR SHALL REMOVE NON-CATEGORY 6/6A FACE PLATES, MODULAR JACKS, AND PATCH PANELS AFTER CUT OVER TO NEW CATEGORY 6A CABLE PLANT.
11. CABLE SUPPORTS, SUCH AS CABLE TRAYS, OR J-HOOKS, THAT ARE NOT TO BE REUSED SHALL BE PRESERVED FOR REUSE. COORDINATE WITH THE COR PRIOR TO REMOVING CABLE SUPPORTS.
12. NURSE CALL SYSTEM TO BE MAINTAINED IN EXISTING LOCATIONS. CONTRACTOR SHALL COORDINATE NEW EQUIPMENT LOCATION WITH THE COR PRIOR TO MOVING THE NURSE CALL SYSTEM OR BEFORE WALL DEMOLITION BEGINS.

## # KEYED NOTES:

1. EXISTING TELECOMMUNICATIONS ROOM. DEMO ALL PATCH PANELS AND CABLING RELATED TO THE IT/LV PROJECT. DO NOT REMOVE ANY WALL MOUNT EQUIPMENT, ELECTRICAL CABLES AND EQUIPMENT, OR ANY CABLING OR DEVICE THAT IS NOT DATA RELATED. REMOVE ALL IT RELATED CABLES FROM THE DEVICE TO THE SOURCE. REMOVE ALL CABLE TRAY ORIGINATING FROM THIS SPACE. TO AFFORD CEILING SPACE AND ACCOMIDATE PHASING OF NEW PATHWAY CREATION, PLACE ALL CABLING WITHIN EXISTING CABLE TRAYS IN J-HOOK SUPPORTS ON EXISTING THREADED ROD SUPPORTS.

TRUE NORTH PLAN NORTH

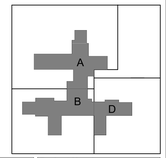


| Description | Date |
|---|---|
| | |

**CONSULTANT**

Ross&Baruzzini

**LOW VOLTAGE/ IT**
Ross & Baruzzini Inc.
1600 Riveredge Parkway NW
Suite 900
Atlanta, GA 30328

**PROJECT MANAGEMENT**

HFS COMPANY
8718 Botts Lane
San Antonio, Texas 78217
www.hfscompany.com
jbianco@hfscompany.com
Phone: (210) 816-4784
Fax: (210) 881-6808

REGISTERED COMMUNICATIONS DISTRIBUTION DESIGNER
BICSI
Paul Renka
BICSI ID # 124731
EXPIRES 12-31-22
RCDD

Construction and Facilities Management

VA U.S. Department of Veterans Affairs

| | | | |
|---|---|---|---|
| **Drawing Title** TECHNOLOGY DEMOLITION FIFTH FLOOR OVERALL PLAN | **Phase** 100% CONSTRUCTION DOCUMENTS | **Project Title** CINCINNATI VAMC EHRM INFRASTRUCTURE UPGRADES | **Project Number** 539-21-701 |
| **Approved: Project Director** | | | **Building Number** C1 |
| | FULLY SPRINKLERED | **Location** 3200 VINE ST. CINCINNATI, OH. 45220 | **Drawing Number** TD-160-C.1.5 |
| | | **Issue Date:** 04-MAY-2022 / **Checked By:** PR / **Drawn By:** TL / **Scale:** 1/16" = 1'-0" | |

1 TECHNOLOGY DEMOLITION FIFTH FLOOR PARTIAL PLAN - A
1/8" = 1'-0"

## GENERAL NOTES:

1. REFER TO SHEET T-000 FOR GENERAL NOTES AND LEGENDS.
2. EXISTING J-HOOKS SHALL BE RE-USED UNLESS OTHERWISE NOTED.
3. EXISTING TELECOMMUNICATIONS ROOM OR IT CLOSET. CONTRACTOR SHALL DEMO ALL PATCH PANELS AND CABLING RELATED TO THIS PROJECT. CONTRACTOR SHALL REMOVE ALL DATA CABLES FROM THE DEVICE TO THE SOURCE. CONTRACTOR SHALL COORDINATE WITH THE COR PRIOR TO BEGINNING WORK IN EACH TELECOM ROOM (TR) OR IT CLOSET.
4. DO NOT REMOVE ANY WALL MOUNT EQUIPMENT, ELECTRICAL CABLES AND EQUIPMENT, OR ANY CABLING OR DEVICE THAT IS NOT DATA RELATED. COORDINATE WITH COR PRIOR TO REMOVING CABLING FROM WALL FIELDS OR FROM WALL MOUNTED EQUIPMENT.
5. BUILDING AUTOMATION SYSTEMS (BAS), PACS, AND ELECTRONIC SECURITY SYSTEMS CABLES SHALL NOT BE REMOVED. COORDINATE WITH COR TO IDENTIFY BAS, PACS, OR SECURITY CABLES.
6. EXISTING TELECOMMUNICATIONS OUTLET. CONTRACTOR SHALL REMOVE ALL DEVICE FACEPLATES AND MODULAR JACKS. EXISTING OUTLET BOXES AND CONDUITS SHALL BE PRESERVED FOR REUSE.
7. CONTRACTOR SHALL REMOVE ALL DATA CABLES EXCEPT CATEGORY 6A OR UNLESS OTHERWISE NOTED. CONTRACTOR SHALL COORDINATE WITH THE COR PRIOR TO REMOVING CABLES, OUTLETS, FACE PLATES, PATCH PANELS, AND PATCH CABLES.
8. CABLES SHALL NOT BE ABANDONED IN PLACE WITHOUT PRIOR APPROVAL OF THE COR.
9. WHERE CABLES ARE TO BE REMOVED, CONTRACTOR SHALL COMPLETELY REMOVE THE CABLE FROM OUTLET TO PATCH PANEL.
10. CONTRACTOR SHALL REMOVE NON-CATEGORY 6/6A FACE PLATES, MODULAR JACKS, AND PATCH PANELS AFTER CUT OVER TO NEW CATEGORY 6A CABLE PLANT.
11. CABLE SUPPORTS, SUCH AS CABLE TRAYS, OR J-HOOKS, THAT ARE NOT TO BE REUSED SHALL BE PRESERVED FOR REUSE. COORDINATE WITH THE COR PRIOR TO REMOVING CABLE SUPPORTS.
12. NURSE CALL SYSTEM TO BE MAINTAINED IN EXISTING LOCATIONS. CONTRACTOR SHALL COORDINATE NEW EQUIPMENT LOCATION WITH THE COR PRIOR TO MOVING THE NURSE CALL SYSTEM OR BEFORE WALL DEMOLITION BEGINS.

## # KEYED NOTES:

1. EXISTING TELECOMMUNICATIONS ROOM. DEMO ALL PATCH PANELS AND CABLING RELATED TO THE IT/LV PROJECT. DO NOT REMOVE ANY WALL MOUNT EQUIPMENT, ELECTRICAL CABLES AND EQUIPMENT, OR ANY CABLING OR DEVICE THAT IS NOT DATA RELATED. REMOVE ALL IT RELATED CABLES FROM THE DEVICE TO THE SOURCE.
2. EXISTING CONDITIONS WERE NOT OBSERVED. REMOVE ALL IT DATA CABLES FROM THE DEVICE TO THE SOURCE.

TRUE NORTH PLAN NORTH

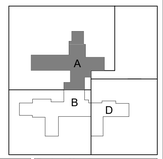


| Description | Date |
|---|---|
| | |

CONSULTANT

Ross&Baruzzini

**LOW VOLTAGE/ IT**
Ross & Baruzzini Inc.
1600 Riveredge Parkway NW
Suite 900
Atlanta, GA 30328

PROJECT MANAGEMENT

HFS COMPANY

**8718 Botts Lane**
**San Antonio, Texas 78217**
**www.hfscompany.com**
**jbianco@hfscompany.com**
**Phone: (210) 816-4784**
**Fax: (210) 881-6808**

LICENSED COMMUNICATIONS DISTRIBUTION DESIGNER BICSI Paul Remley BICSI ID # 124735 Expires 12-31-22 RCDD

Construction and Facilities Management

VA U.S. Department of Veterans Affairs

**Drawing Title**
TECHNOLOGY DEMOLITION FIFTH FLOOR PARTIAL PLAN - A

**Approved: Project Director**

**Phase**
100% CONSTRUCTION DOCUMENTS

FULLY SPRINKLERED

**Project Title**
CINCINNATI VAMC EHRM INFRASTRUCTURE UPGRADES

**Location**
3200 VINE ST. CINCINNATI, OH. 45220

**Project Number**
539-21-701

**Building Number**
C1

**Drawing Number**
TD-161-C.1.5

**Issue Date:** 04-MAY-2022
**Scale:** 1/8" = 1'-0"
**Checked By:** PR
**Drawn By:** TL

1 TECHNOLOGY DEMOLITION FIFTH FLOOR PARTIAL PLAN - B
1/8" = 1'-0"

## GENERAL NOTES:

1. REFER TO SHEET T-000 FOR GENERAL NOTES AND LEGENDS.
2. EXISTING J-HOOKS SHALL BE RE-USED UNLESS OTHERWISE NOTED.
3. EXISTING TELECOMMUNICATIONS ROOM OR IT CLOSET. CONTRACTOR SHALL DEMO ALL PATCH PANELS AND CABLING RELATED TO THIS PROJECT. CONTRACTOR SHALL REMOVE ALL DATA CABLES FROM THE DEVICE TO THE SOURCE. CONTRACTOR SHALL COORDINATE WITH THE COR PRIOR TO BEGINNING WORK IN EACH TELECOM ROOM (TR) OR IT CLOSET.
4. DO NOT REMOVE ANY WALL MOUNT EQUIPMENT, ELECTRICAL CABLES AND EQUIPMENT, OR ANY CABLING OR DEVICE THAT IS NOT DATA RELATED. COORDINATE WITH COR PRIOR TO REMOVING CABLING FROM WALL FIELDS OR FROM WALL MOUNTED EQUIPMENT.
5. BUILDING AUTOMATION SYSTEMS (BAS), PACS, AND ELECTRONIC SECURITY SYSTEMS CABLES SHALL NOT BE REMOVED. COORDINATE WITH COR TO IDENTIFY BAS, PACS, OR SECURITY CABLES.
6. EXISTING TELECOMMUNICATIONS OUTLET. CONTRACTOR SHALL REMOVE ALL DEVICE FACEPLATES AND MODULAR JACKS. EXISTING OUTLET BOXES AND CONDUITS SHALL BE PRESERVED FOR REUSE.
7. CONTRACTOR SHALL REMOVE ALL DATA CABLES EXCEPT CATEGORY 6A OR UNLESS OTHERWISE NOTED. CONTRACTOR SHALL COORDINATE WITH THE COR PRIOR TO REMOVING CABLES, OUTLETS, FACE PLATES, PATCH PANELS, AND PATCH CABLES.
8. CABLES SHALL NOT BE ABANDONED IN PLACE WITHOUT PRIOR APPROVAL OF THE COR.
9. WHERE CABLES ARE TO BE REMOVED, CONTRACTOR SHALL COMPLETELY REMOVE THE CABLE FROM OUTLET TO PATCH PANEL.
10. CONTRACTOR SHALL REMOVE NON-CATEGORY 6/6A FACE PLATES, MODULAR JACKS, AND PATCH PANELS AFTER CUT OVER TO NEW CATEGORY 6A CABLE PLANT.
11. CABLE SUPPORTS, SUCH AS CABLE TRAYS, OR J-HOOKS, THAT ARE NOT TO BE REUSED SHALL BE PRESERVED FOR REUSE. COORDINATE WITH THE COR PRIOR TO REMOVING CABLE SUPPORTS.
12. NURSE CALL SYSTEM TO BE MAINTAINED IN EXISTING LOCATIONS. CONTRACTOR SHALL COORDINATE NEW EQUIPMENT LOCATION WITH THE COR PRIOR TO MOVING THE NURSE CALL SYSTEM OR BEFORE WALL DEMOLITION BEGINS.

## # KEYED NOTES:

1. EXISTING TELECOMMUNICATIONS ROOM. DEMO ALL PATCH PANELS AND CABLING RELATED TO THE IT/LV PROJECT. DO NOT REMOVE ANY WALL MOUNT EQUIPMENT, ELECTRICAL CABLES AND EQUIPMENT, OR ANY CABLING OR DEVICE THAT IS NOT DATA RELATED. REMOVE ALL IT RELATED CABLES FROM THE DEVICE TO THE SOURCE.
2. EXISTING CONDITIONS WERE NOT OBSERVED. REMOVE ALL IT DATA CABLES FROM THE DEVICE TO THE SOURCE.

TRUE NORTH PLAN NORTH

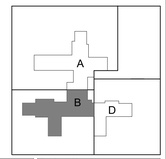


| Description | Date |
|---|---|
| | |

CONSULTANT

Ross&Baruzzini

**LOW VOLTAGE/ IT**
Ross & Baruzzini Inc.
1600 Riveredge Parkway NW
Suite 900
Atlanta, GA 30328

PROJECT MANAGEMENT

HFS COMPANY

**8718 Botts Lane**
**San Antonio, Texas 78217**
**www.hfscompany.com**
**jbianco@hfscompany.com**
**Phone: (210) 816-4784**
**Fax: (210) 881-6808**

REGISTERED COMMUNICATIONS DISTRIBUTION DESIGNER BICSI Paul Remka BICSI ID # 124731 EXPIRES 12-31-22 RCDD

Construction and Facilities Management

VA U.S. Department of Veterans Affairs

**Drawing Title**
TECHNOLOGY DEMOLITION FIFTH FLOOR PARTIAL PLAN - B

**Approved: Project Director**

**Phase**
100% CONSTRUCTION DOCUMENTS

FULLY SPRINKLERED

**Project Title**
CINCINNATI VAMC EHRM INFRASTRUCTURE UPGRADES

**Location**
3200 VINE ST. CINCINNATI, OH. 45220

**Project Number**
539-21-701

**Building Number**
C1

**Drawing Number**
TD-162-C.1.5

**Issue Date:** 04-MAY-2022
**Scale:** 1/8" = 1'-0"
**Checked By:** PR
**Drawn By:** TL

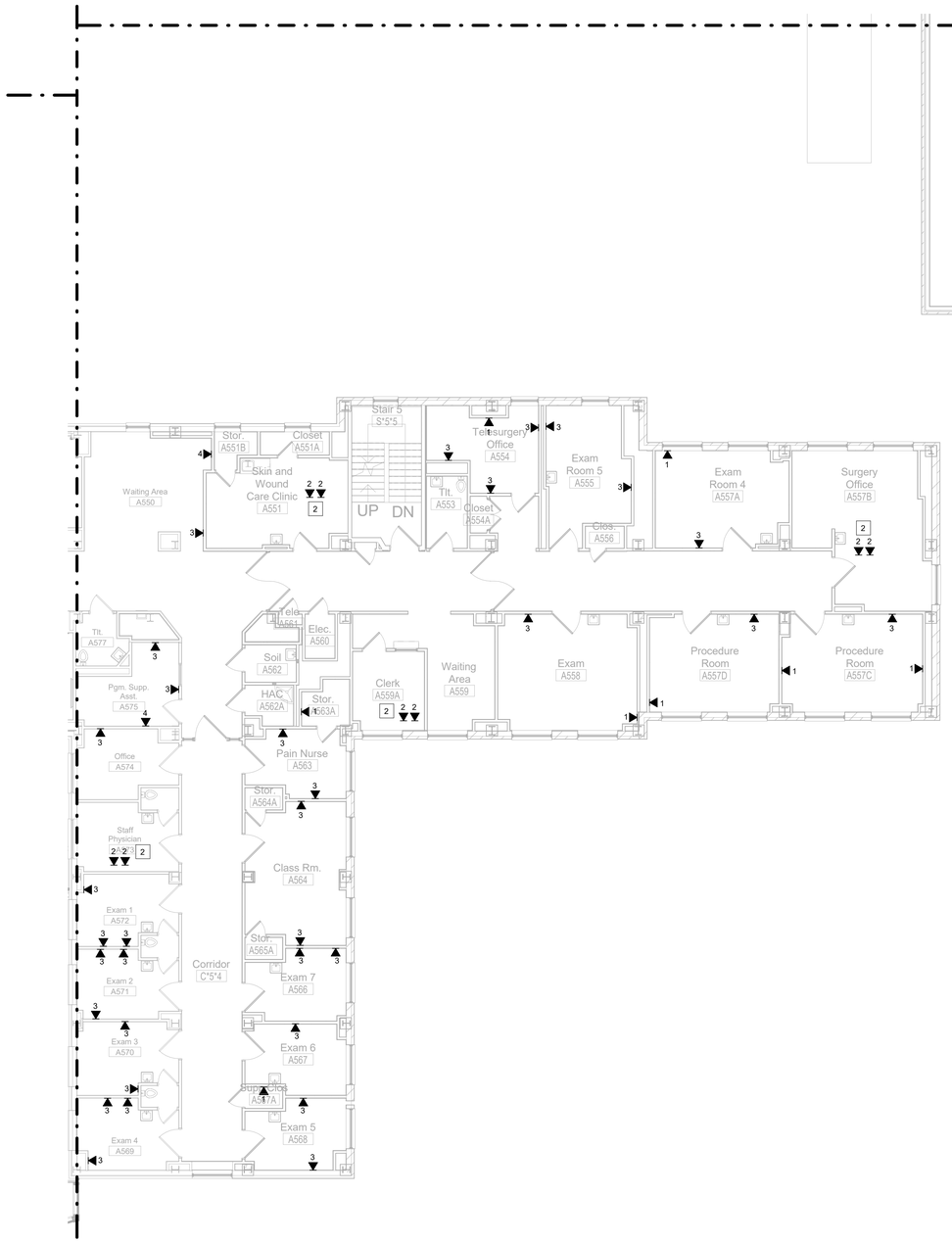


1 TECHNOLOGY DEMOLITION FIFTH FLOOR PARTIAL PLAN - D
1/8" = 1'-0"

## GENERAL NOTES:

1. REFER TO SHEET T-000 FOR GENERAL NOTES AND LEGENDS.
2. EXISTING J-HOOKS SHALL BE RE-USED UNLESS OTHERWISE NOTED.
3. EXISTING TELECOMMUNICATIONS ROOM OR IT CLOSET. CONTRACTOR SHALL DEMO ALL PATCH PANELS AND CABLING RELATED TO THIS PROJECT. CONTRACTOR SHALL REMOVE ALL DATA CABLES FROM THE DEVICE TO THE SOURCE. CONTRACTOR SHALL COORDINATE WITH THE COR PRIOR TO BEGINNING WORK IN EACH TELECOM ROOM (TR) OR IT CLOSET.
4. DO NOT REMOVE ANY WALL MOUNT EQUIPMENT, ELECTRICAL CABLES AND EQUIPMENT, OR ANY CABLING OR DEVICE THAT IS NOT DATA RELATED. COORDINATE WITH COR PRIOR TO REMOVING CABLING FROM WALL FIELDS OR FROM WALL MOUNTED EQUIPMENT.
5. BUILDING AUTOMATION SYSTEMS (BAS), PACS, AND ELECTRONIC SECURITY SYSTEMS CABLES SHALL NOT BE REMOVED. COORDINATE WITH COR TO IDENTIFY BAS, PACS, OR SECURITY CABLES.
6. EXISTING TELECOMMUNICATIONS OUTLET. CONTRACTOR SHALL REMOVE ALL DEVICE FACEPLATES AND MODULAR JACKS. EXISTING OUTLET BOXES AND CONDUITS SHALL BE PRESERVED FOR REUSE.
7. CONTRACTOR SHALL REMOVE ALL DATA CABLES EXCEPT CATEGORY 6A OR UNLESS OTHERWISE NOTED. CONTRACTOR SHALL COORDINATE WITH THE COR PRIOR TO REMOVING CABLES, OUTLETS, FACE PLATES, PATCH PANELS, AND PATCH CABLES.
8. CABLES SHALL NOT BE ABANDONED IN PLACE WITHOUT PRIOR APPROVAL OF THE COR.
9. WHERE CABLES ARE TO BE REMOVED, CONTRACTOR SHALL COMPLETELY REMOVE THE CABLE FROM OUTLET TO PATCH PANEL.
10. CONTRACTOR SHALL REMOVE NON-CATEGORY 6/6A FACE PLATES, MODULAR JACKS, AND PATCH PANELS AFTER CUT OVER TO NEW CATEGORY 6A CABLE PLANT.
11. CABLE SUPPORTS, SUCH AS CABLE TRAYS, OR J-HOOKS, THAT ARE NOT TO BE REUSED SHALL BE PRESERVED FOR REUSE. COORDINATE WITH THE COR PRIOR TO REMOVING CABLE SUPPORTS.
12. NURSE CALL SYSTEM TO BE MAINTAINED IN EXISTING LOCATIONS. CONTRACTOR SHALL COORDINATE NEW EQUIPMENT LOCATION WITH THE COR PRIOR TO MOVING THE NURSE CALL SYSTEM OR BEFORE WALL DEMOLITION BEGINS.

## # KEYED NOTES:

1. EXISTING TELECOMMUNICATIONS ROOM. DEMO ALL PATCH PANELS AND CABLING RELATED TO THE IT/LV PROJECT. DO NOT REMOVE ANY WALL MOUNT EQUIPMENT, ELECTRICAL CABLES AND EQUIPMENT, OR ANY CABLING OR DEVICE THAT IS NOT DATA RELATED. REMOVE ALL IT RELATED CABLES FROM THE DEVICE TO THE SOURCE.
2. EXISTING CONDITIONS WERE NOT OBSERVED. REMOVE ALL IT DATA CABLES FROM THE DEVICE TO THE SOURCE.

TRUE NORTH PLAN NORTH

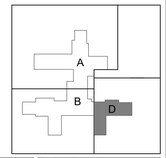


| Description | Date |
|---|---|
| | |

CONSULTANT

Ross&Baruzzini

**LOW VOLTAGE/ IT**
Ross & Baruzzini Inc.
1600 Riveredge Parkway NW
Suite 900
Atlanta, GA 30328

PROJECT MANAGEMENT

HFS COMPANY

**8718 Botts Lane**
**San Antonio, Texas 78217**
**www.hfscompany.com**
**jbianco@hfscompany.com**
**Phone: (210) 816-4784**
**Fax: (210) 881-6808**

REGISTERED COMMUNICATIONS DISTRIBUTION DESIGNER BICSI Paul Remke BICSI ID # 124731 EXPIRES 12-31-22 RCDD

Construction and Facilities Management

VA U.S. Department of Veterans Affairs

**Drawing Title**
TECHNOLOGY DEMOLITION FIFTH FLOOR PARTIAL PLAN - D

**Approved: Project Director**

**Phase**
100% CONSTRUCTION DOCUMENTS

FULLY SPRINKLERED

**Project Title**
CINCINNATI VAMC EHRM INFRASTRUCTURE UPGRADES

**Location**
3200 VINE ST. CINCINNATI, OH. 45220

**Project Number**
539-21-701

**Building Number**
C1

**Drawing Number**
TD-163-C.1.5

**Issue Date:** 04-MAY-2022
**Scale:** 1/8" = 1'-0"
**Checked By:** PR
**Drawn By:** TL

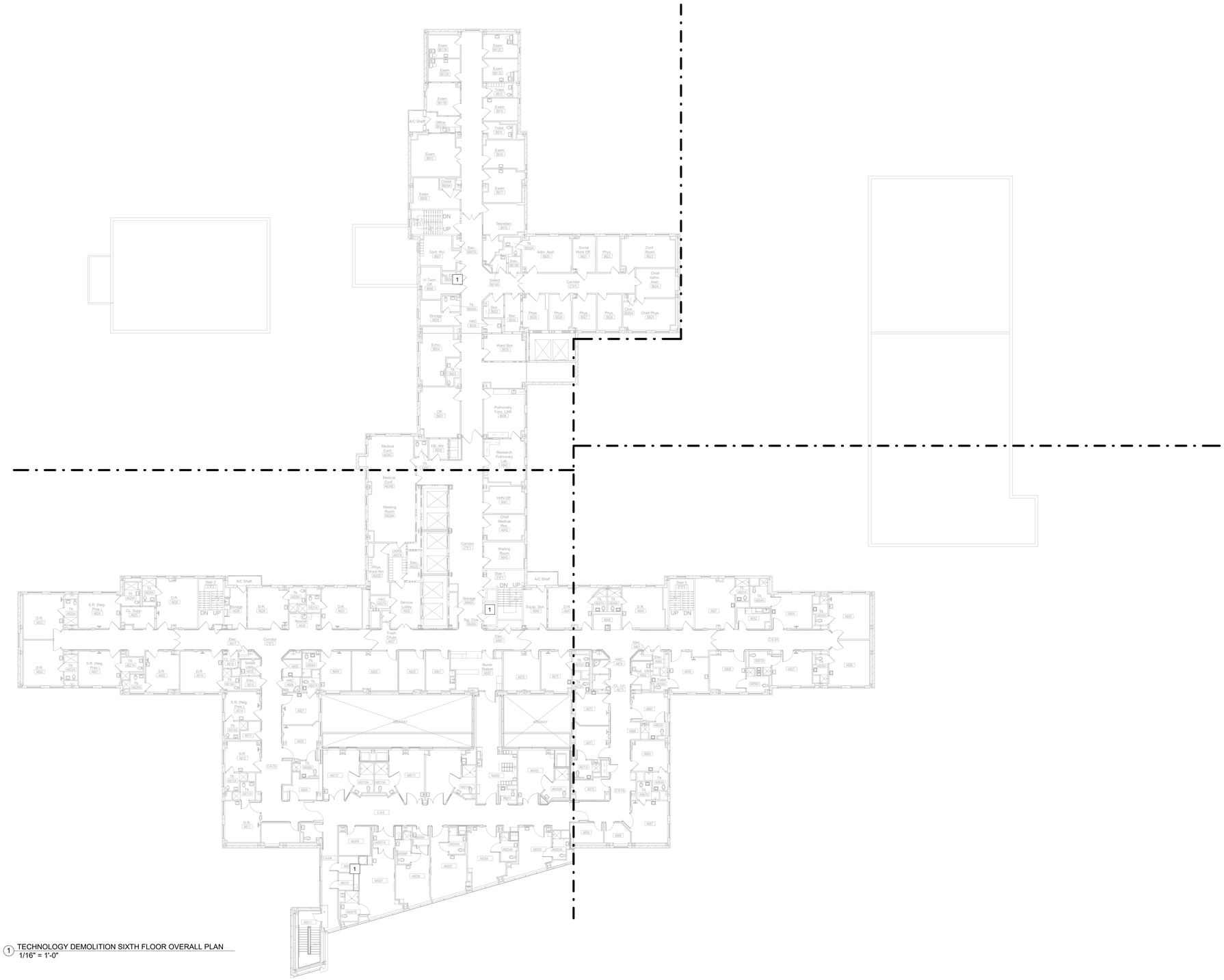

1 TECHNOLOGY DEMOLITION SIXTH FLOOR OVERALL PLAN
1/16" = 1'-0"

## GENERAL NOTES:

1. REFER TO SHEET T-000 FOR GENERAL NOTES AND LEGENDS.
2. EXISTING J-HOOKS SHALL BE RE-USED UNLESS OTHERWISE NOTED.
3. EXISTING TELECOMMUNICATIONS ROOM OR IT CLOSET. CONTRACTOR SHALL DEMO ALL PATCH PANELS AND CABLING RELATED TO THIS PROJECT. CONTRACTOR SHALL REMOVE ALL DATA CABLES FROM THE DEVICE TO THE SOURCE. CONTRACTOR SHALL COORDINATE WITH THE COR PRIOR TO BEGINNING WORK IN EACH TELECOM ROOM (TR) OR IT CLOSET.
4. DO NOT REMOVE ANY WALL MOUNT EQUIPMENT, ELECTRICAL CABLES AND EQUIPMENT, OR ANY CABLING OR DEVICE THAT IS NOT DATA RELATED. COORDINATE WITH COR PRIOR TO REMOVING CABLING FROM WALL FIELDS OR FROM WALL MOUNTED EQUIPMENT.
5. BUILDING AUTOMATION SYSTEMS (BAS), PACS, AND ELECTRONIC SECURITY SYSTEMS CABLES SHALL NOT BE REMOVED. COORDINATE WITH COR TO IDENTIFY BAS, PACS, OR SECURITY CABLES.
6. EXISTING TELECOMMUNICATIONS OUTLET. CONTRACTOR SHALL REMOVE ALL DEVICE FACEPLATES AND MODULAR JACKS. EXISTING OUTLET BOXES AND CONDUITS SHALL BE PRESERVED FOR REUSE.
7. CONTRACTOR SHALL REMOVE ALL DATA CABLES EXCEPT CATEGORY 6A OR UNLESS OTHERWISE NOTED. CONTRACTOR SHALL COORDINATE WITH THE COR PRIOR TO REMOVING CABLES, OUTLETS, FACE PLATES, PATCH PANELS, AND PATCH CABLES.
8. CABLES SHALL NOT BE ABANDONED IN PLACE WITHOUT PRIOR APPROVAL OF THE COR.
9. WHERE CABLES ARE TO BE REMOVED, CONTRACTOR SHALL COMPLETELY REMOVE THE CABLE FROM OUTLET TO PATCH PANEL.
10. CONTRACTOR SHALL REMOVE NON-CATEGORY 6/6A FACE PLATES, MODULAR JACKS, AND PATCH PANELS AFTER CUT OVER TO NEW CATEGORY 6A CABLE PLANT.
11. CABLE SUPPORTS, SUCH AS CABLE TRAYS, OR J-HOOKS, THAT ARE NOT TO BE REUSED SHALL BE PRESERVED FOR REUSE. COORDINATE WITH THE COR PRIOR TO REMOVING CABLE SUPPORTS.
12. NURSE CALL SYSTEM TO BE MAINTAINED IN EXISTING LOCATIONS. CONTRACTOR SHALL COORDINATE NEW EQUIPMENT LOCATION WITH THE COR PRIOR TO MOVING THE NURSE CALL SYSTEM OR BEFORE WALL DEMOLITION BEGINS.

## # KEYED NOTES:

1. EXISTING TELECOMMUNICATIONS ROOM. DEMO ALL PATCH PANELS AND CABLING RELATED TO THE IT/LV PROJECT. DO NOT REMOVE ANY WALL MOUNT EQUIPMENT, ELECTRICAL CABLES AND EQUIPMENT, OR ANY CABLING OR DEVICE THAT IS NOT DATA RELATED. REMOVE ALL IT RELATED CABLES FROM THE DEVICE TO THE SOURCE. REMOVE ALL CABLE TRAY ORIGINATING FROM THIS SPACE. TO AFFORD CEILING SPACE AND ACCOMIDATE PHASING OF NEW PATHWAY CREATION, PLACE ALL CABLING WITHIN EXISTING CABLE TRAYS IN J-HOOK SUPPORTS ON EXISTING THREADED ROD SUPPORTS.

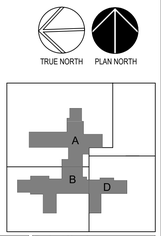


| Description | Date |
|---|---|
| | |

CONSULTANT

Ross&Baruzzini

LOW VOLTAGE/ IT
Ross & Baruzzini Inc.
1600 Riveredge Parkway NW
Suite 900
Atlanta, GA 30328

PROJECT MANAGEMENT

HFS COMPANY
8718 Botts Lane
San Antonio, Texas 78217
www.hfscompany.com
jbianco@hfscompany.com
Phone: (210) 816-4784
Fax: (210) 881-6808

REGISTERED COMMUNICATIONS DISTRIBUTION DESIGNER
Bicsi
Paul Remke
BICSI ID # 124731
EXPIRES 12-31-23
RCDD

Construction and Facilities Management

VA U.S. Department of Veterans Affairs

| | | | |
|---|---|---|---|
| Drawing Title: TECHNOLOGY DEMOLITION SIXTH FLOOR OVERALL PLAN | Phase: 100% CONSTRUCTION DOCUMENTS | Project Title: CINCINNATI VAMC EHRM INFRASTRUCTURE UPGRADES | Project Number: 539-21-701 |
| Approved: Project Director | FULLY SPRINKLERED | Location: 3200 VINE ST. CINCINNATI, OH. 45220 | Building Number: C1 |
| | | Issue Date: 04-MAY-2022 / Scale: 1/16" = 1'-0" / Checked By: PR / Drawn By: TL | Drawing Number: TD-170-C.1.6 |

1 TECHNOLOGY DEMOLITION SIXTH FLOOR PARTIAL PLAN - A
1/8" = 1'-0"

## GENERAL NOTES:

1. REFER TO SHEET T-000 FOR GENERAL NOTES AND LEGENDS.
2. EXISTING J-HOOKS SHALL BE RE-USED UNLESS OTHERWISE NOTED.
3. EXISTING TELECOMMUNICATIONS ROOM OR IT CLOSET. CONTRACTOR SHALL DEMO ALL PATCH PANELS AND CABLING RELATED TO THIS PROJECT. CONTRACTOR SHALL REMOVE ALL DATA CABLES FROM THE DEVICE TO THE SOURCE. CONTRACTOR SHALL COORDINATE WITH THE COR PRIOR TO BEGINNING WORK IN EACH TELECOM ROOM (TR) OR IT CLOSET.
4. DO NOT REMOVE ANY WALL MOUNT EQUIPMENT, ELECTRICAL CABLES AND EQUIPMENT, OR ANY CABLING OR DEVICE THAT IS NOT DATA RELATED. COORDINATE WITH COR PRIOR TO REMOVING CABLING FROM WALL FIELDS OR FROM WALL MOUNTED EQUIPMENT.
5. BUILDING AUTOMATION SYSTEMS (BAS), PACS, AND ELECTRONIC SECURITY SYSTEMS CABLES SHALL NOT BE REMOVED. COORDINATE WITH COR TO IDENTIFY BAS, PACS, OR SECURITY CABLES.
6. EXISTING TELECOMMUNICATIONS OUTLET. CONTRACTOR SHALL REMOVE ALL DEVICE FACEPLATES AND MODULAR JACKS. EXISTING OUTLET BOXES AND CONDUITS SHALL BE PRESERVED FOR REUSE.
7. CONTRACTOR SHALL REMOVE ALL DATA CABLES EXCEPT CATEGORY 6A OR UNLESS OTHERWISE NOTED. CONTRACTOR SHALL COORDINATE WITH THE COR PRIOR TO REMOVING CABLES, OUTLETS, FACE PLATES, PATCH PANELS, AND PATCH CABLES.
8. CABLES SHALL NOT BE ABANDONED IN PLACE WITHOUT PRIOR APPROVAL OF THE COR.
9. WHERE CABLES ARE TO BE REMOVED, CONTRACTOR SHALL COMPLETELY REMOVE THE CABLE FROM OUTLET TO PATCH PANEL.
10. CONTRACTOR SHALL REMOVE NON-CATEGORY 6/6A FACE PLATES, MODULAR JACKS, AND PATCH PANELS AFTER CUT OVER TO NEW CATEGORY 6A CABLE PLANT.
11. CABLE SUPPORTS, SUCH AS CABLE TRAYS, OR J-HOOKS, THAT ARE NOT TO BE REUSED SHALL BE PRESERVED FOR REUSE. COORDINATE WITH THE COR PRIOR TO REMOVING CABLE SUPPORTS.
12. NURSE CALL SYSTEM TO BE MAINTAINED IN EXISTING LOCATIONS. CONTRACTOR SHALL COORDINATE NEW EQUIPMENT LOCATION WITH THE COR PRIOR TO MOVING THE NURSE CALL SYSTEM OR BEFORE WALL DEMOLITION BEGINS.

## # KEYED NOTES:

1. EXISTING TELECOMMUNICATIONS ROOM. DEMO ALL PATCH PANELS AND CABLING RELATED TO THE IT/LV PROJECT. DO NOT REMOVE ANY WALL MOUNT EQUIPMENT, ELECTRICAL CABLES AND EQUIPMENT, OR ANY CABLING OR DEVICE THAT IS NOT DATA RELATED. REMOVE ALL IT RELATED CABLES FROM THE DEVICE TO THE SOURCE.
2. EXISTING CONDITIONS WERE NOT OBSERVED. REMOVE ALL IT DATA CABLES FROM THE DEVICE TO THE SOURCE.

TRUE NORTH PLAN NORTH

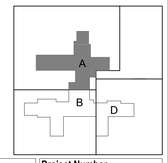


| Description | Date |
|---|---|
| | |

CONSULTANT

Ross&Baruzzini

**LOW VOLTAGE/ IT**
Ross & Baruzzini Inc.
1600 Riveredge Parkway NW
Suite 900
Atlanta, GA 30328

PROJECT MANAGEMENT

HFS COMPANY
**8718 Botts Lane**
**San Antonio, Texas 78217**
**www.hfscompany.com**
**jbianco@hfscompany.com**
**Phone: (210) 816-4784**
**Fax: (210) 881-6808**

REGISTERED COMMUNICATIONS DISTRIBUTION DESIGNER BICSI Paul Remkus BICSI ID # 324731 EXPIRES 12-31-21 RCDD

Construction and Facilities Management

VA U.S. Department of Veterans Affairs

**Drawing Title**
TECHNOLOGY DEMOLITION SIXTH FLOOR PARTIAL PLAN - A

**Approved: Project Director**

**Phase**
100% CONSTRUCTION DOCUMENTS

FULLY SPRINKLERED

**Project Title**
CINCINNATI VAMC EHRM INFRASTRUCTURE UPGRADES

**Location**
3200 VINE ST. CINCINNATI, OH. 45220

**Project Number**
539-21-701

**Building Number**
C1

**Drawing Number**
TD-171-C.1.6

| Issue Date: | Checked By: | Drawn By: |
|---|---|---|
| 04-MAY-2022 | PR | TL |

**Scale:** 1/8" = 1'-0"

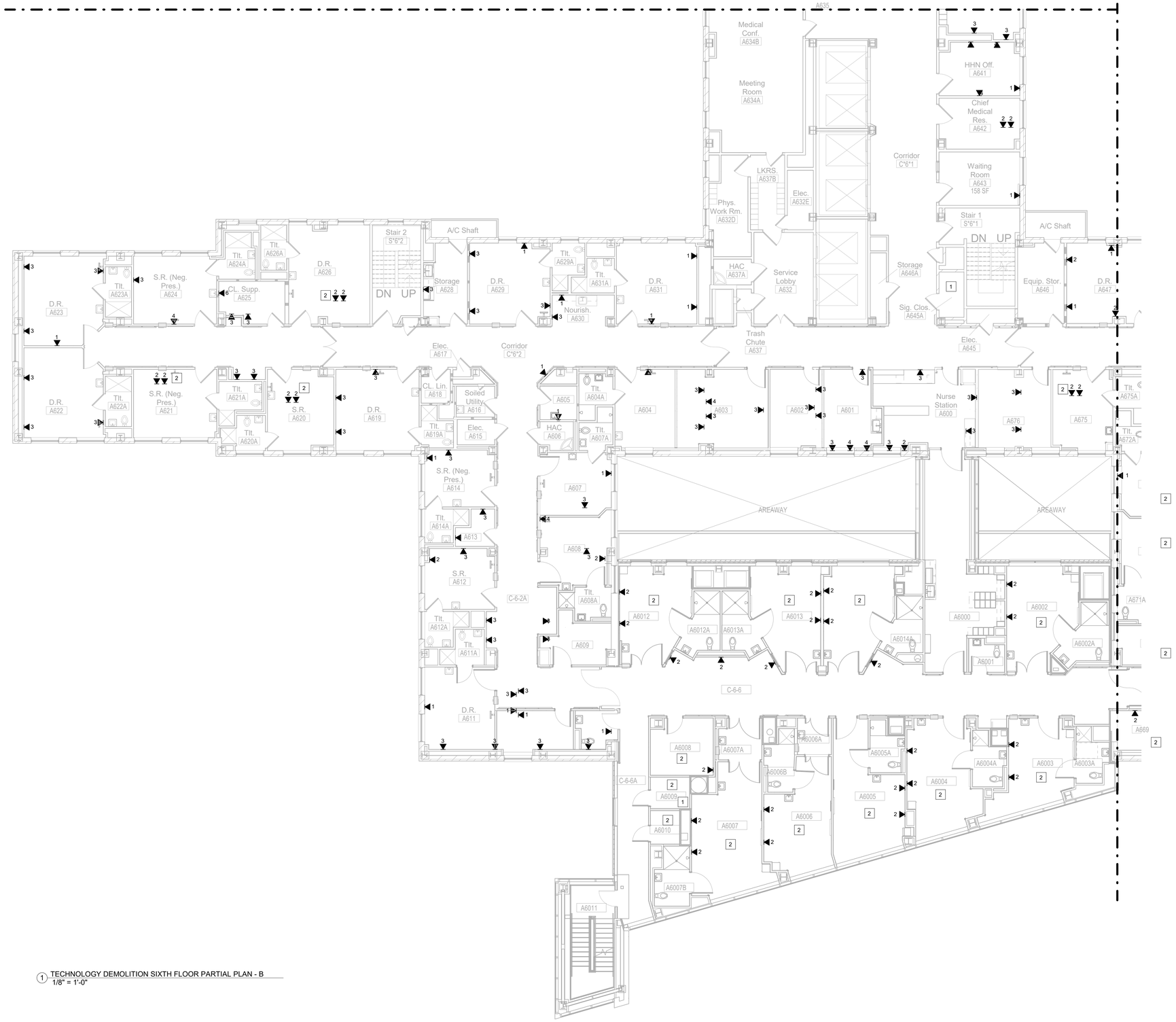


1 TECHNOLOGY DEMOLITION SIXTH FLOOR PARTIAL PLAN - B
1/8" = 1'-0"

## GENERAL NOTES:

1. REFER TO SHEET T-000 FOR GENERAL NOTES AND LEGENDS.
2. EXISTING J-HOOKS SHALL BE RE-USED UNLESS OTHERWISE NOTED.
3. EXISTING TELECOMMUNICATIONS ROOM OR IT CLOSET. CONTRACTOR SHALL DEMO ALL PATCH PANELS AND CABLING RELATED TO THIS PROJECT. CONTRACTOR SHALL REMOVE ALL DATA CABLES FROM THE DEVICE TO THE SOURCE. CONTRACTOR SHALL COORDINATE WITH THE COR PRIOR TO BEGINNING WORK IN EACH TELECOM ROOM (TR) OR IT CLOSET.
4. DO NOT REMOVE ANY WALL MOUNT EQUIPMENT, ELECTRICAL CABLES AND EQUIPMENT, OR ANY CABLING OR DEVICE THAT IS NOT DATA RELATED. COORDINATE WITH COR PRIOR TO REMOVING CABLING FROM WALL FIELDS OR FROM WALL MOUNTED EQUIPMENT.
5. BUILDING AUTOMATION SYSTEMS (BAS), PACS, AND ELECTRONIC SECURITY SYSTEMS CABLES SHALL NOT BE REMOVED. COORDINATE WITH COR TO IDENTIFY BAS, PACS, OR SECURITY CABLES.
6. EXISTING TELECOMMUNICATIONS OUTLET. CONTRACTOR SHALL REMOVE ALL DEVICE FACEPLATES AND MODULAR JACKS. EXISTING OUTLET BOXES AND CONDUITS SHALL BE PRESERVED FOR REUSE.
7. CONTRACTOR SHALL REMOVE ALL DATA CABLES EXCEPT CATEGORY 6A OR UNLESS OTHERWISE NOTED. CONTRACTOR SHALL COORDINATE WITH THE COR PRIOR TO REMOVING CABLES, OUTLETS, FACE PLATES, PATCH PANELS, AND PATCH CABLES.
8. CABLES SHALL NOT BE ABANDONED IN PLACE WITHOUT PRIOR APPROVAL OF THE COR.
9. WHERE CABLES ARE TO BE REMOVED, CONTRACTOR SHALL COMPLETELY REMOVE THE CABLE FROM OUTLET TO PATCH PANEL.
10. CONTRACTOR SHALL REMOVE NON-CATEGORY 6/6A FACE PLATES, MODULAR JACKS, AND PATCH PANELS AFTER CUT OVER TO NEW CATEGORY 6A CABLE PLANT.
11. CABLE SUPPORTS, SUCH AS CABLE TRAYS, OR J-HOOKS, THAT ARE NOT TO BE REUSED SHALL BE PRESERVED FOR REUSE. COORDINATE WITH THE COR PRIOR TO REMOVING CABLE SUPPORTS.
12. NURSE CALL SYSTEM TO BE MAINTAINED IN EXISTING LOCATIONS. CONTRACTOR SHALL COORDINATE NEW EQUIPMENT LOCATION WITH THE COR PRIOR TO MOVING THE NURSE CALL SYSTEM OR BEFORE WALL DEMOLITION BEGINS.

## # KEYED NOTES:

1. EXISTING TELECOMMUNICATIONS ROOM. DEMO ALL PATCH PANELS AND CABLING RELATED TO THE IT/LV PROJECT. DO NOT REMOVE ANY WALL MOUNT EQUIPMENT, ELECTRICAL CABLES AND EQUIPMENT, OR ANY CABLING OR DEVICE THAT IS NOT DATA RELATED. REMOVE ALL IT RELATED CABLES FROM THE DEVICE TO THE SOURCE.
2. EXISTING CONDITIONS WERE NOT OBSERVED. REMOVE ALL IT DATA CABLES FROM THE DEVICE TO THE SOURCE.

TRUE NORTH PLAN NORTH

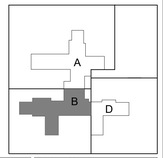


| Description | Date |
|---|---|
| | |

CONSULTANT

Ross&Baruzzini

**LOW VOLTAGE/ IT**
Ross & Baruzzini Inc.
1600 Riveredge Parkway NW
Suite 900
Atlanta, GA 30328

PROJECT MANAGEMENT

HFS COMPANY

8718 Botts Lane
San Antonio, Texas 78217
www.hfscompany.com
jbianco@hfscompany.com
Phone: (210) 816-4784
Fax: (210) 881-6808

REGISTERED COMMUNICATIONS DISTRIBUTION DESIGNER
BICSI
Paul Remke
BICSI ID # 124735
Expires 12-31-21
RCDD

Construction and Facilities Management

VA U.S. Department of Veterans Affairs

**Drawing Title**
TECHNOLOGY DEMOLITION SIXTH FLOOR PARTIAL PLAN - B

**Approved: Project Director**

**Phase**
100% CONSTRUCTION DOCUMENTS

FULLY SPRINKLERED

**Project Title**
CINCINNATI VAMC EHRM INFRASTRUCTURE UPGRADES

**Location**
3200 VINE ST. CINCINNATI, OH. 45220

**Issue Date:** 04-MAY-2022
**Scale:** 1/8" = 1'-0"
**Checked By:** PR
**Drawn By:** TL

**Project Number** 539-21-701
**Building Number** C1
**Drawing Number** TD-172-C.1.6

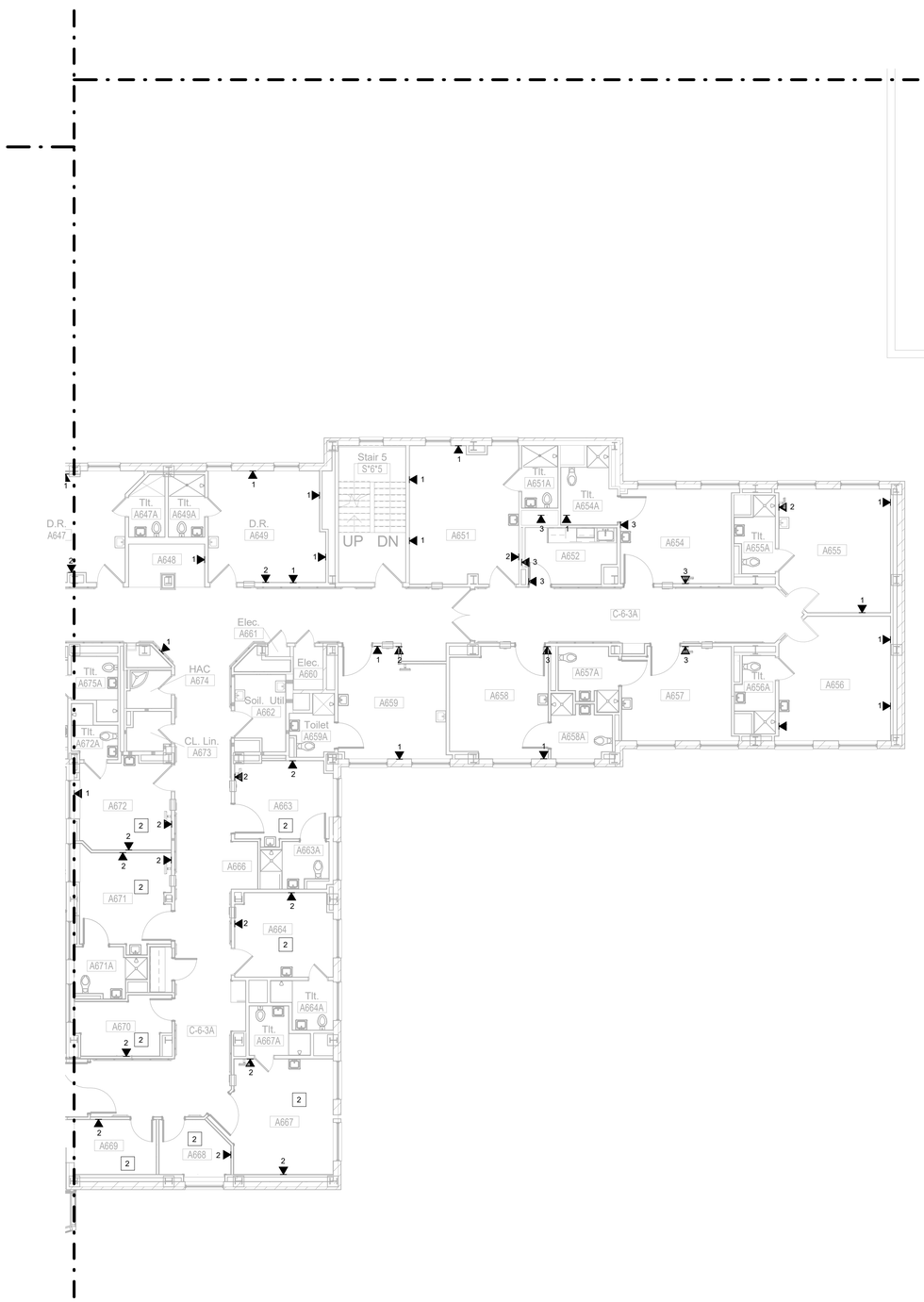


1 TECHNOLOGY DEMOLITION SIXTH FLOOR PARTIAL PLAN - D
1/8" = 1'-0"

## GENERAL NOTES:

1. REFER TO SHEET T-000 FOR GENERAL NOTES AND LEGENDS.
2. EXISTING J-HOOKS SHALL BE RE-USED UNLESS OTHERWISE NOTED.
3. EXISTING TELECOMMUNICATIONS ROOM OR IT CLOSET. CONTRACTOR SHALL DEMO ALL PATCH PANELS AND CABLING RELATED TO THIS PROJECT. CONTRACTOR SHALL REMOVE ALL DATA CABLES FROM THE DEVICE TO THE SOURCE. CONTRACTOR SHALL COORDINATE WITH THE COR PRIOR TO BEGINNING WORK IN EACH TELECOM ROOM (TR) OR IT CLOSET.
4. DO NOT REMOVE ANY WALL MOUNT EQUIPMENT, ELECTRICAL CABLES AND EQUIPMENT, OR ANY CABLING OR DEVICE THAT IS NOT DATA RELATED. COORDINATE WITH COR PRIOR TO REMOVING CABLING FROM WALL FIELDS OR FROM WALL MOUNTED EQUIPMENT.
5. BUILDING AUTOMATION SYSTEMS (BAS), PACS, AND ELECTRONIC SECURITY SYSTEMS CABLES SHALL NOT BE REMOVED. COORDINATE WITH COR TO IDENTIFY BAS, PACS, OR SECURITY CABLES.
6. EXISTING TELECOMMUNICATIONS OUTLET. CONTRACTOR SHALL REMOVE ALL DEVICE FACEPLATES AND MODULAR JACKS. EXISTING OUTLET BOXES AND CONDUITS SHALL BE PRESERVED FOR REUSE.
7. CONTRACTOR SHALL REMOVE ALL DATA CABLES EXCEPT CATEGORY 6A OR UNLESS OTHERWISE NOTED. CONTRACTOR SHALL COORDINATE WITH THE COR PRIOR TO REMOVING CABLES, OUTLETS, FACE PLATES, PATCH PANELS, AND PATCH CABLES.
8. CABLES SHALL NOT BE ABANDONED IN PLACE WITHOUT PRIOR APPROVAL OF THE COR.
9. WHERE CABLES ARE TO BE REMOVED, CONTRACTOR SHALL COMPLETELY REMOVE THE CABLE FROM OUTLET TO PATCH PANEL.
10. CONTRACTOR SHALL REMOVE NON-CATEGORY 6/6A FACE PLATES, MODULAR JACKS, AND PATCH PANELS AFTER CUT OVER TO NEW CATEGORY 6A CABLE PLANT.
11. CABLE SUPPORTS, SUCH AS CABLE TRAYS, OR J-HOOKS, THAT ARE NOT TO BE REUSED SHALL BE PRESERVED FOR REUSE. COORDINATE WITH THE COR PRIOR TO REMOVING CABLE SUPPORTS.
12. NURSE CALL SYSTEM TO BE MAINTAINED IN EXISTING LOCATIONS. CONTRACTOR SHALL COORDINATE NEW EQUIPMENT LOCATION WITH THE COR PRIOR TO MOVING THE NURSE CALL SYSTEM OR BEFORE WALL DEMOLITION BEGINS.

## # KEYED NOTES:

1. EXISTING TELECOMMUNICATIONS ROOM. DEMO ALL PATCH PANELS AND CABLING RELATED TO THE IT/LV PROJECT. DO NOT REMOVE ANY WALL MOUNT EQUIPMENT, ELECTRICAL CABLES AND EQUIPMENT, OR ANY CABLING OR DEVICE THAT IS NOT DATA RELATED. REMOVE ALL IT RELATED CABLES FROM THE DEVICE TO THE SOURCE.
2. EXISTING CONDITIONS WERE NOT OBSERVED. REMOVE ALL IT DATA CABLES FROM THE DEVICE TO THE SOURCE.

TRUE NORTH PLAN NORTH

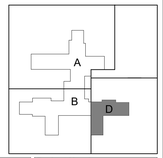


| Description | Date |
|---|---|
| | |

CONSULTANT

Ross&Baruzzini

**LOW VOLTAGE/ IT**
Ross & Baruzzini Inc.
1600 Riveredge Parkway NW
Suite 900
Atlanta, GA 30328

PROJECT MANAGEMENT

HFS COMPANY

**8718 Botts Lane**
**San Antonio, Texas 78217**
**www.hfscompany.com**
**jbianco@hfscompany.com**
**Phone: (210) 816-4784**
**Fax: (210) 881-6808**

REGISTERED COMMUNICATIONS DISTRIBUTION DESIGNER BICSI Phil Remke BICSI ID # 124735 EXPIRES 12-31-25 RCDD

Construction and Facilities Management

VA U.S. Department of Veterans Affairs

**Drawing Title**
TECHNOLOGY DEMOLITION SIXTH FLOOR PARTIAL PLAN - D

**Approved: Project Director**

**Phase**
100% CONSTRUCTION DOCUMENTS

FULLY SPRINKLERED

**Project Title**
CINCINNATI VAMC EHRM INFRASTRUCTURE UPGRADES

**Location** 3200 VINE ST. CINCINNATI, OH. 45220

**Issue Date:** 04-MAY-2022
**Scale:** 1/8" = 1'-0"
**Checked By:** PR
**Drawn By:** TL

**Project Number** 539-21-701
**Building Number** C1
**Drawing Number** TD-173-C.1.6

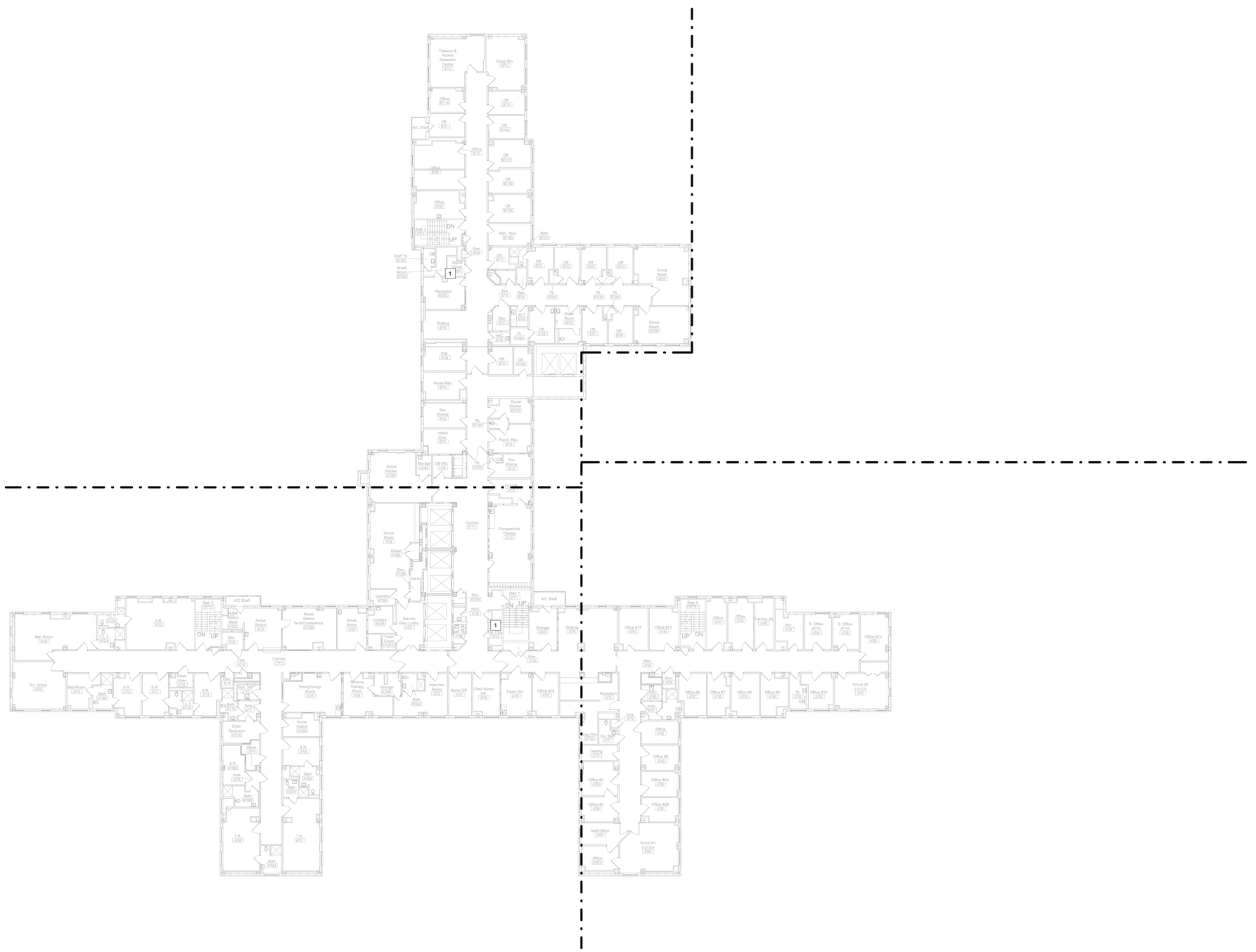


1 TECHNOLOGY DEMOLITION SEVENTH FLOOR OVERALL PLAN
1/16" = 1'-0"

## GENERAL NOTES:

1. REFER TO SHEET T-000 FOR GENERAL NOTES AND LEGENDS.
2. EXISTING J-HOOKS SHALL BE RE-USED UNLESS OTHERWISE NOTED.
3. EXISTING TELECOMMUNICATIONS ROOM OR IT CLOSET. CONTRACTOR SHALL DEMO ALL PATCH PANELS AND CABLING RELATED TO THIS PROJECT. CONTRACTOR SHALL REMOVE ALL DATA CABLES FROM THE DEVICE TO THE SOURCE. CONTRACTOR SHALL COORDINATE WITH THE COR PRIOR TO BEGINNING WORK IN EACH TELECOM ROOM (TR) OR IT CLOSET.
4. DO NOT REMOVE ANY WALL MOUNT EQUIPMENT, ELECTRICAL CABLES AND EQUIPMENT, OR ANY CABLING OR DEVICE THAT IS NOT DATA RELATED. COORDINATE WITH COR PRIOR TO REMOVING CABLING FROM WALL FIELDS OR FROM WALL MOUNTED EQUIPMENT.
5. BUILDING AUTOMATION SYSTEMS (BAS), PACS, AND ELECTRONIC SECURITY SYSTEMS CABLES SHALL NOT BE REMOVED. COORDINATE WITH COR TO IDENTIFY BAS, PACS, OR SECURITY CABLES.
6. EXISTING TELECOMMUNICATIONS OUTLET. CONTRACTOR SHALL REMOVE ALL DEVICE FACEPLATES AND MODULAR JACKS. EXISTING OUTLET BOXES AND CONDUITS SHALL BE PRESERVED FOR REUSE.
7. CONTRACTOR SHALL REMOVE ALL DATA CABLES EXCEPT CATEGORY 6A OR UNLESS OTHERWISE NOTED. CONTRACTOR SHALL COORDINATE WITH THE COR PRIOR TO REMOVING CABLES, OUTLETS, FACE PLATES, PATCH PANELS, AND PATCH CABLES.
8. CABLES SHALL NOT BE ABANDONED IN PLACE WITHOUT PRIOR APPROVAL OF THE COR.
9. WHERE CABLES ARE TO BE REMOVED, CONTRACTOR SHALL COMPLETELY REMOVE THE CABLE FROM OUTLET TO PATCH PANEL.
10. CONTRACTOR SHALL REMOVE NON-CATEGORY 6/6A FACE PLATES, MODULAR JACKS, AND PATCH PANELS AFTER CUT OVER TO NEW CATEGORY 6A CABLE PLANT.
11. CABLE SUPPORTS, SUCH AS CABLE TRAYS, OR J-HOOKS, THAT ARE NOT TO BE REUSED SHALL BE PRESERVED FOR REUSE. COORDINATE WITH THE COR PRIOR TO REMOVING CABLE SUPPORTS.
12. NURSE CALL SYSTEM TO BE MAINTAINED IN EXISTING LOCATIONS. CONTRACTOR SHALL COORDINATE NEW EQUIPMENT LOCATION WITH THE COR PRIOR TO MOVING THE NURSE CALL SYSTEM OR BEFORE WALL DEMOLITION BEGINS.

## # KEYED NOTES:

1. EXISTING TELECOMMUNICATIONS ROOM. DEMO ALL PATCH PANELS AND CABLING RELATED TO THE IT/LV PROJECT. DO NOT REMOVE ANY WALL MOUNT EQUIPMENT, ELECTRICAL CABLES AND EQUIPMENT, OR ANY CABLING OR DEVICE THAT IS NOT DATA RELATED. REMOVE ALL IT RELATED CABLES FROM THE DEVICE TO THE SOURCE. REMOVE ALL CABLE TRAY ORIGINATING FROM THIS SPACE. TO AFFORD CEILING SPACE AND ACCOMIDATE PHASING OF NEW PATHWAY CREATION, PLACE ALL CABLING WITHIN EXISTING CABLE TRAYS IN J-HOOK SUPPORTS ON EXISTING THREADED ROD SUPPORTS.

TRUE NORTH PLAN NORTH

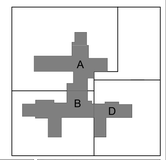


| Description | Date |
|---|---|
| | |

CONSULTANT

Ross&Baruzzini

**LOW VOLTAGE/ IT**
Ross & Baruzzini Inc.
1600 Riveredge Parkway NW
Suite 900
Atlanta, GA 30328

PROJECT MANAGEMENT

HFS COMPANY
**8718 Botts Lane**
**San Antonio, Texas 78217**
**www.hfscompany.com**
**jbianco@hfscompany.com**
**Phone: (210) 816-4784**
**Fax: (210) 881-6808**

REGISTERED COMMUNICATIONS DISTRIBUTION DESIGNER BICSI Paul Remka RCDD BICSI ID # 124731 EXPIRES 12-31-21

Construction and Facilities Management

VA U.S. Department of Veterans Affairs

**Drawing Title**
TECHNOLOGY DEMOLITION SEVENTH FLOOR OVERALL PLAN

**Approved: Project Director**

**Phase**
100% CONSTRUCTION DOCUMENTS

FULLY SPRINKLERED

**Project Title**
CINCINNATI VAMC EHRM INFRASTRUCTURE UPGRADES

**Location**
3200 VINE ST. CINCINNATI, OH. 45220

**Issue Date:** 04-MAY-2022
**Scale:** 1/16" = 1'-0"
**Checked By:** PR
**Drawn By:** TL

**Project Number** 539-21-701
**Building Number** C1
**Drawing Number** TD-180-C.1.7

1 TECHNOLOGY DEMOLITION SEVENTH FLOOR PARTIAL PLAN - A
1/8" = 1'-0"

## GENERAL NOTES:

1. REFER TO SHEET T-000 FOR GENERAL NOTES AND LEGENDS.
2. EXISTING J-HOOKS SHALL BE RE-USED UNLESS OTHERWISE NOTED.
3. EXISTING TELECOMMUNICATIONS ROOM OR IT CLOSET. CONTRACTOR SHALL DEMO ALL PATCH PANELS AND CABLING RELATED TO THIS PROJECT. CONTRACTOR SHALL REMOVE ALL DATA CABLES FROM THE DEVICE TO THE SOURCE. CONTRACTOR SHALL COORDINATE WITH THE COR PRIOR TO BEGINNING WORK IN EACH TELECOM ROOM (TR) OR IT CLOSET.
4. DO NOT REMOVE ANY WALL MOUNT EQUIPMENT, ELECTRICAL CABLES AND EQUIPMENT, OR ANY CABLING OR DEVICE THAT IS NOT DATA RELATED. COORDINATE WITH COR PRIOR TO REMOVING CABLING FROM WALL FIELDS OR FROM WALL MOUNTED EQUIPMENT.
5. BUILDING AUTOMATION SYSTEMS (BAS), PACS, AND ELECTRONIC SECURITY SYSTEMS CABLES SHALL NOT BE REMOVED. COORDINATE WITH COR TO IDENTIFY BAS, PACS, OR SECURITY CABLES.
6. EXISTING TELECOMMUNICATIONS OUTLET. CONTRACTOR SHALL REMOVE ALL DEVICE FACEPLATES AND MODULAR JACKS. EXISTING OUTLET BOXES AND CONDUITS SHALL BE PRESERVED FOR REUSE.
7. CONTRACTOR SHALL REMOVE ALL DATA CABLES EXCEPT CATEGORY 6A OR UNLESS OTHERWISE NOTED. CONTRACTOR SHALL COORDINATE WITH THE COR PRIOR TO REMOVING CABLES, OUTLETS, FACE PLATES, PATCH PANELS, AND PATCH CABLES.
8. CABLES SHALL NOT BE ABANDONED IN PLACE WITHOUT PRIOR APPROVAL OF THE COR.
9. WHERE CABLES ARE TO BE REMOVED, CONTRACTOR SHALL COMPLETELY REMOVE THE CABLE FROM OUTLET TO PATCH PANEL.
10. CONTRACTOR SHALL REMOVE NON-CATEGORY 6/6A FACE PLATES, MODULAR JACKS, AND PATCH PANELS AFTER CUT OVER TO NEW CATEGORY 6A CABLE PLANT.
11. CABLE SUPPORTS, SUCH AS CABLE TRAYS, OR J-HOOKS, THAT ARE NOT TO BE REUSED SHALL BE PRESERVED FOR REUSE. COORDINATE WITH THE COR PRIOR TO REMOVING CABLE SUPPORTS.
12. NURSE CALL SYSTEM TO BE MAINTAINED IN EXISTING LOCATIONS. CONTRACTOR SHALL COORDINATE NEW EQUIPMENT LOCATION WITH THE COR PRIOR TO MOVING THE NURSE CALL SYSTEM OR BEFORE WALL DEMOLITION BEGINS.

## # KEYED NOTES:

1. EXISTING TELECOMMUNICATIONS ROOM. DEMO ALL PATCH PANELS AND CABLING RELATED TO THE IT/LV PROJECT. DO NOT REMOVE ANY WALL MOUNT EQUIPMENT, ELECTRICAL CABLES AND EQUIPMENT, OR ANY CABLING OR DEVICE THAT IS NOT DATA RELATED. REMOVE ALL IT RELATED CABLES FROM THE DEVICE TO THE SOURCE.
2. EXISTING CONDITIONS WERE NOT OBSERVED. REMOVE ALL IT DATA CABLES FROM THE DEVICE TO THE SOURCE.

TRUE NORTH PLAN NORTH

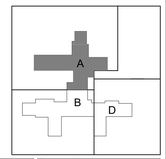


| Description | Date |
|---|---|
| | |

CONSULTANT

Ross&Baruzzini

**LOW VOLTAGE/ IT**
Ross & Baruzzini Inc.
1600 Riveredge Parkway NW
Suite 900
Atlanta, GA 30328

PROJECT MANAGEMENT

HFS COMPANY
8718 Botts Lane
San Antonio, Texas 78217
www.hfscompany.com
jbianco@hfscompany.com
Phone: (210) 816-4784
Fax: (210) 881-6808

BICSI REGISTERED COMMUNICATIONS DISTRIBUTION DESIGNER RCDD
Paul Remka
BICSI ID # 324731
EXPIRES 12-31-22

Construction and Facilities Management

VA U.S. Department of Veterans Affairs

**Drawing Title**
TECHNOLOGY DEMOLITION SEVENTH FLOOR PARTIAL PLAN - A

**Approved: Project Director**

**Phase**
100% CONSTRUCTION DOCUMENTS

FULLY SPRINKLERED

**Project Title**
CINCINNATI VAMC EHRM INFRASTRUCTURE UPGRADES

**Location**
3200 VINE ST. CINCINNATI, OH. 45220

**Project Number**
539-21-701

**Building Number**
C1

**Drawing Number**
TD-181-C.1.7

**Issue Date:** 04-MAY-2022
**Scale:** 1/8" = 1'-0"
**Checked By:** PR
**Drawn By:** TL

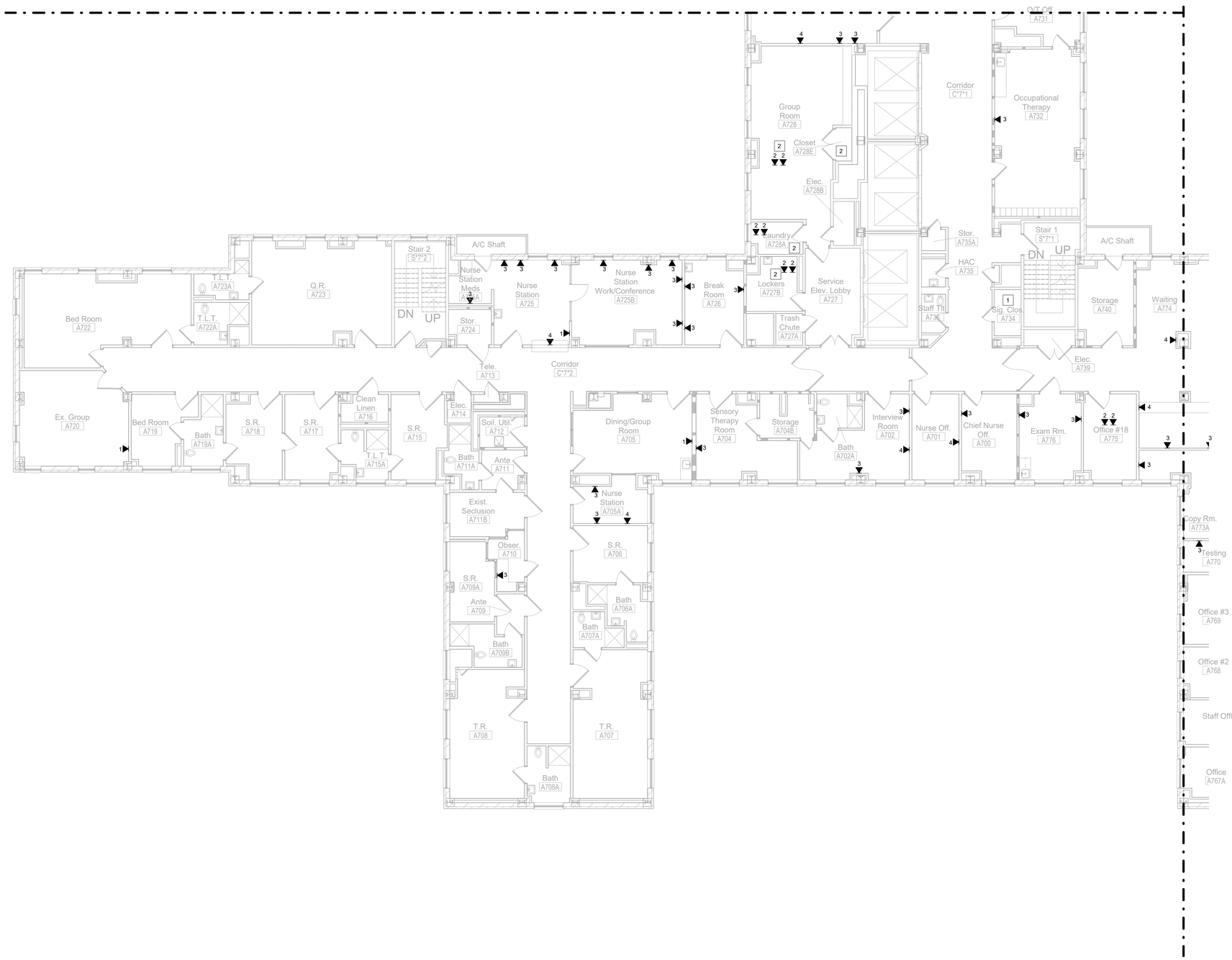


1 TECHNOLOGY DEMOLITION SEVENTH FLOOR PARTIAL PLAN - B
1/8" = 1'-0"

## GENERAL NOTES:

1. REFER TO SHEET T-000 FOR GENERAL NOTES AND LEGENDS.
2. EXISTING J-HOOKS SHALL BE RE-USED UNLESS OTHERWISE NOTED.
3. EXISTING TELECOMMUNICATIONS ROOM OR IT CLOSET. CONTRACTOR SHALL DEMO ALL PATCH PANELS AND CABLING RELATED TO THIS PROJECT. CONTRACTOR SHALL REMOVE ALL DATA CABLES FROM THE DEVICE TO THE SOURCE. CONTRACTOR SHALL COORDINATE WITH THE COR PRIOR TO BEGINNING WORK IN EACH TELECOM ROOM (TR) OR IT CLOSET.
4. DO NOT REMOVE ANY WALL MOUNT EQUIPMENT, ELECTRICAL CABLES AND EQUIPMENT, OR ANY CABLING OR DEVICE THAT IS NOT DATA RELATED. COORDINATE WITH COR PRIOR TO REMOVING CABLING FROM WALL FIELDS OR FROM WALL MOUNTED EQUIPMENT.
5. BUILDING AUTOMATION SYSTEMS (BAS), PACS, AND ELECTRONIC SECURITY SYSTEMS CABLES SHALL NOT BE REMOVED. COORDINATE WITH COR TO IDENTIFY BAS, PACS, OR SECURITY CABLES.
6. EXISTING TELECOMMUNICATIONS OUTLET. CONTRACTOR SHALL REMOVE ALL DEVICE FACEPLATES AND MODULAR JACKS. EXISTING OUTLET BOXES AND CONDUITS SHALL BE PRESERVED FOR REUSE.
7. CONTRACTOR SHALL REMOVE ALL DATA CABLES EXCEPT CATEGORY 6A OR UNLESS OTHERWISE NOTED. CONTRACTOR SHALL COORDINATE WITH THE COR PRIOR TO REMOVING CABLES, OUTLETS, FACE PLATES, PATCH PANELS, AND PATCH CABLES.
8. CABLES SHALL NOT BE ABANDONED IN PLACE WITHOUT PRIOR APPROVAL OF THE COR.
9. WHERE CABLES ARE TO BE REMOVED, CONTRACTOR SHALL COMPLETELY REMOVE THE CABLE FROM OUTLET TO PATCH PANEL.
10. CONTRACTOR SHALL REMOVE NON-CATEGORY 6/6A FACE PLATES, MODULAR JACKS, AND PATCH PANELS AFTER CUT OVER TO NEW CATEGORY 6A CABLE PLANT.
11. CABLE SUPPORTS, SUCH AS CABLE TRAYS, OR J-HOOKS, THAT ARE NOT TO BE REUSED SHALL BE PRESERVED FOR REUSE. COORDINATE WITH THE COR PRIOR TO REMOVING CABLE SUPPORTS.
12. NURSE CALL SYSTEM TO BE MAINTAINED IN EXISTING LOCATIONS. CONTRACTOR SHALL COORDINATE NEW EQUIPMENT LOCATION WITH THE COR PRIOR TO MOVING THE NURSE CALL SYSTEM OR BEFORE WALL DEMOLITION BEGINS.

## # KEYED NOTES:

1. EXISTING TELECOMMUNICATIONS ROOM. DEMO ALL PATCH PANELS AND CABLING RELATED TO THE IT/LV PROJECT. DO NOT REMOVE ANY WALL MOUNT EQUIPMENT, ELECTRICAL CABLES AND EQUIPMENT, OR ANY CABLING OR DEVICE THAT IS NOT DATA RELATED. REMOVE ALL IT RELATED CABLES FROM THE DEVICE TO THE SOURCE.
2. EXISTING CONDITIONS WERE NOT OBSERVED. REMOVE ALL IT DATA CABLES FROM THE DEVICE TO THE SOURCE.

TRUE NORTH PLAN NORTH

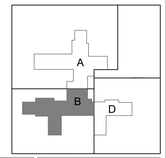


| Description | Date |
|---|---|
| | |

CONSULTANT

Ross&Baruzzini

**LOW VOLTAGE/ IT**
Ross & Baruzzini Inc.
1600 Riveredge Parkway NW
Suite 900
Atlanta, GA 30328

PROJECT MANAGEMENT

HFS COMPANY

**8718 Botts Lane**
**San Antonio, Texas 78217**
**www.hfscompany.com**
**jbianco@hfscompany.com**
**Phone: (210) 816-4784**
**Fax: (210) 881-6808**

REGISTERED COMMUNICATIONS DISTRIBUTION DESIGNER BICSI Paul Remke BICSI ID # 124731 EXPIRES 12-31-21 RCDD

Construction and Facilities Management

VA U.S. Department of Veterans Affairs

**Drawing Title**
TECHNOLOGY DEMOLITION SEVENTH FLOOR PARTIAL PLAN - B

**Approved: Project Director**

**Phase**
100% CONSTRUCTION DOCUMENTS

FULLY SPRINKLERED

**Project Title**
CINCINNATI VAMC EHRM INFRASTRUCTURE UPGRADES

**Location**
3200 VINE ST. CINCINNATI, OH. 45220

**Issue Date:** 04-MAY-2022
**Scale:** 1/8" = 1'-0"
**Checked By:** PR
**Drawn By:** TL

**Project Number** 539-21-701
**Building Number** C1
**Drawing Number** TD-182-C.1.7

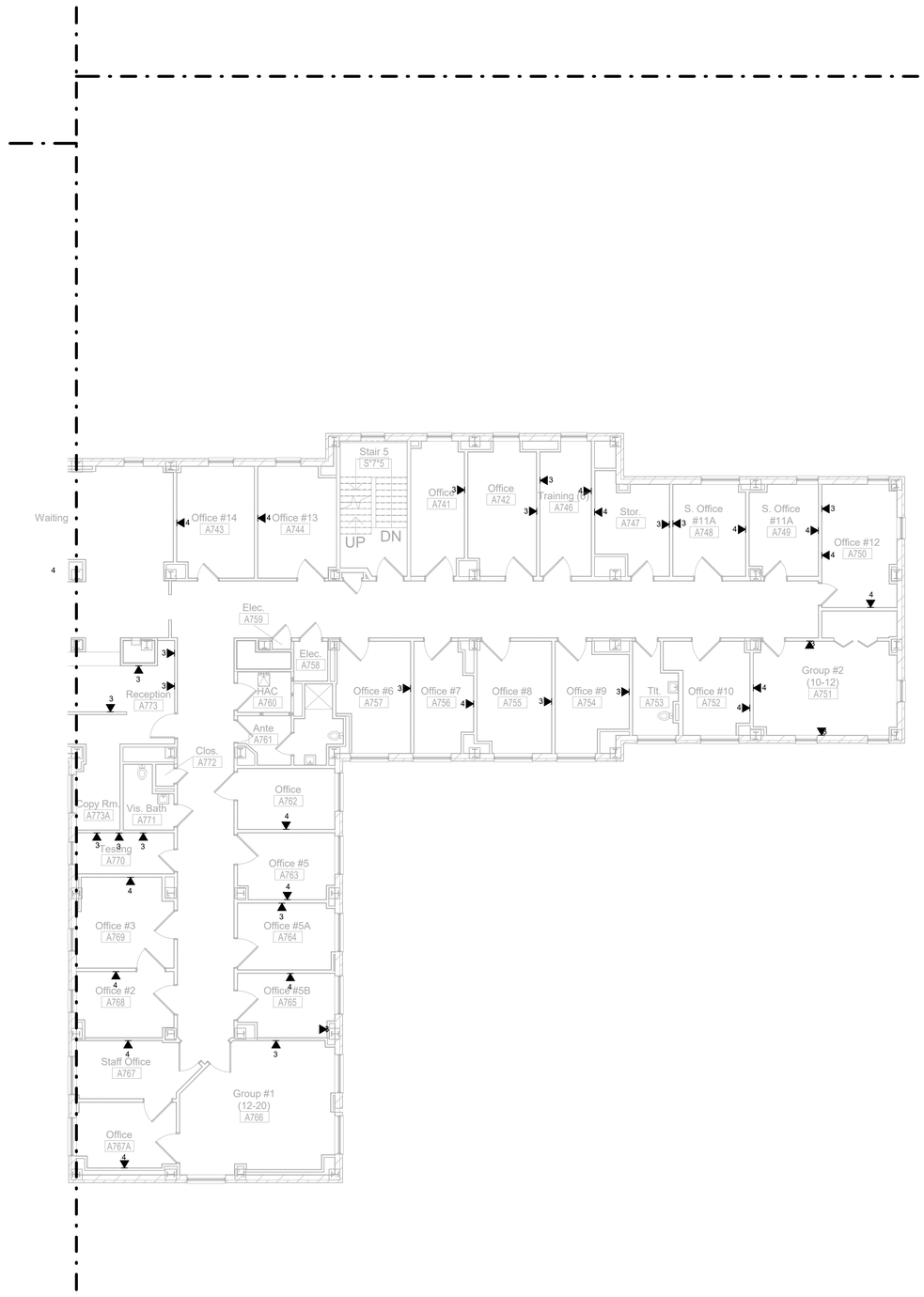


1 TECHNOLOGY DEMOLITION SEVENTH FLOOR PARTIAL PLAN - D
1/8" = 1'-0"

## GENERAL NOTES:

1. REFER TO SHEET T-000 FOR GENERAL NOTES AND LEGENDS.
2. EXISTING J-HOOKS SHALL BE RE-USED UNLESS OTHERWISE NOTED.
3. EXISTING TELECOMMUNICATIONS ROOM OR IT CLOSET. CONTRACTOR SHALL DEMO ALL PATCH PANELS AND CABLING RELATED TO THIS PROJECT. CONTRACTOR SHALL REMOVE ALL DATA CABLES FROM THE DEVICE TO THE SOURCE. CONTRACTOR SHALL COORDINATE WITH THE COR PRIOR TO BEGINNING WORK IN EACH TELECOM ROOM (TR) OR IT CLOSET.
4. DO NOT REMOVE ANY WALL MOUNT EQUIPMENT, ELECTRICAL CABLES AND EQUIPMENT, OR ANY CABLING OR DEVICE THAT IS NOT DATA RELATED. COORDINATE WITH COR PRIOR TO REMOVING CABLING FROM WALL FIELDS OR FROM WALL MOUNTED EQUIPMENT.
5. BUILDING AUTOMATION SYSTEMS (BAS), PACS, AND ELECTRONIC SECURITY SYSTEMS CABLES SHALL NOT BE REMOVED. COORDINATE WITH COR TO IDENTIFY BAS, PACS, OR SECURITY CABLES.
6. EXISTING TELECOMMUNICATIONS OUTLET. CONTRACTOR SHALL REMOVE ALL DEVICE FACEPLATES AND MODULAR JACKS. EXISTING OUTLET BOXES AND CONDUITS SHALL BE PRESERVED FOR REUSE.
7. CONTRACTOR SHALL REMOVE ALL DATA CABLES EXCEPT CATEGORY 6A OR UNLESS OTHERWISE NOTED. CONTRACTOR SHALL COORDINATE WITH THE COR PRIOR TO REMOVING CABLES, OUTLETS, FACE PLATES, PATCH PANELS, AND PATCH CABLES.
8. CABLES SHALL NOT BE ABANDONED IN PLACE WITHOUT PRIOR APPROVAL OF THE COR.
9. WHERE CABLES ARE TO BE REMOVED, CONTRACTOR SHALL COMPLETELY REMOVE THE CABLE FROM OUTLET TO PATCH PANEL.
10. CONTRACTOR SHALL REMOVE NON-CATEGORY 6/6A FACE PLATES, MODULAR JACKS, AND PATCH PANELS AFTER CUT OVER TO NEW CATEGORY 6A CABLE PLANT.
11. CABLE SUPPORTS, SUCH AS CABLE TRAYS, OR J-HOOKS, THAT ARE NOT TO BE REUSED SHALL BE PRESERVED FOR REUSE. COORDINATE WITH THE COR PRIOR TO REMOVING CABLE SUPPORTS.
12. NURSE CALL SYSTEM TO BE MAINTAINED IN EXISTING LOCATIONS. CONTRACTOR SHALL COORDINATE NEW EQUIPMENT LOCATION WITH THE COR PRIOR TO MOVING THE NURSE CALL SYSTEM OR BEFORE WALL DEMOLITION BEGINS.

## # KEYED NOTES:

1. EXISTING TELECOMMUNICATIONS ROOM. DEMO ALL PATCH PANELS AND CABLING RELATED TO THE IT/LV PROJECT. DO NOT REMOVE ANY WALL MOUNT EQUIPMENT, ELECTRICAL CABLES AND EQUIPMENT, OR ANY CABLING OR DEVICE THAT IS NOT DATA RELATED. REMOVE ALL IT RELATED CABLES FROM THE DEVICE TO THE SOURCE.
2. EXISTING CONDITIONS WERE NOT OBSERVED. REMOVE ALL IT DATA CABLES FROM THE DEVICE TO THE SOURCE.

TRUE NORTH PLAN NORTH

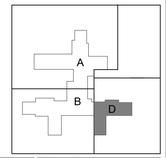


| Description | Date |
|---|---|
| | |

CONSULTANT

Ross&Baruzzini

**LOW VOLTAGE/ IT**
Ross & Baruzzini Inc.
1600 Riveredge Parkway NW
Suite 900
Atlanta, GA 30328

PROJECT MANAGEMENT

HFS COMPANY

8718 Botts Lane
San Antonio, Texas 78217
www.hfscompany.com
jbianco@hfscompany.com
Phone: (210) 816-4784
Fax: (210) 881-6808

REGISTERED COMMUNICATIONS DISTRIBUTION DESIGNER BICSI Paul Remke BICSI ID # 324731 EXPIRES 12-31-23 RCDD

Construction and Facilities Management

VA U.S. Department of Veterans Affairs

| | | | | |
|---|---|---|---|---|
| Drawing Title: TECHNOLOGY DEMOLITION SEVENTH FLOOR PARTIAL PLAN - D | Phase: 100% CONSTRUCTION DOCUMENTS | Project Title: CINCINNATI VAMC EHRM INFRASTRUCTURE UPGRADES | | Project Number: 539-21-701 |
| | | | | Building Number: C1 |
| Approved: Project Director | FULLY SPRINKLERED | Location: 3200 VINE ST. CINCINNATI, OH. 45220 | | Drawing Number: TD-183-C.1.7 |
| | | Issue Date: 04-MAY-2022 | Checked By: PR | Drawn By: TL |
| | | Scale: 1/8" = 1'-0" | | |

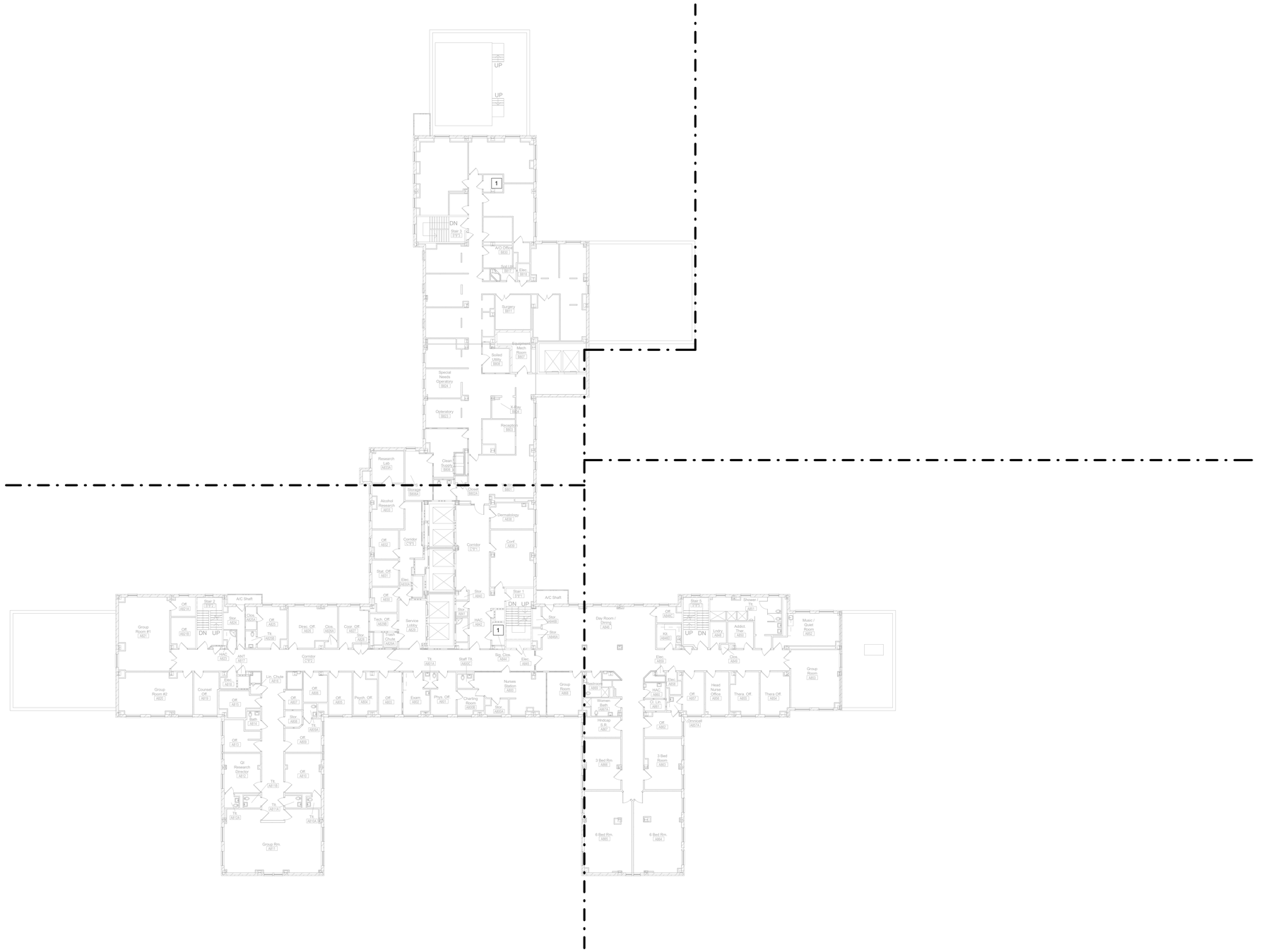


1 TECHNOLOGY DEMOLITION EIGHTH FLOOR OVERALL PLAN
1/16" = 1'-0"

## GENERAL NOTES:

1. REFER TO SHEET T-000 FOR GENERAL NOTES AND LEGENDS.
2. EXISTING J-HOOKS SHALL BE RE-USED UNLESS OTHERWISE NOTED.
3. EXISTING TELECOMMUNICATIONS ROOM OR IT CLOSET. CONTRACTOR SHALL DEMO ALL PATCH PANELS AND CABLING RELATED TO THIS PROJECT. CONTRACTOR SHALL REMOVE ALL DATA CABLES FROM THE DEVICE TO THE SOURCE. CONTRACTOR SHALL COORDINATE WITH THE COR PRIOR TO BEGINNING WORK IN EACH TELECOM ROOM (TR) OR IT CLOSET.
4. DO NOT REMOVE ANY WALL MOUNT EQUIPMENT, ELECTRICAL CABLES AND EQUIPMENT, OR ANY CABLING OR DEVICE THAT IS NOT DATA RELATED. COORDINATE WITH COR PRIOR TO REMOVING CABLING FROM WALL FIELDS OR FROM WALL MOUNTED EQUIPMENT.
5. BUILDING AUTOMATION SYSTEMS (BAS), PACS, AND ELECTRONIC SECURITY SYSTEMS CABLES SHALL NOT BE REMOVED. COORDINATE WITH COR TO IDENTIFY BAS, PACS, OR SECURITY CABLES.
6. EXISTING TELECOMMUNICATIONS OUTLET. CONTRACTOR SHALL REMOVE ALL DEVICE FACEPLATES AND MODULAR JACKS. EXISTING OUTLET BOXES AND CONDUITS SHALL BE PRESERVED FOR REUSE.
7. CONTRACTOR SHALL REMOVE ALL DATA CABLES EXCEPT CATEGORY 6A OR UNLESS OTHERWISE NOTED. CONTRACTOR SHALL COORDINATE WITH THE COR PRIOR TO REMOVING CABLES, OUTLETS, FACE PLATES, PATCH PANELS, AND PATCH CABLES.
8. CABLES SHALL NOT BE ABANDONED IN PLACE WITHOUT PRIOR APPROVAL OF THE COR.
9. WHERE CABLES ARE TO BE REMOVED, CONTRACTOR SHALL COMPLETELY REMOVE THE CABLE FROM OUTLET TO PATCH PANEL.
10. CONTRACTOR SHALL REMOVE NON-CATEGORY 6/6A FACE PLATES, MODULAR JACKS, AND PATCH PANELS AFTER CUT OVER TO NEW CATEGORY 6A CABLE PLANT.
11. CABLE SUPPORTS, SUCH AS CABLE TRAYS, OR J-HOOKS, THAT ARE NOT TO BE REUSED SHALL BE PRESERVED FOR REUSE. COORDINATE WITH THE COR PRIOR TO REMOVING CABLE SUPPORTS.
12. NURSE CALL SYSTEM TO BE MAINTAINED IN EXISTING LOCATIONS. CONTRACTOR SHALL COORDINATE NEW EQUIPMENT LOCATION WITH THE COR PRIOR TO MOVING THE NURSE CALL SYSTEM OR BEFORE WALL DEMOLITION BEGINS.

## # KEYED NOTES:

1. EXISTING TELECOMMUNICATIONS ROOM. DEMO ALL PATCH PANELS AND CABLING RELATED TO THE IT/LV PROJECT. DO NOT REMOVE ANY WALL MOUNT EQUIPMENT, ELECTRICAL CABLES AND EQUIPMENT, OR ANY CABLING OR DEVICE THAT IS NOT DATA RELATED. REMOVE ALL IT RELATED CABLES FROM THE DEVICE TO THE SOURCE. REMOVE ALL CABLE TRAY ORIGINATING FROM THIS SPACE. TO AFFORD CEILING SPACE AND ACCOMIDATE PHASING OF NEW PATHWAY CREATION, PLACE ALL CABLING WITHIN EXISTING CABLE TRAYS IN J-HOOK SUPPORTS ON EXISTING THREADED ROD SUPPORTS.

TRUE NORTH PLAN NORTH

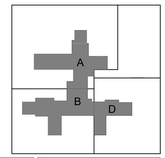


| Description | Date |
|---|---|
| | |

CONSULTANT

Ross&Baruzzini

**LOW VOLTAGE/ IT**
Ross & Baruzzini Inc.
1600 Riveredge Parkway NW
Suite 900
Atlanta, GA 30328

PROJECT MANAGEMENT

HFS COMPANY

8718 Botts Lane
San Antonio, Texas 78217
www.hfscompany.com
jbianco@hfscompany.com
Phone: (210) 816-4784
Fax: (210) 881-6808

REGISTERED COMMUNICATIONS DISTRIBUTION DESIGNER
BICSI
Paul Remke
BICSI ID # 124735
Expires 12-31-25
RCDD

Construction and Facilities Management

VA U.S. Department of Veterans Affairs

Drawing Title: TECHNOLOGY DEMOLITION EIGHTH FLOOR OVERALL PLAN

Approved: Project Director

Phase: 100% CONSTRUCTION DOCUMENTS

FULLY SPRINKLERED

Project Title: CINCINNATI VAMC EHRM INFRASTRUCTURE UPGRADES

Location: 3200 VINE ST. CINCINNATI, OH. 45220

Issue Date: 04-MAY-2022
Scale: 1/16" = 1'-0"
Checked By: PR
Drawn By: TL

Project Number: 539-21-701
Building Number: C1
Drawing Number: TD-190-C.1.8

1 TECHNOLOGY DEMOLITION EIGHTH FLOOR PARTIAL PLAN - A
1/8" = 1'-0"

## GENERAL NOTES:

1. REFER TO SHEET T-000 FOR GENERAL NOTES AND LEGENDS.
2. EXISTING J-HOOKS SHALL BE RE-USED UNLESS OTHERWISE NOTED.
3. EXISTING TELECOMMUNICATIONS ROOM OR IT CLOSET. CONTRACTOR SHALL DEMO ALL PATCH PANELS AND CABLING RELATED TO THIS PROJECT. CONTRACTOR SHALL REMOVE ALL DATA CABLES FROM THE DEVICE TO THE SOURCE. CONTRACTOR SHALL COORDINATE WITH THE COR PRIOR TO BEGINNING WORK IN EACH TELECOM ROOM (TR) OR IT CLOSET.
4. DO NOT REMOVE ANY WALL MOUNT EQUIPMENT, ELECTRICAL CABLES AND EQUIPMENT, OR ANY CABLING OR DEVICE THAT IS NOT DATA RELATED. COORDINATE WITH COR PRIOR TO REMOVING CABLING FROM WALL FIELDS OR FROM WALL MOUNTED EQUIPMENT.
5. BUILDING AUTOMATION SYSTEMS (BAS), PACS, AND ELECTRONIC SECURITY SYSTEMS CABLES SHALL NOT BE REMOVED. COORDINATE WITH COR TO IDENTIFY BAS, PACS, OR SECURITY CABLES.
6. EXISTING TELECOMMUNICATIONS OUTLET. CONTRACTOR SHALL REMOVE ALL DEVICE FACEPLATES AND MODULAR JACKS. EXISTING OUTLET BOXES AND CONDUITS SHALL BE PRESERVED FOR REUSE.
7. CONTRACTOR SHALL REMOVE ALL DATA CABLES EXCEPT CATEGORY 6A OR UNLESS OTHERWISE NOTED. CONTRACTOR SHALL COORDINATE WITH THE COR PRIOR TO REMOVING CABLES, OUTLETS, FACE PLATES, PATCH PANELS, AND PATCH CABLES.
8. CABLES SHALL NOT BE ABANDONED IN PLACE WITHOUT PRIOR APPROVAL OF THE COR.
9. WHERE CABLES ARE TO BE REMOVED, CONTRACTOR SHALL COMPLETELY REMOVE THE CABLE FROM OUTLET TO PATCH PANEL.
10. CONTRACTOR SHALL REMOVE NON-CATEGORY 6/6A FACE PLATES, MODULAR JACKS, AND PATCH PANELS AFTER CUT OVER TO NEW CATEGORY 6A CABLE PLANT.
11. CABLE SUPPORTS, SUCH AS CABLE TRAYS, OR J-HOOKS, THAT ARE NOT TO BE REUSED SHALL BE PRESERVED FOR REUSE. COORDINATE WITH THE COR PRIOR TO REMOVING CABLE SUPPORTS.
12. NURSE CALL SYSTEM TO BE MAINTAINED IN EXISTING LOCATIONS. CONTRACTOR SHALL COORDINATE NEW EQUIPMENT LOCATION WITH THE COR PRIOR TO MOVING THE NURSE CALL SYSTEM OR BEFORE WALL DEMOLITION BEGINS.

## # KEYED NOTES:

1. EXISTING TELECOMMUNICATIONS ROOM. DEMO ALL PATCH PANELS AND CABLING RELATED TO THE IT/LV PROJECT. DO NOT REMOVE ANY WALL MOUNT EQUIPMENT, ELECTRICAL CABLES AND EQUIPMENT, OR ANY CABLING OR DEVICE THAT IS NOT DATA RELATED. REMOVE ALL IT RELATED CABLES FROM THE DEVICE TO THE SOURCE.
2. EXISTING CONDITIONS WERE NOT OBSERVED. REMOVE ALL IT DATA CABLES FROM THE DEVICE TO THE SOURCE.

TRUE NORTH PLAN NORTH

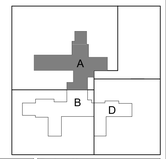


| Description | Date |
|---|---|
| | |

CONSULTANT

Ross&Baruzzini

**LOW VOLTAGE/ IT**
Ross & Baruzzini Inc.
1600 Riveredge Parkway NW
Suite 900
Atlanta, GA 30328

PROJECT MANAGEMENT

HFS COMPANY
8718 Botts Lane
San Antonio, Texas 78217
www.hfscompany.com
jbianco@hfscompany.com
Phone: (210) 816-4784
Fax: (210) 881-6808

REGISTERED COMMUNICATIONS DISTRIBUTION DESIGNER BICSI Paul Remka BICSI ID # 324731 EXPIRES 12-31-22 RCDD

Construction and Facilities Management

VA U.S. Department of Veterans Affairs

**Drawing Title**
TECHNOLOGY DEMOLITION EIGHTH FLOOR PARTIAL PLAN - A

**Approved: Project Director**

**Phase**
100% CONSTRUCTION DOCUMENTS

FULLY SPRINKLERED

**Project Title**
CINCINNATI VAMC EHRM INFRASTRUCTURE UPGRADES

**Location**
3200 VINE ST. CINCINNATI, OH. 45220

**Project Number**
539-21-701

**Building Number**
C1

**Drawing Number**
TD-191-C.1.8

**Issue Date:** 04-MAY-2022
**Scale:** 1/8" = 1'-0"
**Checked By:** PR
**Drawn By:** TL

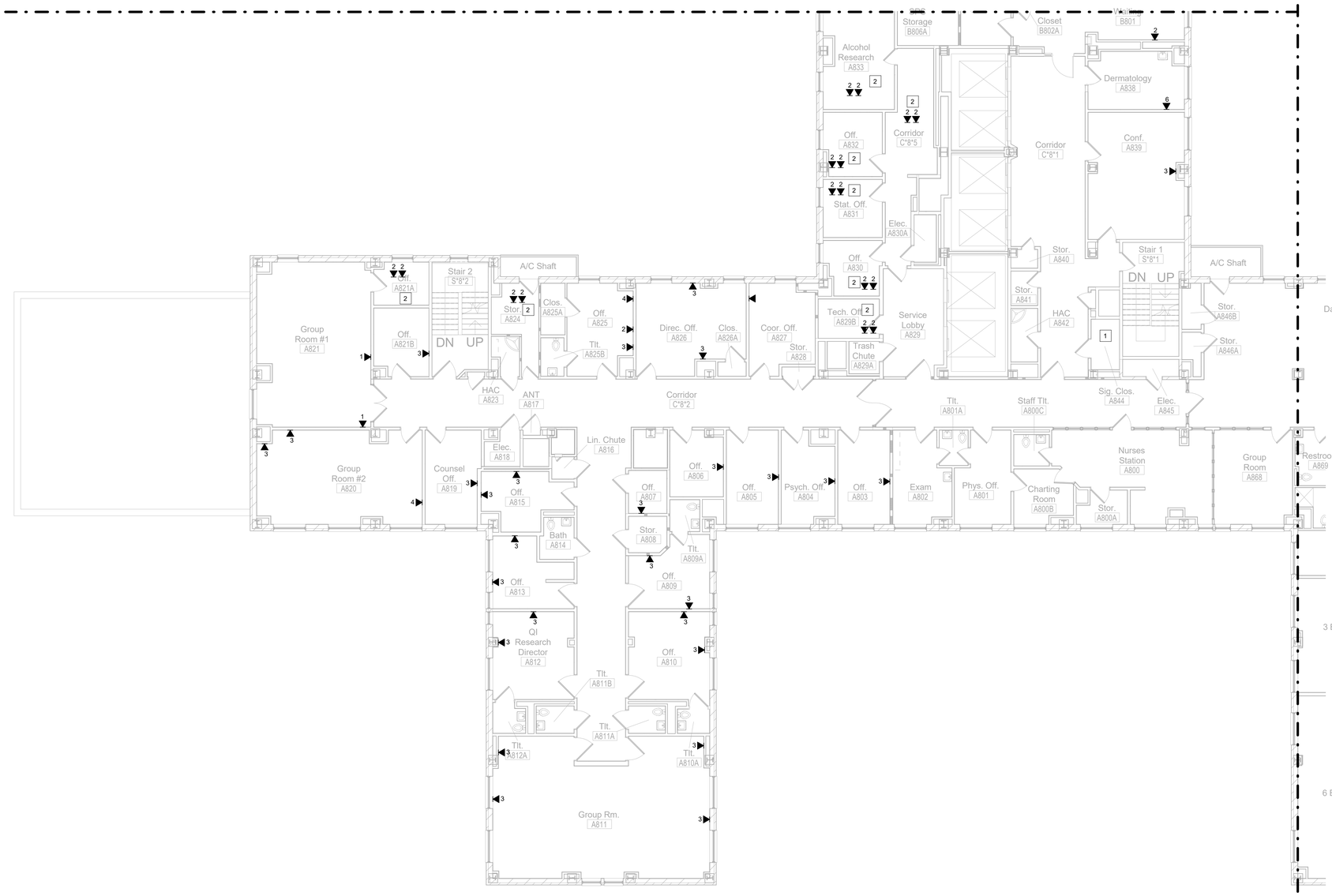


1 TECHNOLOGY DEMOLITION EIGHTH FLOOR PARTIAL PLAN - B
1/8" = 1'-0"

## GENERAL NOTES:

1. REFER TO SHEET T-000 FOR GENERAL NOTES AND LEGENDS.
2. EXISTING J-HOOKS SHALL BE RE-USED UNLESS OTHERWISE NOTED.
3. EXISTING TELECOMMUNICATIONS ROOM OR IT CLOSET. CONTRACTOR SHALL DEMO ALL PATCH PANELS AND CABLING RELATED TO THIS PROJECT. CONTRACTOR SHALL REMOVE ALL DATA CABLES FROM THE DEVICE TO THE SOURCE. CONTRACTOR SHALL COORDINATE WITH THE COR PRIOR TO BEGINNING WORK IN EACH TELECOM ROOM (TR) OR IT CLOSET.
4. DO NOT REMOVE ANY WALL MOUNT EQUIPMENT, ELECTRICAL CABLES AND EQUIPMENT, OR ANY CABLING OR DEVICE THAT IS NOT DATA RELATED. COORDINATE WITH COR PRIOR TO REMOVING CABLING FROM WALL FIELDS OR FROM WALL MOUNTED EQUIPMENT.
5. BUILDING AUTOMATION SYSTEMS (BAS), PACS, AND ELECTRONIC SECURITY SYSTEMS CABLES SHALL NOT BE REMOVED. COORDINATE WITH COR TO IDENTIFY BAS, PACS, OR SECURITY CABLES.
6. EXISTING TELECOMMUNICATIONS OUTLET. CONTRACTOR SHALL REMOVE ALL DEVICE FACEPLATES AND MODULAR JACKS. EXISTING OUTLET BOXES AND CONDUITS SHALL BE PRESERVED FOR REUSE.
7. CONTRACTOR SHALL REMOVE ALL DATA CABLES EXCEPT CATEGORY 6A OR UNLESS OTHERWISE NOTED. CONTRACTOR SHALL COORDINATE WITH THE COR PRIOR TO REMOVING CABLES, OUTLETS, FACE PLATES, PATCH PANELS, AND PATCH CABLES.
8. CABLES SHALL NOT BE ABANDONED IN PLACE WITHOUT PRIOR APPROVAL OF THE COR.
9. WHERE CABLES ARE TO BE REMOVED, CONTRACTOR SHALL COMPLETELY REMOVE THE CABLE FROM OUTLET TO PATCH PANEL.
10. CONTRACTOR SHALL REMOVE NON-CATEGORY 6/6A FACE PLATES, MODULAR JACKS, AND PATCH PANELS AFTER CUT OVER TO NEW CATEGORY 6A CABLE PLANT.
11. CABLE SUPPORTS, SUCH AS CABLE TRAYS, OR J-HOOKS, THAT ARE NOT TO BE REUSED SHALL BE PRESERVED FOR REUSE. COORDINATE WITH THE COR PRIOR TO REMOVING CABLE SUPPORTS.
12. NURSE CALL SYSTEM TO BE MAINTAINED IN EXISTING LOCATIONS. CONTRACTOR SHALL COORDINATE NEW EQUIPMENT LOCATION WITH THE COR PRIOR TO MOVING THE NURSE CALL SYSTEM OR BEFORE WALL DEMOLITION BEGINS.

## # KEYED NOTES:

1. EXISTING TELECOMMUNICATIONS ROOM. DEMO ALL PATCH PANELS AND CABLING RELATED TO THE IT/LV PROJECT. DO NOT REMOVE ANY WALL MOUNT EQUIPMENT, ELECTRICAL CABLES AND EQUIPMENT, OR ANY CABLING OR DEVICE THAT IS NOT DATA RELATED. REMOVE ALL IT RELATED CABLES FROM THE DEVICE TO THE SOURCE.
2. EXISTING CONDITIONS WERE NOT OBSERVED. REMOVE ALL IT DATA CABLES FROM THE DEVICE TO THE SOURCE.

TRUE NORTH PLAN NORTH

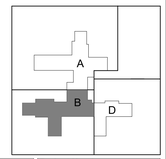


| Description | Date |
|---|---|
| | |

CONSULTANT

Ross&Baruzzini

**LOW VOLTAGE/ IT**
Ross & Baruzzini Inc.
1600 Riveredge Parkway NW
Suite 900
Atlanta, GA 30328

PROJECT MANAGEMENT

HFS COMPANY
**8718 Botts Lane**
**San Antonio, Texas 78217**
**www.hfscompany.com**
**jbianco@hfscompany.com**
**Phone: (210) 816-4784**
**Fax: (210) 881-6808**

REGISTERED COMMUNICATIONS DISTRIBUTION DESIGNER
BICSI
Paul Remke
BICSI ID # 124731
EXPIRES 12-31-22
RCDD

Construction and Facilities Management

VA U.S. Department of Veterans Affairs

**Drawing Title**
TECHNOLOGY DEMOLITION EIGHTH FLOOR PARTIAL PLAN - B

**Approved: Project Director**

**Phase**
100% CONSTRUCTION DOCUMENTS

FULLY SPRINKLERED

**Project Title**
CINCINNATI VAMC EHRM INFRASTRUCTURE UPGRADES

**Location**
3200 VINE ST. CINCINNATI, OH. 45220

**Project Number**
539-21-701

**Building Number**
C1

**Drawing Number**
TD-192-C.1.8

**Issue Date:** 04-MAY-2022
**Scale:** 1/8" = 1'-0"
**Checked By:** PR
**Drawn By:** TL

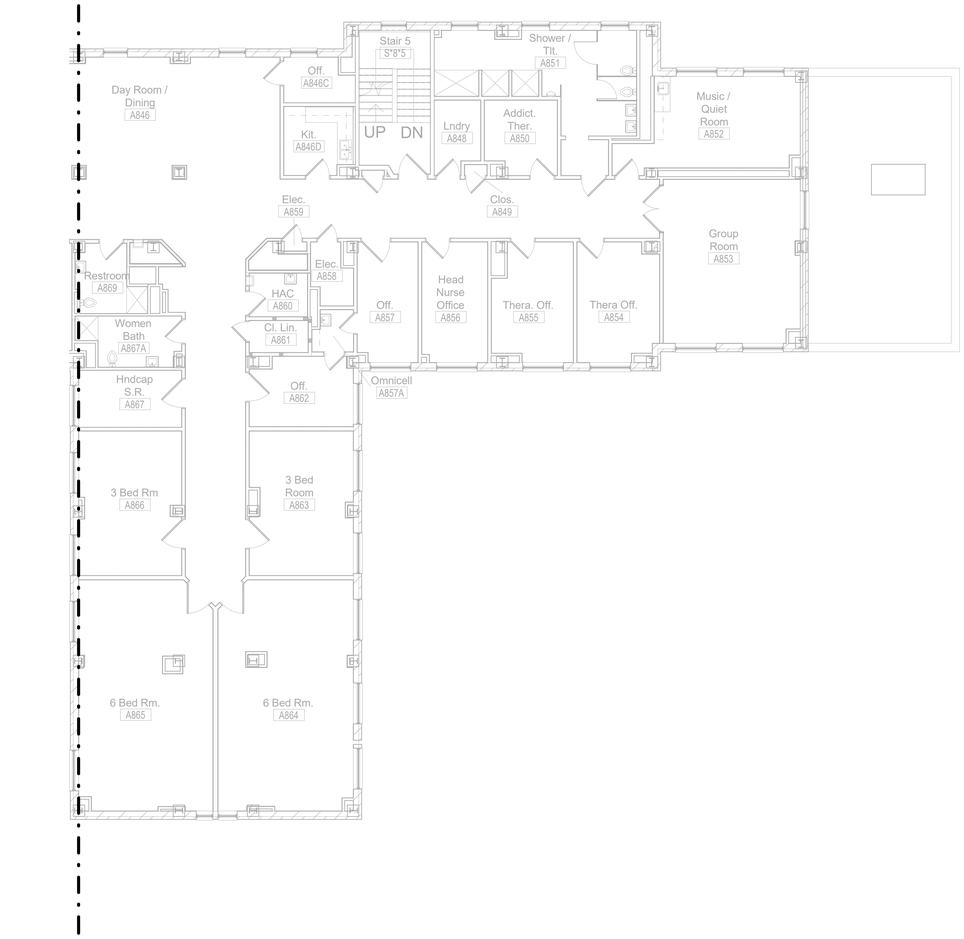


1 TECHNOLOGY DEMOLITION EIGHTH FLOOR PARTIAL PLAN - D
1/8" = 1'-0"

## GENERAL NOTES:

1. REFER TO SHEET T-000 FOR GENERAL NOTES AND LEGENDS.
2. EXISTING J-HOOKS SHALL BE RE-USED UNLESS OTHERWISE NOTED.
3. EXISTING TELECOMMUNICATIONS ROOM OR IT CLOSET. CONTRACTOR SHALL DEMO ALL PATCH PANELS AND CABLING RELATED TO THIS PROJECT. CONTRACTOR SHALL REMOVE ALL DATA CABLES FROM THE DEVICE TO THE SOURCE. CONTRACTOR SHALL COORDINATE WITH THE COR PRIOR TO BEGINNING WORK IN EACH TELECOM ROOM (TR) OR IT CLOSET.
4. DO NOT REMOVE ANY WALL MOUNT EQUIPMENT, ELECTRICAL CABLES AND EQUIPMENT, OR ANY CABLING OR DEVICE THAT IS NOT DATA RELATED. COORDINATE WITH COR PRIOR TO REMOVING CABLING FROM WALL FIELDS OR FROM WALL MOUNTED EQUIPMENT.
5. BUILDING AUTOMATION SYSTEMS (BAS), PACS, AND ELECTRONIC SECURITY SYSTEMS CABLES SHALL NOT BE REMOVED. COORDINATE WITH COR TO IDENTIFY BAS, PACS, OR SECURITY CABLES.
6. EXISTING TELECOMMUNICATIONS OUTLET. CONTRACTOR SHALL REMOVE ALL DEVICE FACEPLATES AND MODULAR JACKS. EXISTING OUTLET BOXES AND CONDUITS SHALL BE PRESERVED FOR REUSE.
7. CONTRACTOR SHALL REMOVE ALL DATA CABLES EXCEPT CATEGORY 6A OR UNLESS OTHERWISE NOTED. CONTRACTOR SHALL COORDINATE WITH THE COR PRIOR TO REMOVING CABLES, OUTLETS, FACE PLATES, PATCH PANELS, AND PATCH CABLES.
8. CABLES SHALL NOT BE ABANDONED IN PLACE WITHOUT PRIOR APPROVAL OF THE COR.
9. WHERE CABLES ARE TO BE REMOVED, CONTRACTOR SHALL COMPLETELY REMOVE THE CABLE FROM OUTLET TO PATCH PANEL.
10. CONTRACTOR SHALL REMOVE NON-CATEGORY 6/6A FACE PLATES, MODULAR JACKS, AND PATCH PANELS AFTER CUT OVER TO NEW CATEGORY 6A CABLE PLANT.
11. CABLE SUPPORTS, SUCH AS CABLE TRAYS, OR J-HOOKS, THAT ARE NOT TO BE REUSED SHALL BE PRESERVED FOR REUSE. COORDINATE WITH THE COR PRIOR TO REMOVING CABLE SUPPORTS.
12. NURSE CALL SYSTEM TO BE MAINTAINED IN EXISTING LOCATIONS. CONTRACTOR SHALL COORDINATE NEW EQUIPMENT LOCATION WITH THE COR PRIOR TO MOVING THE NURSE CALL SYSTEM OR BEFORE WALL DEMOLITION BEGINS.

## # KEYED NOTES:

1. EXISTING TELECOMMUNICATIONS ROOM. DEMO ALL PATCH PANELS AND CABLING RELATED TO THE IT/LV PROJECT. DO NOT REMOVE ANY WALL MOUNT EQUIPMENT, ELECTRICAL CABLES AND EQUIPMENT, OR ANY CABLING OR DEVICE THAT IS NOT DATA RELATED. REMOVE ALL IT RELATED CABLES FROM THE DEVICE TO THE SOURCE.
2. EXISTING CONDITIONS WERE NOT OBSERVED. REMOVE ALL IT DATA CABLES FROM THE DEVICE TO THE SOURCE.

TRUE NORTH PLAN NORTH

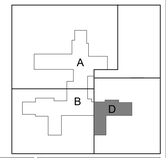


| Description | Date |
|---|---|
| | |

CONSULTANT

Ross&Baruzzini

**LOW VOLTAGE/ IT**
Ross & Baruzzini Inc.
1600 Riveredge Parkway NW
Suite 900
Atlanta, GA 30328

PROJECT MANAGEMENT

HFS COMPANY

**8718 Botts Lane**
**San Antonio, Texas 78217**
**www.hfscompany.com**
**jbianco@hfscompany.com**
**Phone: (210) 816-4784**
**Fax: (210) 881-6808**

REGISTERED COMMUNICATIONS DISTRIBUTION DESIGNER BICSI Paul Remke BICSI ID # 124735 Expires 12-31-22 RCDD

Construction and Facilities Management

VA U.S. Department of Veterans Affairs

**Drawing Title**
TECHNOLOGY DEMOLITION EIGHTH FLOOR PARTIAL PLAN - D

**Approved: Project Director**

**Phase**
100% CONSTRUCTION DOCUMENTS

FULLY SPRINKLERED

**Project Title**
CINCINNATI VAMC EHRM INFRASTRUCTURE UPGRADES

**Location** 3200 VINE ST. CINCINNATI, OH. 45220

**Issue Date:** 04-MAY-2022
**Scale:** 1/8" = 1'-0"
**Checked By:** PR
**Drawn By:** TL

**Project Number** 539-21-701
**Building Number** C1
**Drawing Number** TD-193-C.1.8

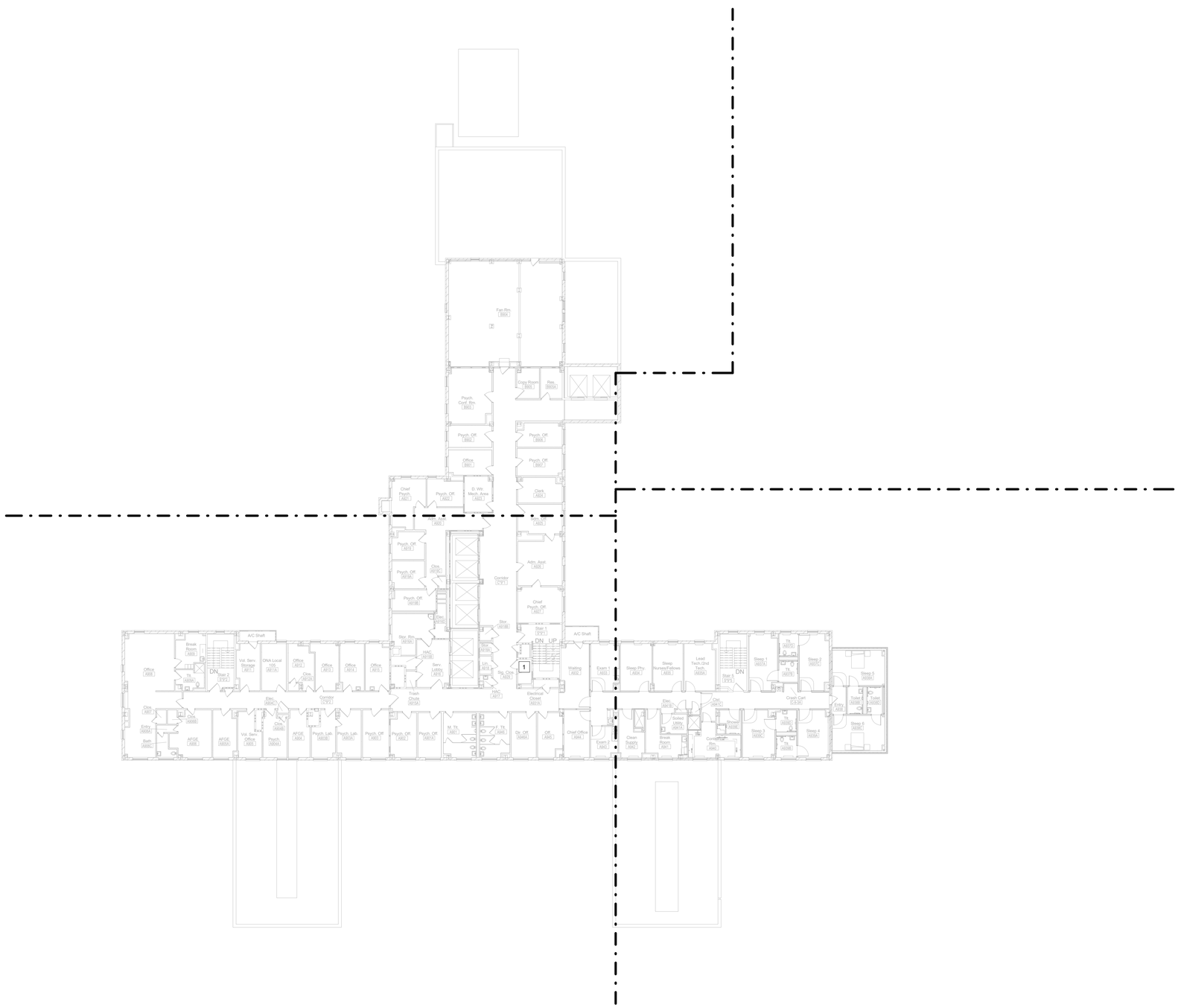


1 TECHNOLOGY DEMOLITION NINTH FLOOR OVERALL PLAN
1/16" = 1'-0"

## GENERAL NOTES:

1. REFER TO SHEET T-000 FOR GENERAL NOTES AND LEGENDS.
2. EXISTING J-HOOKS SHALL BE RE-USED UNLESS OTHERWISE NOTED.
3. EXISTING TELECOMMUNICATIONS ROOM OR IT CLOSET. CONTRACTOR SHALL DEMO ALL PATCH PANELS AND CABLING RELATED TO THIS PROJECT. CONTRACTOR SHALL REMOVE ALL DATA CABLES FROM THE DEVICE TO THE SOURCE. CONTRACTOR SHALL COORDINATE WITH THE COR PRIOR TO BEGINNING WORK IN EACH TELECOM ROOM (TR) OR IT CLOSET.
4. DO NOT REMOVE ANY WALL MOUNT EQUIPMENT, ELECTRICAL CABLES AND EQUIPMENT, OR ANY CABLING OR DEVICE THAT IS NOT DATA RELATED. COORDINATE WITH COR PRIOR TO REMOVING CABLING FROM WALL FIELDS OR FROM WALL MOUNTED EQUIPMENT.
5. BUILDING AUTOMATION SYSTEMS (BAS), PACS, AND ELECTRONIC SECURITY SYSTEMS CABLES SHALL NOT BE REMOVED. COORDINATE WITH COR TO IDENTIFY BAS, PACS, OR SECURITY CABLES.
6. EXISTING TELECOMMUNICATIONS OUTLET. CONTRACTOR SHALL REMOVE ALL DEVICE FACEPLATES AND MODULAR JACKS. EXISTING OUTLET BOXES AND CONDUITS SHALL BE PRESERVED FOR REUSE.
7. CONTRACTOR SHALL REMOVE ALL DATA CABLES EXCEPT CATEGORY 6A OR UNLESS OTHERWISE NOTED. CONTRACTOR SHALL COORDINATE WITH THE COR PRIOR TO REMOVING CABLES, OUTLETS, FACE PLATES, PATCH PANELS, AND PATCH CABLES.
8. CABLES SHALL NOT BE ABANDONED IN PLACE WITHOUT PRIOR APPROVAL OF THE COR.
9. WHERE CABLES ARE TO BE REMOVED, CONTRACTOR SHALL COMPLETELY REMOVE THE CABLE FROM OUTLET TO PATCH PANEL.
10. CONTRACTOR SHALL REMOVE NON-CATEGORY 6/6A FACE PLATES, MODULAR JACKS, AND PATCH PANELS AFTER CUT OVER TO NEW CATEGORY 6A CABLE PLANT.
11. CABLE SUPPORTS, SUCH AS CABLE TRAYS, OR J-HOOKS, THAT ARE NOT TO BE REUSED SHALL BE PRESERVED FOR REUSE. COORDINATE WITH THE COR PRIOR TO REMOVING CABLE SUPPORTS.
12. NURSE CALL SYSTEM TO BE MAINTAINED IN EXISTING LOCATIONS. CONTRACTOR SHALL COORDINATE NEW EQUIPMENT LOCATION WITH THE COR PRIOR TO MOVING THE NURSE CALL SYSTEM OR BEFORE WALL DEMOLITION BEGINS.

## # KEYED NOTES:

1. EXISTING TELECOMMUNICATIONS ROOM. DEMO ALL PATCH PANELS AND CABLING RELATED TO THE IT/LV PROJECT. DO NOT REMOVE ANY WALL MOUNT EQUIPMENT, ELECTRICAL CABLES AND EQUIPMENT, OR ANY CABLING OR DEVICE THAT IS NOT DATA RELATED. REMOVE ALL IT RELATED CABLES FROM THE DEVICE TO THE SOURCE. REMOVE ALL CABLE TRAY ORIGINATING FROM THIS SPACE. TO AFFORD CEILING SPACE AND ACCOMIDATE PHASING OF NEW PATHWAY CREATION, PLACE ALL CABLING WITHIN EXISTING CABLE TRAYS IN J-HOOK SUPPORTS ON EXISTING THREADED ROD SUPPORTS.

TRUE NORTH PLAN NORTH

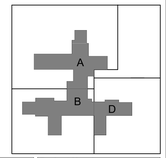


| Description | Date |
|---|---|
| | |

CONSULTANT

Ross&Baruzzini

**LOW VOLTAGE/ IT**
Ross & Baruzzini Inc.
1600 Riveredge Parkway NW
Suite 900
Atlanta, GA 30328

PROJECT MANAGEMENT

HFS COMPANY

8718 Botts Lane
San Antonio, Texas 78217
www.hfscompany.com
jbianco@hfscompany.com
Phone: (210) 816-4784
Fax: (210) 881-6808

REGISTERED COMMUNICATIONS DISTRIBUTION DESIGNER
BICSI
Paul Remke
BICSI ID # 124735
EXPIRES 12-31-21
RCDD

Construction and Facilities Management

VA U.S. Department of Veterans Affairs

| | | | | | |
|---|---|---|---|---|---|
| **Drawing Title** TECHNOLOGY DEMOLITION NINTH FLOOR OVERALL PLAN | **Phase** 100% CONSTRUCTION DOCUMENTS | **Project Title** CINCINNATI VAMC EHRM INFRASTRUCTURE UPGRADES | | | **Project Number** 539-21-701 |
| **Approved: Project Director** | FULLY SPRINKLERED | **Location** 3200 VINE ST. CINCINNATI, OH. 45220 | | | **Building Number** C1 |
| | | **Issue Date:** 04-MAY-2022 | **Checked By:** PR | **Drawn By:** TL | **Drawing Number** TD-200-C.1.9 |
| | | **Scale:** 1/16" = 1'-0" | | | |

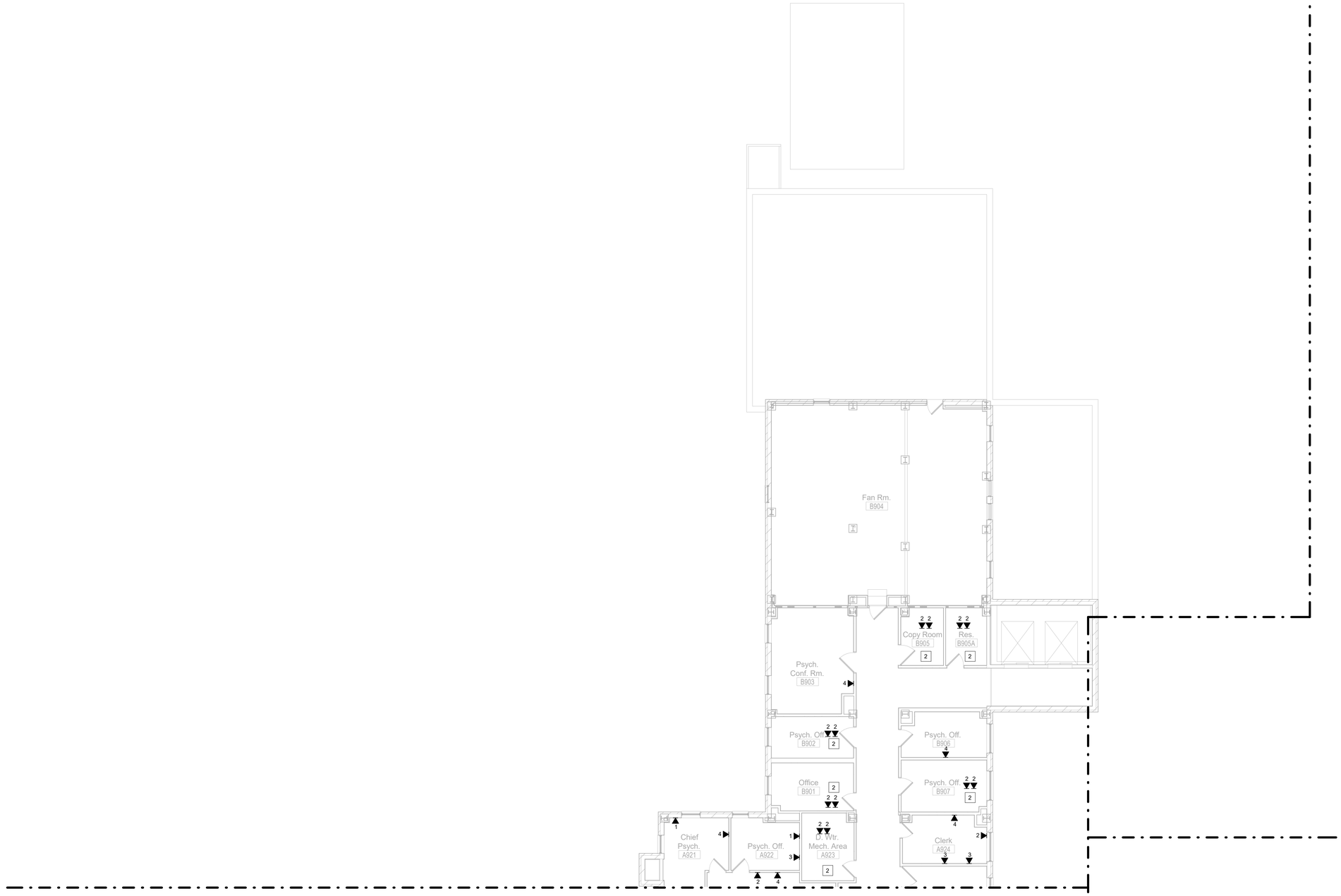


1 TECHNOLOGY DEMOLITION NINTH FLOOR PARTIAL PLAN - A
1/8" = 1'-0"

## GENERAL NOTES:

1. REFER TO SHEET T-000 FOR GENERAL NOTES AND LEGENDS.
2. EXISTING J-HOOKS SHALL BE RE-USED UNLESS OTHERWISE NOTED.
3. EXISTING TELECOMMUNICATIONS ROOM OR IT CLOSET. CONTRACTOR SHALL DEMO ALL PATCH PANELS AND CABLING RELATED TO THIS PROJECT. CONTRACTOR SHALL REMOVE ALL DATA CABLES FROM THE DEVICE TO THE SOURCE. CONTRACTOR SHALL COORDINATE WITH THE COR PRIOR TO BEGINNING WORK IN EACH TELECOM ROOM (TR) OR IT CLOSET.
4. DO NOT REMOVE ANY WALL MOUNT EQUIPMENT, ELECTRICAL CABLES AND EQUIPMENT, OR ANY CABLING OR DEVICE THAT IS NOT DATA RELATED. COORDINATE WITH COR PRIOR TO REMOVING CABLING FROM WALL FIELDS OR FROM WALL MOUNTED EQUIPMENT.
5. BUILDING AUTOMATION SYSTEMS (BAS), PACS, AND ELECTRONIC SECURITY SYSTEMS CABLES SHALL NOT BE REMOVED. COORDINATE WITH COR TO IDENTIFY BAS, PACS, OR SECURITY CABLES.
6. EXISTING TELECOMMUNICATIONS OUTLET. CONTRACTOR SHALL REMOVE ALL DEVICE FACEPLATES AND MODULAR JACKS. EXISTING OUTLET BOXES AND CONDUITS SHALL BE PRESERVED FOR REUSE.
7. CONTRACTOR SHALL REMOVE ALL DATA CABLES EXCEPT CATEGORY 6A OR UNLESS OTHERWISE NOTED. CONTRACTOR SHALL COORDINATE WITH THE COR PRIOR TO REMOVING CABLES, OUTLETS, FACE PLATES, PATCH PANELS, AND PATCH CABLES.
8. CABLES SHALL NOT BE ABANDONED IN PLACE WITHOUT PRIOR APPROVAL OF THE COR.
9. WHERE CABLES ARE TO BE REMOVED, CONTRACTOR SHALL COMPLETELY REMOVE THE CABLE FROM OUTLET TO PATCH PANEL.
10. CONTRACTOR SHALL REMOVE NON-CATEGORY 6/6A FACE PLATES, MODULAR JACKS, AND PATCH PANELS AFTER CUT OVER TO NEW CATEGORY 6A CABLE PLANT.
11. CABLE SUPPORTS, SUCH AS CABLE TRAYS, OR J-HOOKS, THAT ARE NOT TO BE REUSED SHALL BE PRESERVED FOR REUSE. COORDINATE WITH THE COR PRIOR TO REMOVING CABLE SUPPORTS.
12. NURSE CALL SYSTEM TO BE MAINTAINED IN EXISTING LOCATIONS. CONTRACTOR SHALL COORDINATE NEW EQUIPMENT LOCATION WITH THE COR PRIOR TO MOVING THE NURSE CALL SYSTEM OR BEFORE WALL DEMOLITION BEGINS.

## # KEYED NOTES:

1. EXISTING TELECOMMUNICATIONS ROOM. DEMO ALL PATCH PANELS AND CABLING RELATED TO THE IT/LV PROJECT. DO NOT REMOVE ANY WALL MOUNT EQUIPMENT, ELECTRICAL CABLES AND EQUIPMENT, OR ANY CABLING OR DEVICE THAT IS NOT DATA RELATED. REMOVE ALL IT RELATED CABLES FROM THE DEVICE TO THE SOURCE.
2. EXISTING CONDITIONS WERE NOT OBSERVED. REMOVE ALL IT DATA CABLES FROM THE DEVICE TO THE SOURCE.

TRUE NORTH PLAN NORTH

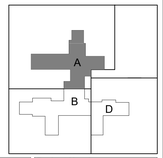


| Description | Date |
|---|---|
| | |

CONSULTANT

Ross&Baruzzini

**LOW VOLTAGE/ IT**
Ross & Baruzzini Inc.
1600 Riveredge Parkway NW
Suite 900
Atlanta, GA 30328

PROJECT MANAGEMENT

HFS COMPANY

8718 Botts Lane
San Antonio, Texas 78217
www.hfscompany.com
jbianco@hfscompany.com
Phone: (210) 816-4784
Fax: (210) 881-6808

REGISTERED COMMUNICATIONS DISTRIBUTION DESIGNER BICSI Paul Remke BICSI ID # 124735 Expires 12-31-21 RCDD

Construction and Facilities Management

VA U.S. Department of Veterans Affairs

**Drawing Title**
TECHNOLOGY DEMOLITION NINTH FLOOR PARTIAL PLAN - A

**Approved: Project Director**

**Phase**
100% CONSTRUCTION DOCUMENTS

FULLY SPRINKLERED

**Project Title**
CINCINNATI VAMC EHRM INFRASTRUCTURE UPGRADES

**Location** 3200 VINE ST. CINCINNATI, OH. 45220

**Project Number** 539-21-701

**Building Number** C1

**Drawing Number** TD-201-C.1.9

**Issue Date:** 04-MAY-2022

**Scale:** 1/8" = 1'-0"

**Checked By:** PR

**Drawn By:** TL

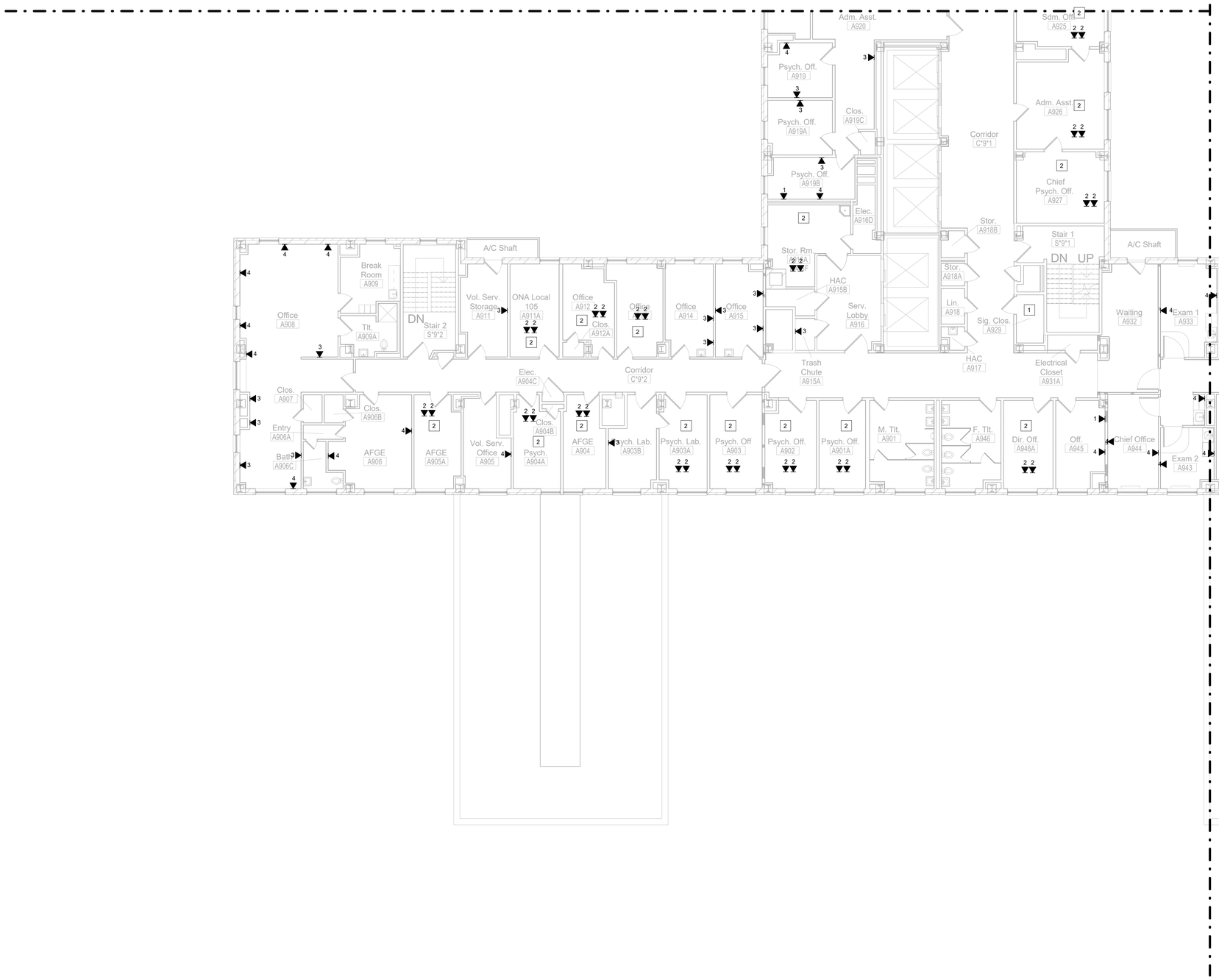


1 TECHNOLOGY DEMOLITION NINTH FLOOR PARTIAL PLAN - B
1/8" = 1'-0"

## GENERAL NOTES:

1. REFER TO SHEET T-000 FOR GENERAL NOTES AND LEGENDS.
2. EXISTING J-HOOKS SHALL BE RE-USED UNLESS OTHERWISE NOTED.
3. EXISTING TELECOMMUNICATIONS ROOM OR IT CLOSET. CONTRACTOR SHALL DEMO ALL PATCH PANELS AND CABLING RELATED TO THIS PROJECT. CONTRACTOR SHALL REMOVE ALL DATA CABLES FROM THE DEVICE TO THE SOURCE. CONTRACTOR SHALL COORDINATE WITH THE COR PRIOR TO BEGINNING WORK IN EACH TELECOM ROOM (TR) OR IT CLOSET.
4. DO NOT REMOVE ANY WALL MOUNT EQUIPMENT, ELECTRICAL CABLES AND EQUIPMENT, OR ANY CABLING OR DEVICE THAT IS NOT DATA RELATED. COORDINATE WITH COR PRIOR TO REMOVING CABLING FROM WALL FIELDS OR FROM WALL MOUNTED EQUIPMENT.
5. BUILDING AUTOMATION SYSTEMS (BAS), PACS, AND ELECTRONIC SECURITY SYSTEMS CABLES SHALL NOT BE REMOVED. COORDINATE WITH COR TO IDENTIFY BAS, PACS, OR SECURITY CABLES.
6. EXISTING TELECOMMUNICATIONS OUTLET. CONTRACTOR SHALL REMOVE ALL DEVICE FACEPLATES AND MODULAR JACKS. EXISTING OUTLET BOXES AND CONDUITS SHALL BE PRESERVED FOR REUSE.
7. CONTRACTOR SHALL REMOVE ALL DATA CABLES EXCEPT CATEGORY 6A OR UNLESS OTHERWISE NOTED. CONTRACTOR SHALL COORDINATE WITH THE COR PRIOR TO REMOVING CABLES, OUTLETS, FACE PLATES, PATCH PANELS, AND PATCH CABLES.
8. CABLES SHALL NOT BE ABANDONED IN PLACE WITHOUT PRIOR APPROVAL OF THE COR.
9. WHERE CABLES ARE TO BE REMOVED, CONTRACTOR SHALL COMPLETELY REMOVE THE CABLE FROM OUTLET TO PATCH PANEL.
10. CONTRACTOR SHALL REMOVE NON-CATEGORY 6/6A FACE PLATES, MODULAR JACKS, AND PATCH PANELS AFTER CUT OVER TO NEW CATEGORY 6A CABLE PLANT.
11. CABLE SUPPORTS, SUCH AS CABLE TRAYS, OR J-HOOKS, THAT ARE NOT TO BE REUSED SHALL BE PRESERVED FOR REUSE. COORDINATE WITH THE COR PRIOR TO REMOVING CABLE SUPPORTS.
12. NURSE CALL SYSTEM TO BE MAINTAINED IN EXISTING LOCATIONS. CONTRACTOR SHALL COORDINATE NEW EQUIPMENT LOCATION WITH THE COR PRIOR TO MOVING THE NURSE CALL SYSTEM OR BEFORE WALL DEMOLITION BEGINS.

## # KEYED NOTES:

1. EXISTING TELECOMMUNICATIONS ROOM. DEMO ALL PATCH PANELS AND CABLING RELATED TO THE IT/LV PROJECT. DO NOT REMOVE ANY WALL MOUNT EQUIPMENT, ELECTRICAL CABLES AND EQUIPMENT, OR ANY CABLING OR DEVICE THAT IS NOT DATA RELATED. REMOVE ALL IT RELATED CABLES FROM THE DEVICE TO THE SOURCE.
2. EXISTING CONDITIONS WERE NOT OBSERVED. REMOVE ALL IT DATA CABLES FROM THE DEVICE TO THE SOURCE.

TRUE NORTH PLAN NORTH

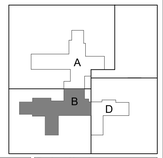


| Description | Date |
|---|---|
| | |

CONSULTANT

Ross&Baruzzini

**LOW VOLTAGE/ IT**
Ross & Baruzzini Inc.
1600 Riveredge Parkway NW
Suite 900
Atlanta, GA 30328

PROJECT MANAGEMENT

HFS COMPANY
8718 Botts Lane
San Antonio, Texas 78217
www.hfscompany.com
jbianco@hfscompany.com
Phone: (210) 816-4784
Fax: (210) 881-6808

REGISTERED COMMUNICATIONS DISTRIBUTION DESIGNER BICSI Paul Remka BICSI 110 # 124731 Expires 12-31-21 RCDD

Construction and Facilities Management

VA U.S. Department of Veterans Affairs

Drawing Title: TECHNOLOGY DEMOLITION NINTH FLOOR PARTIAL PLAN - B

Approved: Project Director

Phase: 100% CONSTRUCTION DOCUMENTS

FULLY SPRINKLERED

Project Title: CINCINNATI VAMC EHRM INFRASTRUCTURE UPGRADES

Location: 3200 VINE ST. CINCINNATI, OH. 45220

Project Number: 539-21-701

Building Number: C1

Drawing Number: TD-202-C.1.9

Issue Date: 04-MAY-2022

Scale: 1/8" = 1'-0"

Checked By: PR

Drawn By: TL

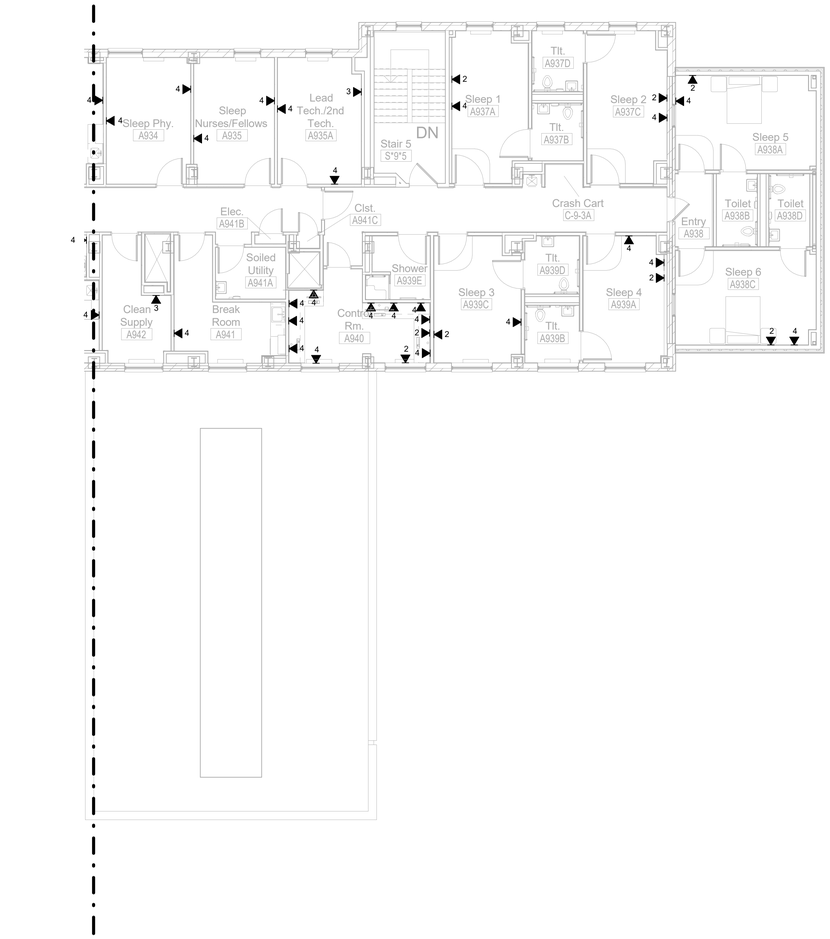


1 TECHNOLOGY DEMOLITION NINTH FLOOR PARTIAL PLAN - D
1/8" = 1'-0"

## GENERAL NOTES:

1. REFER TO SHEET T-000 FOR GENERAL NOTES AND LEGENDS.
2. EXISTING J-HOOKS SHALL BE RE-USED UNLESS OTHERWISE NOTED.
3. EXISTING TELECOMMUNICATIONS ROOM OR IT CLOSET. CONTRACTOR SHALL DEMO ALL PATCH PANELS AND CABLING RELATED TO THIS PROJECT. CONTRACTOR SHALL REMOVE ALL DATA CABLES FROM THE DEVICE TO THE SOURCE. CONTRACTOR SHALL COORDINATE WITH THE COR PRIOR TO BEGINNING WORK IN EACH TELECOM ROOM (TR) OR IT CLOSET.
4. DO NOT REMOVE ANY WALL MOUNT EQUIPMENT, ELECTRICAL CABLES AND EQUIPMENT, OR ANY CABLING OR DEVICE THAT IS NOT DATA RELATED. COORDINATE WITH COR PRIOR TO REMOVING CABLING FROM WALL FIELDS OR FROM WALL MOUNTED EQUIPMENT.
5. BUILDING AUTOMATION SYSTEMS (BAS), PACS, AND ELECTRONIC SECURITY SYSTEMS CABLES SHALL NOT BE REMOVED. COORDINATE WITH COR TO IDENTIFY BAS, PACS, OR SECURITY CABLES.
6. EXISTING TELECOMMUNICATIONS OUTLET. CONTRACTOR SHALL REMOVE ALL DEVICE FACEPLATES AND MODULAR JACKS. EXISTING OUTLET BOXES AND CONDUITS SHALL BE PRESERVED FOR REUSE.
7. CONTRACTOR SHALL REMOVE ALL DATA CABLES EXCEPT CATEGORY 6A OR UNLESS OTHERWISE NOTED. CONTRACTOR SHALL COORDINATE WITH THE COR PRIOR TO REMOVING CABLES, OUTLETS, FACE PLATES, PATCH PANELS, AND PATCH CABLES.
8. CABLES SHALL NOT BE ABANDONED IN PLACE WITHOUT PRIOR APPROVAL OF THE COR.
9. WHERE CABLES ARE TO BE REMOVED, CONTRACTOR SHALL COMPLETELY REMOVE THE CABLE FROM OUTLET TO PATCH PANEL.
10. CONTRACTOR SHALL REMOVE NON-CATEGORY 6/6A FACE PLATES, MODULAR JACKS, AND PATCH PANELS AFTER CUT OVER TO NEW CATEGORY 6A CABLE PLANT.
11. CABLE SUPPORTS, SUCH AS CABLE TRAYS, OR J-HOOKS, THAT ARE NOT TO BE REUSED SHALL BE PRESERVED FOR REUSE. COORDINATE WITH THE COR PRIOR TO REMOVING CABLE SUPPORTS.
12. NURSE CALL SYSTEM TO BE MAINTAINED IN EXISTING LOCATIONS. CONTRACTOR SHALL COORDINATE NEW EQUIPMENT LOCATION WITH THE COR PRIOR TO MOVING THE NURSE CALL SYSTEM OR BEFORE WALL DEMOLITION BEGINS.

## # KEYED NOTES:

1. EXISTING TELECOMMUNICATIONS ROOM. DEMO ALL PATCH PANELS AND CABLING RELATED TO THE IT/LV PROJECT. DO NOT REMOVE ANY WALL MOUNT EQUIPMENT, ELECTRICAL CABLES AND EQUIPMENT, OR ANY CABLING OR DEVICE THAT IS NOT DATA RELATED. REMOVE ALL IT RELATED CABLES FROM THE DEVICE TO THE SOURCE.
2. EXISTING CONDITIONS WERE NOT OBSERVED. REMOVE ALL IT DATA CABLES FROM THE DEVICE TO THE SOURCE.

TRUE NORTH PLAN NORTH

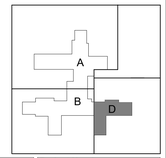


| Description | Date |
|---|---|
| | |

CONSULTANT

Ross&Baruzzini

**LOW VOLTAGE/ IT**
Ross & Baruzzini Inc.
1600 Riveredge Parkway NW
Suite 900
Atlanta, GA 30328

PROJECT MANAGEMENT

HFS COMPANY

8718 Botts Lane
San Antonio, Texas 78217
www.hfscompany.com
jbianco@hfscompany.com
Phone: (210) 816-4784
Fax: (210) 881-6808

REGISTERED COMMUNICATIONS DISTRIBUTION DESIGNER BICSI Paul Renka BICSI ID # 124731 EXPIRES 12-31-22 RCDD

Construction and Facilities Management

VA U.S. Department of Veterans Affairs

| | | | |
|---|---|---|---|
| Drawing Title: TECHNOLOGY DEMOLITION NINTH FLOOR PARTIAL PLAN - D | Phase: 100% CONSTRUCTION DOCUMENTS | Project Title: CINCINNATI VAMC EHRM INFRASTRUCTURE UPGRADES | Project Number: 539-21-701 |
| | | | Building Number: C1 |
| Approved: Project Director | FULLY SPRINKLERED | Location: 3200 VINE ST. CINCINNATI, OH. 45220 | Drawing Number: TD-203-C.1.9 |
| | | Issue Date: 04-MAY-2022 / Scale: 1/8" = 1'-0" | Checked By: PR / Drawn By: TL |

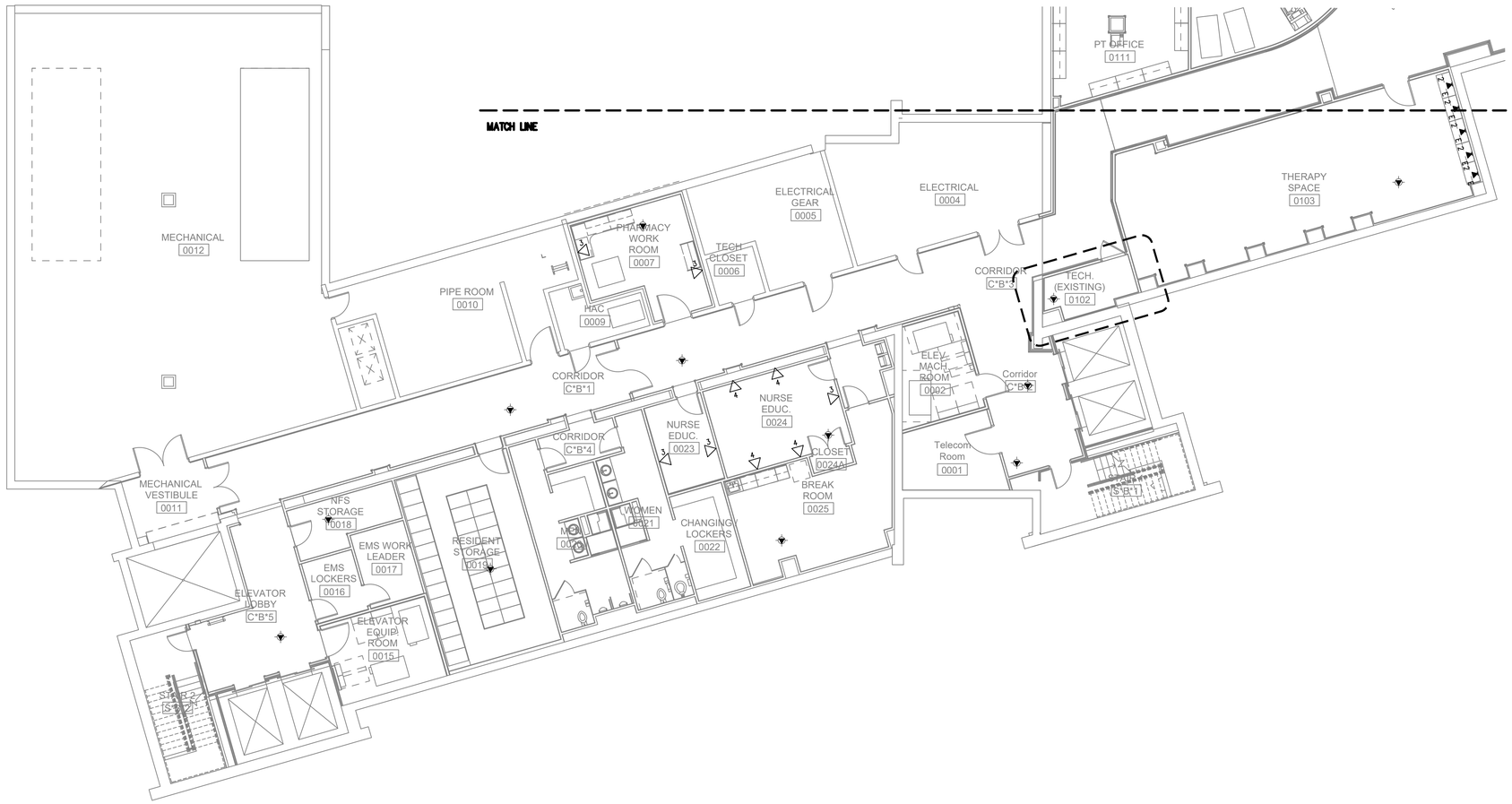


1 FLOOR PLAN - BLDG. 2 - BASEMENT - NORTH
SCALE: 1/8" = 1'-0"

## DEMO NOTES

1. EXISTING CABLE TRAYS SHALL BE RE-USED UNLESS OTHERWISE NOTED.
2. EXISTING J-HOOKS SHALL BE RE-USED UNLESS OTHERWISE NOTED.
3. EXISTING TELECOMMUNICATIONS ROOM OR IT CLOSET. CONTRACTOR SHALL DEMO ALL PATCH PANELS AND CABLING RELATED TO THIS PROJECT. CONTRACTOR SHALL REMOVE ALL DATA CABLES FROM THE DEVICE TO THE SOURCE. CONTRACTOR SHALL COORDINATE WITH THE COR PRIOR TO BEGINNING WORK IN EACH TELECOM ROOM (TR) OR IT CLOSET.
4. DO NOT REMOVE ANY WALL MOUNT EQUIPMENT, ELECTRICAL CABLES AND EQUIPMENT, OR ANY CABLING OR DEVICE THAT IS NOT DATA RELATED. COORDINATE WITH COR PRIOR TO REMOVING CABLING FROM WALL FIELDS OR FROM WALL MOUNTED EQUIPMENT.
5. BUILDING AUTOMATION SYSTEMS (BAS) OR ELECTRONIC SECURITY SYSTEMS CABLES SHALL NOT BE REMOVED. COORDINATE WITH COR TO IDENTIFY BAS OR SECURITY CABLES.
6. EXISTING TELECOMMUNICATIONS OUTLET. CONTRACTOR SHALL REMOVE ALL DEVICE FACEPLATES AND MODULAR JACKS. EXISTING OUTLET BOXES AND CONDUITS SHALL BE PRESERVED FOR REUSE.
7. CONTRACTOR SHALL REMOVE ALL DATA CABLES EXCEPT CATEGORY 6A OR UNLESS OTHERWISE NOTED. CONTRACTOR SHALL COORDINATE WITH THE COR PRIOR TO REMOVING CABLES, OUTLETS, FACE PLATES, PATCH PANELS, AND PATCH CABLES.
8. CABLES SHALL NOT BE ABANDONED IN PLACE WITHOUT PRIOR APPROVAL OF THE COR.
9. WHERE CABLES ARE TO BE REMOVED, CONTRACTOR SHALL COMPLETELY REMOVE THE CABLE FROM OUTLET TO PATCH PANEL.
10. CONTRACTOR SHALL REMOVE NON-CATEGORY 6/6A FACE PLATES, MODULAR JACKS, AND PATCH PANELS AFTER CUT OVER TO NEW CATEGORY 6A CABLE PLANT.
11. CABLE SUPPORTS, SUCH AS CABLE TRAYS, OR J-HOOKS, THAT ARE NOT TO BE REUSED SHALL BE PRESERVED FOR REUSE. COORDINATE WITH THE COR PRIOR TO REMOVING CABLE SUPPORTS.
12. NURSE CALL SYSTEM TO BE MAINTAINED IN TR ROOM. CONTRACTOR SHALL COORDINATE NEW EQUIPMENT LOCATION WITH THE COR PRIOR TO MOVING THE NURSE CALL SYSTEM OR BEFORE WALL DEMOLITION BEGINS.
13. PRIOR TO RELOCATING WALL MOUNTED TV, CONTRACTOR SHALL COORDINATE WITH THE COR FOR THE NEW LOCATION AND PROVIDE NEW CATEGORY 6A DATA AND ELECTRICAL OUTLETS.

## KEYED NOTES

1. OUTLET MOUNTED BELOW COUNTER.
2. OUTLET MOUNTED ABOVE COUNTER.
3. SURFACE MOUNTED, WIREMOLD TYPE RACEWAY
4. SURFACE MOUNTED TO UNDERSIDE OF CABLE TRAY.
5. CABLE CHASE.
6. EXISTING CABLE TRAY

## KEY PLAN

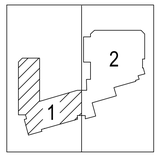


TRUE NORTH PLAN NORTH

| Revisions: | Date: |
|---|---|
| | |

CONSULTANT

HFS COMPANY
8718 Botts Lane
San Antonio, Texas 78217
www.hfscompany.com
Phone: (210) 816-4784
Fax: (210) 881-6808
jbianco@hfscompany.com

PROJECT MANAGEMENT

HFS COMPANY
8718 Botts Lane
San Antonio, Texas 78217
www.hfscompany.com
Phone: (210) 816-4784
Fax: (210) 881-6808
jbianco@hfscompany.com

REGISTERED COMMUNICATIONS DISTRIBUTION DESIGNER
Bicsi
Raymond Martinez Jr.
BICSI ID # 143493
EXPIRES 03-31-24
RCDD
04-MAY-22

Construction and Facilities Management

VA U.S. Department of Veterans Affairs

Drawing Title: BLDG. 2 - BASEMENT - NORTH TECHNOLOGY DEMO PLAN

Approved: Project Director

Phase: 100% CONSTRUCTION DOCUMENTS

FULLY SPRINKLERED

Project Title: CINCINNATI VAMC EHRM INFRASTRUCTURE UPGRADES

Location: 3200 VINE ST., CINCINNATI, OH

Issue Date: 04-MAY-2022
Checked: NA
Drawn: RMJr

Project Number: 539-21-701
Building Number: 2
Drawing Number: TD-210-C.2.BN

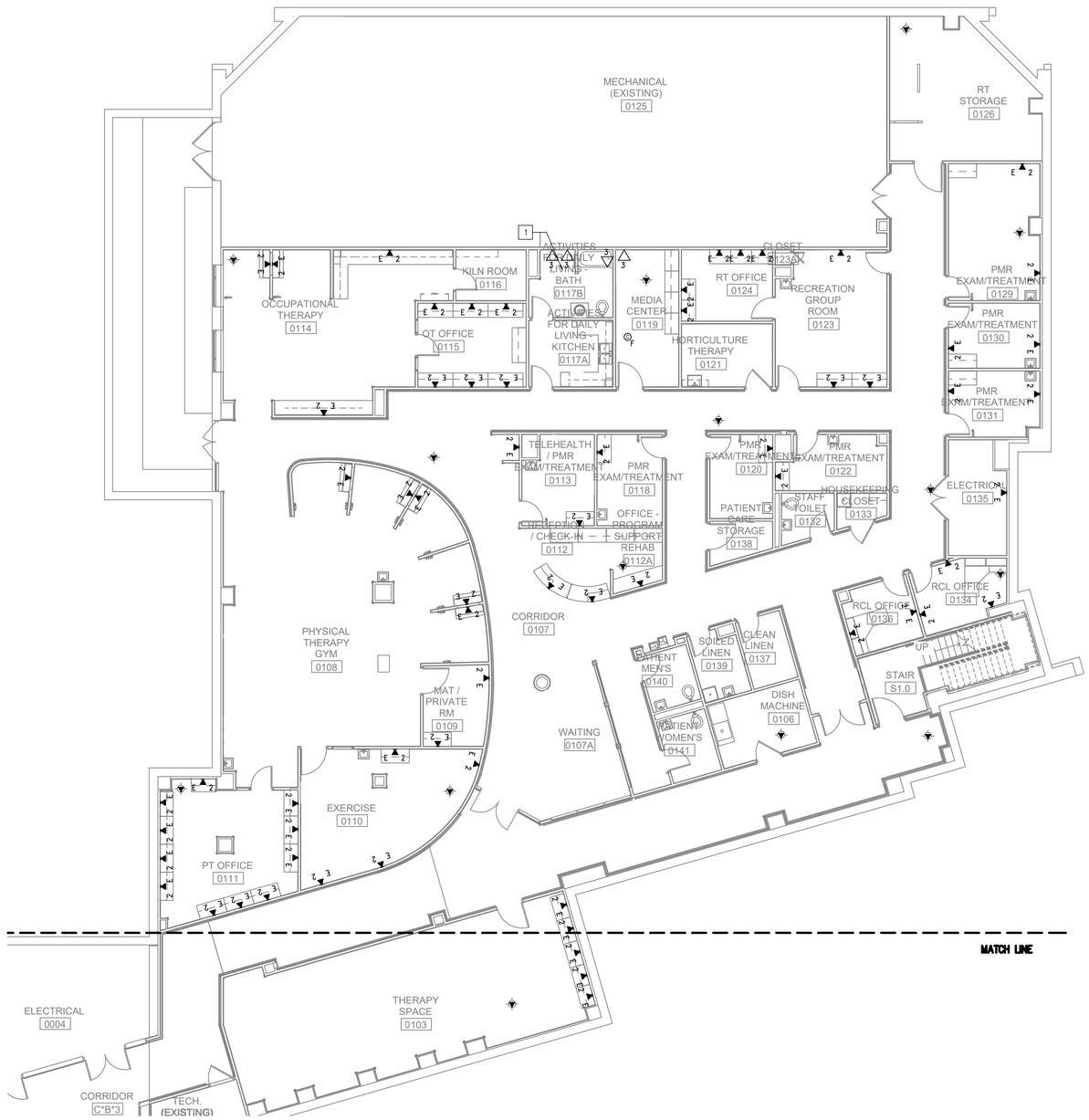


## DEMO NOTES

1. EXISTING CABLE TRAYS SHALL BE RE-USED UNLESS OTHERWISE NOTED.
2. EXISTING J-HOOKS SHALL BE RE-USED UNLESS OTHERWISE NOTED.
3. EXISTING TELECOMMUNICATIONS ROOM OR IT CLOSET. CONTRACTOR SHALL DEMO ALL PATCH PANELS AND CABLING RELATED TO THIS PROJECT. CONTRACTOR SHALL REMOVE ALL DATA CABLES FROM THE DEVICE TO THE SOURCE. CONTRACTOR SHALL COORDINATE WITH THE COR PRIOR TO BEGINNING WORK IN EACH TELECOM ROOM (TR) OR IT CLOSET.
4. DO NOT REMOVE ANY WALL MOUNT EQUIPMENT, ELECTRICAL CABLES AND EQUIPMENT, OR ANY CABLING OR DEVICE THAT IS NOT DATA RELATED. COORDINATE WITH COR PRIOR TO REMOVING CABLING FROM WALL FIELDS OR FROM WALL MOUNTED EQUIPMENT.
5. BUILDING AUTOMATION SYSTEMS (BAS) OR ELECTRONIC SECURITY SYSTEMS CABLES SHALL NOT BE REMOVED. COORDINATE WITH COR TO IDENTIFY BAS OR SECURITY CABLES.
6. EXISTING TELECOMMUNICATIONS OUTLET. CONTRACTOR SHALL REMOVE ALL DEVICE FACEPLATES AND MODULAR JACKS. EXISTING OUTLET BOXES AND CONDUITS SHALL BE PRESERVED FOR REUSE.
7. CONTRACTOR SHALL REMOVE ALL DATA CABLES EXCEPT CATEGORY 6A OR UNLESS OTHERWISE NOTED. CONTRACTOR SHALL COORDINATE WITH THE COR PRIOR TO REMOVING CABLES, OUTLETS, FACE PLATES, PATCH PANELS, AND PATCH CABLES.
8. CABLES SHALL NOT BE ABANDONED IN PLACE WITHOUT PRIOR APPROVAL OF THE COR.
9. WHERE CABLES ARE TO BE REMOVED, CONTRACTOR SHALL COMPLETELY REMOVE THE CABLE FROM OUTLET TO PATCH PANEL.
10. CONTRACTOR SHALL REMOVE NON-CATEGORY 6/6A FACE PLATES, MODULAR JACKS, AND PATCH PANELS AFTER CUT OVER TO NEW CATEGORY 6A CABLE PLANT.
11. CABLE SUPPORTS, SUCH AS CABLE TRAYS, OR J-HOOKS, THAT ARE NOT TO BE REUSED SHALL BE PRESERVED FOR REUSE. COORDINATE WITH THE COR PRIOR TO REMOVING CABLE SUPPORTS.
12. NURSE CALL SYSTEM TO BE MAINTAINED IN TR ROOM. CONTRACTOR SHALL COORDINATE NEW EQUIPMENT LOCATION WITH THE COR PRIOR TO MOVING THE NURSE CALL SYSTEM OR BEFORE WALL DEMOLITION BEGINS.
13. PRIOR TO RELOCATING WALL MOUNTED TV, CONTRACTOR SHALL COORDINATE WITH THE COR FOR THE NEW LOCATION AND PROVIDE NEW CATEGORY 6A DATA AND ELECTRICAL OUTLETS.

## KEYED NOTES

1. OUTLET MOUNTED BELOW COUNTER.
2. OUTLET MOUNTED ABOVE COUNTER.
3. SURFACE MOUNTED, WIREMOLD TYPE RACEWAY
4. SURFACE MOUNTED TO UNDERSIDE OF CABLE TRAY.
5. CABLE CHASE.
6. EXISTING CABLE TRAY

## KEY PLAN

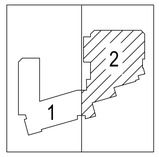


TRUE NORTH

PLAN NORTH

1 FLOOR PLAN - BLDG. 2 - BASEMENT - SOUTH
SCALE: 1/8" = 1'-0"

| Revisions: | Date: |
|---|---|
| | |


CONSULTANT
HFS COMPANY
8718 Botts Lane
San Antonio, Texas 78217
www.hfscompany.com
Phone: (210) 816-4784
Fax: (210) 881-6808
jbianco@hfscompany.com

PROJECT MANAGEMENT
HFS COMPANY
8718 Botts Lane
San Antonio, Texas 78217
www.hfscompany.com
Phone: (210) 816-4784
Fax: (210) 881-6808
jbianco@hfscompany.com


REGISTERED COMMUNICATIONS DISTRIBUTION DESIGNER
Bicsi
Raymond Martinez Jr.
BICSI ID # 143493
EXPIRES 03-31-24
RCDD
04-MAY-22

Construction and Facilities Management

VA U.S. Department of Veterans Affairs

| | |
|---|---|
| Drawing Title: BLDG. 2 - BASEMENT - SOUTH TECHNOLOGY DEMO PLAN | Phase: 100% CONSTRUCTION DOCUMENTS |
| Approved: Project Director | FULLY SPRINKLERED |

| | |
|---|---|
| Project Title: CINCINNATI VAMC EHRM INFRASTRUCTURE UPGRADES | Project Number: 539-21-701 |
| | Building Number: 2 |
| Location: 3200 VINE ST., CINCINNATI, OH | Drawing Number: TD-210-C.2.BS |
| Issue Date: 04-MAY-2022 / Checked: NA / Drawn: RMJr | |

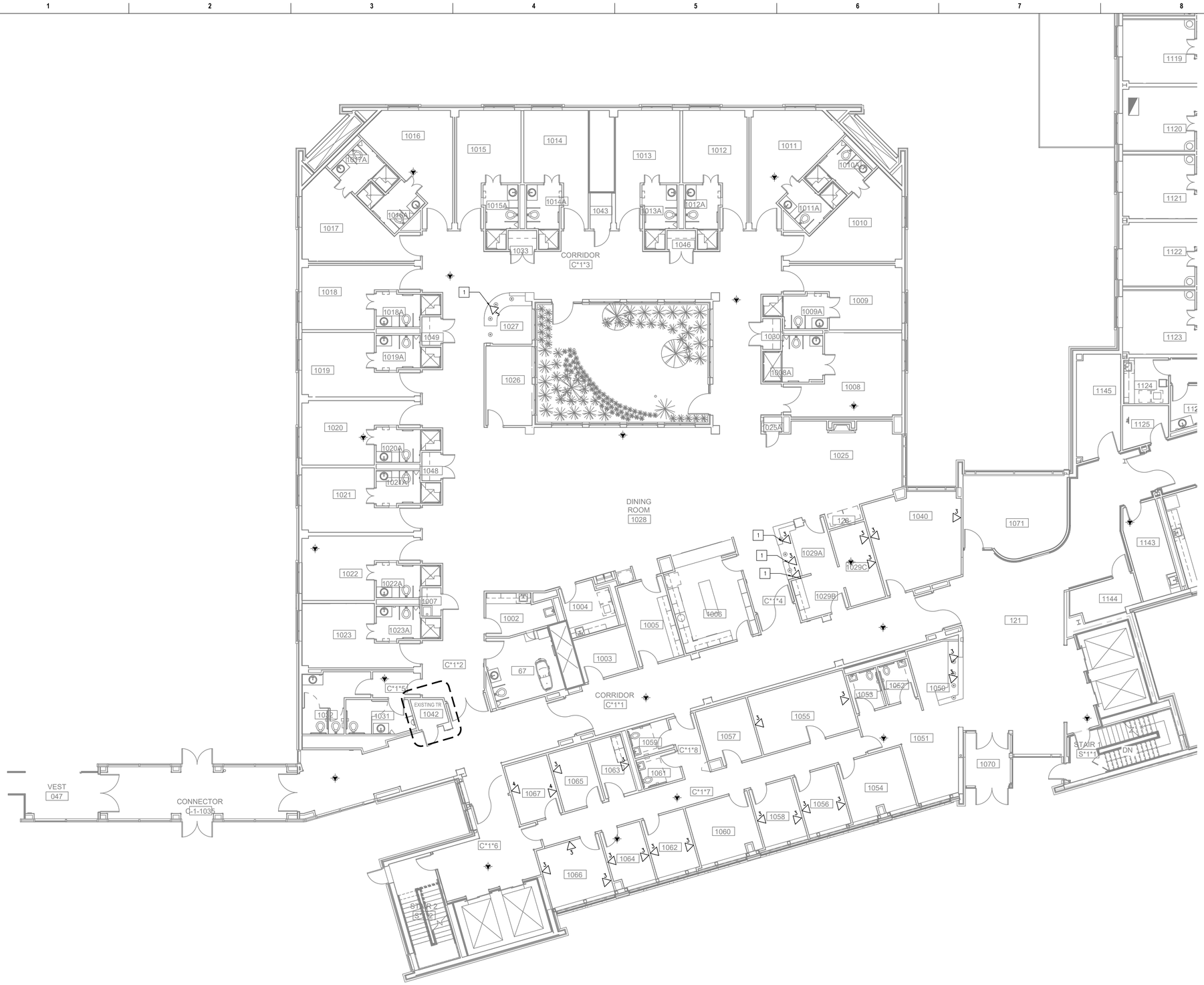


1 FLOOR PLAN - BLDG. 2 - FIRST FLOOR - NORTH
SCALE: 1/8" = 1'-0"

## DEMO NOTES

1. EXISTING CABLE TRAYS SHALL BE RE-USED UNLESS OTHERWISE NOTED.
2. EXISTING J-HOOKS SHALL BE RE-USED UNLESS OTHERWISE NOTED.
3. EXISTING TELECOMMUNICATIONS ROOM OR IT CLOSET. CONTRACTOR SHALL DEMO ALL PATCH PANELS AND CABLING RELATED TO THIS PROJECT. CONTRACTOR SHALL REMOVE ALL DATA CABLES FROM THE DEVICE TO THE SOURCE. CONTRACTOR SHALL COORDINATE WITH THE COR PRIOR TO BEGINNING WORK IN EACH TELECOM ROOM (TR) OR IT CLOSET.
4. DO NOT REMOVE ANY WALL MOUNT EQUIPMENT, ELECTRICAL CABLES AND EQUIPMENT, OR ANY CABLING OR DEVICE THAT IS NOT DATA RELATED. COORDINATE WITH COR PRIOR TO REMOVING CABLING FROM WALL FIELDS OR FROM WALL MOUNTED EQUIPMENT.
5. BUILDING AUTOMATION SYSTEMS (BAS) OR ELECTRONIC SECURITY SYSTEMS CABLES SHALL NOT BE REMOVED. COORDINATE WITH COR TO IDENTIFY BAS OR SECURITY CABLES.
6. EXISTING TELECOMMUNICATIONS OUTLET. CONTRACTOR SHALL REMOVE ALL DEVICE FACEPLATES AND MODULAR JACKS. EXISTING OUTLET BOXES AND CONDUITS SHALL BE PRESERVED FOR REUSE.
7. CONTRACTOR SHALL REMOVE ALL DATA CABLES EXCEPT CATEGORY 6A OR UNLESS OTHERWISE NOTED. CONTRACTOR SHALL COORDINATE WITH THE COR PRIOR TO REMOVING CABLES, OUTLETS, FACE PLATES, PATCH PANELS, AND PATCH CABLES.
8. CABLES SHALL NOT BE ABANDONED IN PLACE WITHOUT PRIOR APPROVAL OF THE COR.
9. WHERE CABLES ARE TO BE REMOVED, CONTRACTOR SHALL COMPLETELY REMOVE THE CABLE FROM OUTLET TO PATCH PANEL.
10. CONTRACTOR SHALL REMOVE NON-CATEGORY 6/6A FACE PLATES, MODULAR JACKS, AND PATCH PANELS AFTER CUT OVER TO NEW CATEGORY 6A CABLE PLANT.
11. CABLE SUPPORTS, SUCH AS CABLE TRAYS, OR J-HOOKS, THAT ARE NOT TO BE REUSED SHALL BE PRESERVED FOR REUSE. COORDINATE WITH THE COR PRIOR TO REMOVING CABLE SUPPORTS.
12. NURSE CALL SYSTEM TO BE MAINTAINED IN TR ROOM. CONTRACTOR SHALL COORDINATE NEW EQUIPMENT LOCATION WITH THE COR PRIOR TO MOVING THE NURSE CALL SYSTEM OR BEFORE WALL DEMOLITION BEGINS.
13. PRIOR TO RELOCATING WALL MOUNTED TV, CONTRACTOR SHALL COORDINATE WITH THE COR FOR THE NEW LOCATION AND PROVIDE NEW CATEGORY 6A DATA AND ELECTRICAL OUTLETS.

## KEYED NOTES

1. OUTLET MOUNTED BELOW COUNTER.
2. OUTLET MOUNTED ABOVE COUNTER.
3. SURFACE MOUNTED, WIREMOLD TYPE RACEWAY
4. SURFACE MOUNTED TO UNDERSIDE OF CABLE TRAY.
5. CABLE CHASE.
6. EXISTING CABLE TRAY

## KEY PLAN

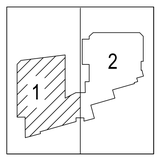


TRUE NORTH PLAN NORTH

| Revisions: | Date: |
|---|---|
| | |

**CONSULTANT**
HFS COMPANY
8718 Botts Lane
San Antonio, Texas 78217
www.hfscompany.com
Phone: (210) 816-4784
Fax: (210) 881-6808
jbianco@hfscompany.com

**PROJECT MANAGEMENT**
HFS COMPANY
8718 Botts Lane
San Antonio, Texas 78217
www.hfscompany.com
Phone: (210) 816-4784
Fax: (210) 881-6808
jbianco@hfscompany.com

REGISTERED COMMUNICATIONS DISTRIBUTION DESIGNER
Bicsi
Raymond Martinez Jr.
BICSI ID # 143493
EXPIRES 12-31-24
RCDD
04-MAY-22

Construction and Facilities Management

VA U.S. Department of Veterans Affairs

Drawing Title: BLDG. 2 - FIRST FLOOR - NORTH TECHNOLOGY DEMO PLAN
Approved: Project Director

Phase: 100% CONSTRUCTION DOCUMENTS
FULLY SPRINKLERED

Project Title: CINCINNATI VAMC EHRM INFRASTRUCTURE UPGRADES
Location: 3200 VINE ST., CINCINNATI, OH
Issue Date: 04-MAY-2022
Checked: NA
Drawn: RMJr

Project Number: 539-21-701
Building Number: 2
Drawing Number: TD-211-C.2.1N

1 FLOOR PLAN - BLDG. 2 - FIRST FLOOR - SOUTH
SCALE: 1/8" = 1'-0"

## DEMO NOTES

1. EXISTING CABLE TRAYS SHALL BE RE-USED UNLESS OTHERWISE NOTED.
2. EXISTING J-HOOKS SHALL BE RE-USED UNLESS OTHERWISE NOTED.
3. EXISTING TELECOMMUNICATIONS ROOM OR IT CLOSET. CONTRACTOR SHALL DEMO ALL PATCH PANELS AND CABLING RELATED TO THIS PROJECT. CONTRACTOR SHALL REMOVE ALL DATA CABLES FROM THE DEVICE TO THE SOURCE. CONTRACTOR SHALL COORDINATE WITH THE COR PRIOR TO BEGINNING WORK IN EACH TELECOM ROOM (TR) OR IT CLOSET.
4. DO NOT REMOVE ANY WALL MOUNT EQUIPMENT, ELECTRICAL CABLES AND EQUIPMENT, OR ANY CABLING OR DEVICE THAT IS NOT DATA RELATED. COORDINATE WITH COR PRIOR TO REMOVING CABLING FROM WALL FIELDS OR FROM WALL MOUNTED EQUIPMENT.
5. BUILDING AUTOMATION SYSTEMS (BAS) OR ELECTRONIC SECURITY SYSTEMS CABLES SHALL NOT BE REMOVED. COORDINATE WITH COR TO IDENTIFY BAS OR SECURITY CABLES.
6. EXISTING TELECOMMUNICATIONS OUTLET. CONTRACTOR SHALL REMOVE ALL DEVICE FACEPLATES AND MODULAR JACKS. EXISTING OUTLET BOXES AND CONDUITS SHALL BE PRESERVED FOR REUSE.
7. CONTRACTOR SHALL REMOVE ALL DATA CABLES EXCEPT CATEGORY 6A OR UNLESS OTHERWISE NOTED. CONTRACTOR SHALL COORDINATE WITH THE COR PRIOR TO REMOVING CABLES, OUTLETS, FACE PLATES, PATCH PANELS, AND PATCH CABLES.
8. CABLES SHALL NOT BE ABANDONED IN PLACE WITHOUT PRIOR APPROVAL OF THE COR.
9. WHERE CABLES ARE TO BE REMOVED, CONTRACTOR SHALL COMPLETELY REMOVE THE CABLE FROM OUTLET TO PATCH PANEL.
10. CONTRACTOR SHALL REMOVE NON-CATEGORY 6/6A FACE PLATES, MODULAR JACKS, AND PATCH PANELS AFTER CUT OVER TO NEW CATEGORY 6A CABLE PLANT.
11. CABLE SUPPORTS, SUCH AS CABLE TRAYS, OR J-HOOKS, THAT ARE NOT TO BE REUSED SHALL BE PRESERVED FOR REUSE. COORDINATE WITH THE COR PRIOR TO REMOVING CABLE SUPPORTS.
12. NURSE CALL SYSTEM TO BE MAINTAINED IN TR ROOM. CONTRACTOR SHALL COORDINATE NEW EQUIPMENT LOCATION WITH THE COR PRIOR TO MOVING THE NURSE CALL SYSTEM OR BEFORE WALL DEMOLITION BEGINS.
13. PRIOR TO RELOCATING WALL MOUNTED TV, CONTRACTOR SHALL COORDINATE WITH THE COR FOR THE NEW LOCATION AND PROVIDE NEW CATEGORY 6A DATA AND ELECTRICAL OUTLETS.

## KEYED NOTES

1. OUTLET MOUNTED BELOW COUNTER.
2. OUTLET MOUNTED ABOVE COUNTER.
3. SURFACE MOUNTED, WIREMOLD TYPE RACEWAY
4. SURFACE MOUNTED TO UNDERSIDE OF CABLE TRAY.
5. CABLE CHASE.
6. EXISTING CABLE TRAY

## KEY PLAN

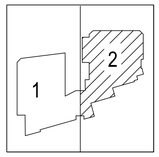


TRUE NORTH PLAN NORTH

| Revisions: | Date: |
|---|---|
| | |

**CONSULTANT**

HFS COMPANY
8718 Botts Lane
San Antonio, Texas 78217
www.hfscompany.com
Phone: (210) 816-4784
Fax: (210) 881-6808
jbianco@hfscompany.com

**PROJECT MANAGEMENT**

HFS COMPANY
8718 Botts Lane
San Antonio, Texas 78217
www.hfscompany.com
Phone: (210) 816-4784
Fax: (210) 881-6808
jbianco@hfscompany.com

REGISTERED COMMUNICATIONS DISTRIBUTION DESIGNER
BICSI
Raymond Martinez Jr.
BICSI ID # 143493
EXPIRES 03-31-24
RCDD
04-MAY-22

Construction and Facilities Management

VA U.S. Department of Veterans Affairs

| | |
|---|---|
| Drawing Title: BLDG. 2 - FIRST FLOOR - SOUTH TECHNOLOGY DEMO PLAN | Phase: 100% CONSTRUCTION DOCUMENTS |
| Approved: Project Director | FULLY SPRINKLERED |

| | |
|---|---|
| Project Title: CINCINNATI VAMC EHRM INFRASTRUCTURE UPGRADES | Project Number: 539-21-701 |
| | Building Number: 2 |
| Location: 3200 VINE ST., CINCINNATI, OH | Drawing Number: TD-211-C.2.1S |
| Issue Date: 04-MAY-2022 / Checked: NA / Drawn: RMJr | |

1 FLOOR PLAN - BLDG. 2 - SECOND FLOOR- NORTH
SCALE: 1/8" = 1'-0"

TRUE NORTH

PLAN NORTH

## DEMO NOTES

1. EXISTING CABLE TRAYS SHALL BE RE-USED UNLESS OTHERWISE NOTED.
2. EXISTING J-HOOKS SHALL BE RE-USED UNLESS OTHERWISE NOTED.
3. EXISTING TELECOMMUNICATIONS ROOM OR IT CLOSET. CONTRACTOR SHALL DEMO ALL PATCH PANELS AND CABLING RELATED TO THIS PROJECT. CONTRACTOR SHALL REMOVE ALL DATA CABLES FROM THE DEVICE TO THE SOURCE. CONTRACTOR SHALL COORDINATE WITH THE COR PRIOR TO BEGINNING WORK IN EACH TELECOM ROOM (TR) OR IT CLOSET.
4. DO NOT REMOVE ANY WALL MOUNT EQUIPMENT, ELECTRICAL CABLES AND EQUIPMENT, OR ANY CABLING OR DEVICE THAT IS NOT DATA RELATED. COORDINATE WITH COR PRIOR TO REMOVING CABLING FROM WALL FIELDS OR FROM WALL MOUNTED EQUIPMENT.
5. BUILDING AUTOMATION SYSTEMS (BAS) OR ELECTRONIC SECURITY SYSTEMS CABLES SHALL NOT BE REMOVED. COORDINATE WITH COR TO IDENTIFY BAS OR SECURITY CABLES.
6. EXISTING TELECOMMUNICATIONS OUTLET. CONTRACTOR SHALL REMOVE ALL DEVICE FACEPLATES AND MODULAR JACKS. EXISTING OUTLET BOXES AND CONDUITS SHALL BE PRESERVED FOR REUSE.
7. CONTRACTOR SHALL REMOVE ALL DATA CABLES EXCEPT CATEGORY 6A OR UNLESS OTHERWISE NOTED. CONTRACTOR SHALL COORDINATE WITH THE COR PRIOR TO REMOVING CABLES, OUTLETS, FACE PLATES, PATCH PANELS, AND PATCH CABLES.
8. CABLES SHALL NOT BE ABANDONED IN PLACE WITHOUT PRIOR APPROVAL OF THE COR.
9. WHERE CABLES ARE TO BE REMOVED, CONTRACTOR SHALL COMPLETELY REMOVE THE CABLE FROM OUTLET TO PATCH PANEL.
10. CONTRACTOR SHALL REMOVE NON-CATEGORY 6/6A FACE PLATES, MODULAR JACKS, AND PATCH PANELS AFTER CUT OVER TO NEW CATEGORY 6A CABLE PLANT.
11. CABLE SUPPORTS, SUCH AS CABLE TRAYS, OR J-HOOKS, THAT ARE NOT TO BE REUSED SHALL BE PRESERVED FOR REUSE. COORDINATE WITH THE COR PRIOR TO REMOVING CABLE SUPPORTS.
12. NURSE CALL SYSTEM TO BE MAINTAINED IN TR ROOM. CONTRACTOR SHALL COORDINATE NEW EQUIPMENT LOCATION WITH THE COR PRIOR TO MOVING THE NURSE CALL SYSTEM OR BEFORE WALL DEMOLITION BEGINS.
13. PRIOR TO RELOCATING WALL MOUNTED TV, CONTRACTOR SHALL COORDINATE WITH THE COR FOR THE NEW LOCATION AND PROVIDE NEW CATEGORY 6A DATA AND ELECTRICAL OUTLETS.

## KEYED NOTES

1. OUTLET MOUNTED BELOW COUNTER.
2. OUTLET MOUNTED ABOVE COUNTER.
3. SURFACE MOUNTED, WIREMOLD TYPE RACEWAY
4. SURFACE MOUNTED TO UNDERSIDE OF CABLE TRAY.
5. CABLE CHASE.
6. EXISTING CABLE TRAY

## KEY PLAN

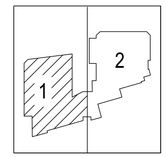


| Revisions: | Date: |
|---|---|
| | |

**CONSULTANT**

HFS COMPANY
8718 Botts Lane
San Antonio, Texas 78217
www.hfscompany.com
Phone: (210) 816-4784
Fax: (210) 881-6808
jbianco@hfscompany.com

**PROJECT MANAGEMENT**

HFS COMPANY
8718 Botts Lane
San Antonio, Texas 78217
www.hfscompany.com
Phone: (210) 816-4784
Fax: (210) 881-6808
jbianco@hfscompany.com

REGISTERED COMMUNICATIONS DISTRIBUTION DESIGNER
Bicsi
Raymond Martinez Jr.
BICSI ID # 143493
EXPIRES 03-31-24
RCDD
04-MAY-22

Construction and Facilities Management

VA U.S. Department of Veterans Affairs

Drawing Title: BLDG. 2 - SECOND FLOOR - NORTH TECHNOLOGY DEMO PLAN

Approved: Project Director

Phase: 100% CONSTRUCTION DOCUMENTS

FULLY SPRINKLERED

Project Title: CINCINNATI VAMC EHRM INFRASTRUCTURE UPGRADES

Location: 3200 VINE ST., CINCINNATI, OH

Issue Date: 04-MAY-2022 | Checked: NA | Drawn: RMJr

Project Number: 539-21-701

Building Number: 2

Drawing Number: TD-212-C.2.2N

SHEET NOTES:

1. THIS AREA IS NEW CONSTRUCTION. ALL CABLE AND MODULAR JACKS, AND TERMINATIONS IN THE EXISTING TR-202 ARE CATEGORY 6A.
2. CABLES TERMINATED IN THE EXISTING TR-202 WILL BE REMOVED AND REINSTALLED IN THE NEW TR - RM 204.
3. IT IS ANTICIPATED THAT THERE IS SUFFICIENT CABLE LENGTH TO ALLOW THE CABLES TO BE RELOCATED FROM THE EXISTING TR-202 TO TR-205. CONTRACTOR IS RESPONSIBLE FOR VERIFYING THAT THE CABLES CAN BE RELOCATED AND REINSTALLED IN TR-204.
4. CATEGORY 6A CABLES AND OUTLETS WILL BE TESTED FOR CERTIFICATION AS PART OF THE COMMISSIONING.

## DEMO NOTES

1. EXISTING CABLE TRAYS SHALL BE RE-USED UNLESS OTHERWISE NOTED.
2. EXISTING J-HOOKS SHALL BE RE-USED UNLESS OTHERWISE NOTED.
3. EXISTING TELECOMMUNICATIONS ROOM OR IT CLOSET. CONTRACTOR SHALL DEMO ALL PATCH PANELS AND CABLING RELATED TO THIS PROJECT. CONTRACTOR SHALL REMOVE ALL DATA CABLES FROM THE DEVICE TO THE SOURCE. CONTRACTOR SHALL COORDINATE WITH THE COR PRIOR TO BEGINNING WORK IN EACH TELECOM ROOM (TR) OR IT CLOSET.
4. DO NOT REMOVE ANY WALL MOUNT EQUIPMENT, ELECTRICAL CABLES AND EQUIPMENT, OR ANY CABLING OR DEVICE THAT IS NOT DATA RELATED. COORDINATE WITH COR PRIOR TO REMOVING CABLING FROM WALL FIELDS OR FROM WALL MOUNTED EQUIPMENT.
5. BUILDING AUTOMATION SYSTEMS (BAS) OR ELECTRONIC SECURITY SYSTEMS CABLES SHALL NOT BE REMOVED. COORDINATE WITH COR TO IDENTIFY BAS OR SECURITY CABLES.
6. EXISTING TELECOMMUNICATIONS OUTLET. CONTRACTOR SHALL REMOVE ALL DEVICE FACEPLATES AND MODULAR JACKS. EXISTING OUTLET BOXES AND CONDUITS SHALL BE PRESERVED FOR REUSE.
7. CONTRACTOR SHALL REMOVE ALL DATA CABLES EXCEPT CATEGORY 6A OR UNLESS OTHERWISE NOTED. CONTRACTOR SHALL COORDINATE WITH THE COR PRIOR TO REMOVING CABLES, OUTLETS, FACE PLATES, PATCH PANELS, AND PATCH CABLES.
8. CABLES SHALL NOT BE ABANDONED IN PLACE WITHOUT PRIOR APPROVAL OF THE COR.
9. WHERE CABLES ARE TO BE REMOVED, CONTRACTOR SHALL COMPLETELY REMOVE THE CABLE FROM OUTLET TO PATCH PANEL.
10. CONTRACTOR SHALL REMOVE NON-CATEGORY 6/6A FACE PLATES, MODULAR JACKS, AND PATCH PANELS AFTER CUT OVER TO NEW CATEGORY 6A CABLE PLANT.
11. CABLE SUPPORTS, SUCH AS CABLE TRAYS, OR J-HOOKS, THAT ARE NOT TO BE REUSED SHALL BE PRESERVED FOR REUSE. COORDINATE WITH THE COR PRIOR TO REMOVING CABLE SUPPORTS.
12. NURSE CALL SYSTEM TO BE MAINTAINED IN TR ROOM. CONTRACTOR SHALL COORDINATE NEW EQUIPMENT LOCATION WITH THE COR PRIOR TO MOVING THE NURSE CALL SYSTEM OR BEFORE WALL DEMOLITION BEGINS.
13. PRIOR TO RELOCATING WALL MOUNTED TV, CONTRACTOR SHALL COORDINATE WITH THE COR FOR THE NEW LOCATION AND PROVIDE NEW CATEGORY 6A DATA AND ELECTRICAL OUTLETS.

## KEYED NOTES

1. OUTLET MOUNTED BELOW COUNTER.
2. OUTLET MOUNTED ABOVE COUNTER.
3. SURFACE MOUNTED, WIREMOLD TYPE RACEWAY
4. SURFACE MOUNTED TO UNDERSIDE OF CABLE TRAY.
5. CABLE CHASE.
6. EXISTING CABLE TRAY

## KEY PLAN

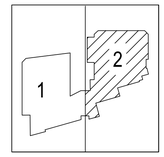


TRUE NORTH

PLAN NORTH

1 FLOOR PLAN - BLDG. 2 - SECOND FLOOR - SOUTH
SCALE: 1/8" = 1'-0"

| Revisions: | Date: |
|---|---|
| | |

**CONSULTANT**

HFS COMPANY
8718 Botts Lane
San Antonio, Texas 78217
www.hfscompany.com
Phone: (210) 816-4784
Fax: (210) 881-6808
jbianco@hfscompany.com

**PROJECT MANAGEMENT**

HFS COMPANY
8718 Botts Lane
San Antonio, Texas 78217
www.hfscompany.com
Phone: (210) 816-4784
Fax: (210) 881-6808
jbianco@hfscompany.com

REGISTERED COMMUNICATIONS DISTRIBUTION DESIGNER
Bicsi
Raymond Martinez Jr.
BICSI ID # 143493
EXPIRES 03-31-24
RCDD
04-MAY-22

Construction and Facilities Management

VA U.S. Department of Veterans Affairs

| | | | |
|---|---|---|---|
| Drawing Title: BLDG. 2 - SECOND FLOOR - SOUTH TECHNOLOGY DEMO PLAN | Phase: 100% CONSTRUCTION DOCUMENTS | Project Title: CINCINNATI VAMC EHRM INFRASTRUCTURE UPGRADES | Project Number: 539-21-701 |
| | | | Building Number: 2 |
| Approved: Project Director | FULLY SPRINKLERED | Location: 3200 VINE ST., CINCINNATI, OH | Drawing Number: TD-212-C.2.2S |
| | | Issue Date: 04-MAY-2022 / Checked: NA / Drawn: RMJr | |

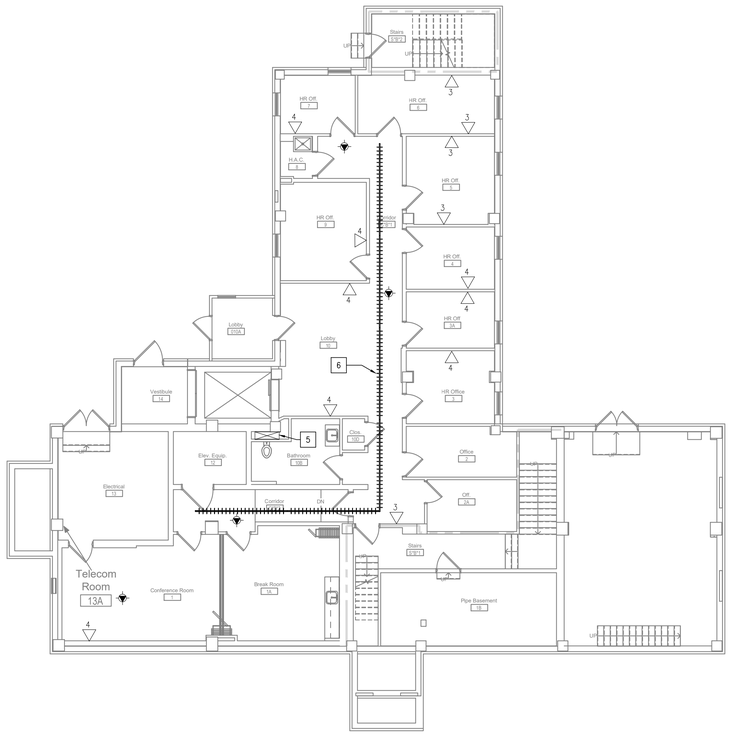


1 FLOOR PLAN - BLDG. 3 - BASEMENT
SCALE: 1/8" = 1'-0"

## DEMO NOTES

1. EXISTING CABLE TRAYS SHALL BE RE-USED UNLESS OTHERWISE NOTED.
2. EXISTING J-HOOKS SHALL BE RE-USED UNLESS OTHERWISE NOTED.
3. EXISTING TELECOMMUNICATIONS ROOM OR IT CLOSET. CONTRACTOR SHALL DEMO ALL PATCH PANELS AND CABLING RELATED TO THIS PROJECT. CONTRACTOR SHALL REMOVE ALL DATA CABLES FROM THE DEVICE TO THE SOURCE. CONTRACTOR SHALL COORDINATE WITH THE COR PRIOR TO BEGINNING WORK IN EACH TELECOM ROOM (TR) OR IT CLOSET.
4. DO NOT REMOVE ANY WALL MOUNT EQUIPMENT, ELECTRICAL CABLES AND EQUIPMENT, OR ANY CABLING OR DEVICE THAT IS NOT DATA RELATED. COORDINATE WITH COR PRIOR TO REMOVING CABLING FROM WALL FIELDS OR FROM WALL MOUNTED EQUIPMENT.
5. BUILDING AUTOMATION SYSTEMS (BAS) OR ELECTRONIC SECURITY SYSTEMS CABLES SHALL NOT BE REMOVED. COORDINATE WITH COR TO IDENTIFY BAS OR SECURITY CABLES.
6. EXISTING TELECOMMUNICATIONS OUTLET. CONTRACTOR SHALL REMOVE ALL DEVICE FACEPLATES AND MODULAR JACKS. EXISTING OUTLET BOXES AND CONDUITS SHALL BE PRESERVED FOR REUSE.
7. CONTRACTOR SHALL REMOVE ALL DATA CABLES EXCEPT CATEGORY 6A OR UNLESS OTHERWISE NOTED. CONTRACTOR SHALL COORDINATE WITH THE COR PRIOR TO REMOVING CABLES, OUTLETS, FACE PLATES, PATCH PANELS, AND PATCH CABLES.
8. CABLES SHALL NOT BE ABANDONED IN PLACE WITHOUT PRIOR APPROVAL OF THE COR.
9. WHERE CABLES ARE TO BE REMOVED, CONTRACTOR SHALL COMPLETELY REMOVE THE CABLE FROM OUTLET TO PATCH PANEL.
10. CONTRACTOR SHALL REMOVE NON-CATEGORY 6/6A FACE PLATES, MODULAR JACKS, AND PATCH PANELS AFTER CUT OVER TO NEW CATEGORY 6A CABLE PLANT.
11. CABLE SUPPORTS, SUCH AS CABLE TRAYS, OR J-HOOKS, THAT ARE NOT TO BE REUSED SHALL BE PRESERVED FOR REUSE. COORDINATE WITH THE COR PRIOR TO REMOVING CABLE SUPPORTS.
12. NURSE CALL SYSTEM TO BE MAINTAINED IN TR ROOM. CONTRACTOR SHALL COORDINATE NEW EQUIPMENT LOCATION WITH THE COR PRIOR TO MOVING THE NURSE CALL SYSTEM OR BEFORE WALL DEMOLITION BEGINS.
13. PRIOR TO RELOCATING WALL MOUNTED TV, CONTRACTOR SHALL COORDINATE WITH THE COR FOR THE NEW LOCATION AND PROVIDE NEW CATEGORY 6A DATA AND ELECTRICAL OUTLETS.

## KEYED NOTES

1. OUTLET MOUNTED BELOW COUNTER.
2. OUTLET MOUNTED ABOVE COUNTER.
3. SURFACE MOUNTED, WIREMOLD TYPE RACEWAY
4. SURFACE MOUNTED TO UNDERSIDE OF CABLE TRAY.
5. CABLE CHASE.
6. EXISTING CABLE TRAY

## KEY PLAN

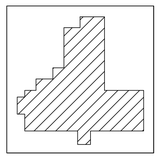

TRUE NORTH PLAN NORTH

| Revisions: | Date: |
|---|---|
| | |


CONSULTANT
HFS COMPANY
8718 Botts Lane
San Antonio, Texas 78217
www.hfscompany.com
Phone: (210) 816-4784
Fax: (210) 881-6808
jbianco@hfscompany.com

PROJECT MANAGEMENT
HFS COMPANY
8718 Botts Lane
San Antonio, Texas 78217
www.hfscompany.com
Phone: (210) 816-4784
Fax: (210) 881-6808
jbianco@hfscompany.com


REGISTERED COMMUNICATIONS DISTRIBUTION DESIGNER
Bicsi
Raymond Martinez Jr.
BICSI ID # 143493
EXPIRES 03-31-24
RCDD
04-MAY-22

Construction and Facilities Management

VA U.S. Department of Veterans Affairs

| | |
|---|---|
| Drawing Title: BLDG. 3 - BASEMENT TECHNOLOGY DEMO PLAN | Phase: 100% CONSTRUCTION DOCUMENTS |
| Approved: Project Director | FULLY SPRINKLERED |

| | |
|---|---|
| Project Title: CINCINNATI VAMC EHRM INFRASTRUCTURE UPGRADES | Project Number: 539-21-701 |
| | Building Number: 3 |
| Location: 3200 VINE ST., CINCINNATI, OH | Drawing Number: TD-220-C.3.B |

| Issue Date | Checked | Drawn |
|---|---|---|
| 04-MAY-2022 | NA | RMJr |

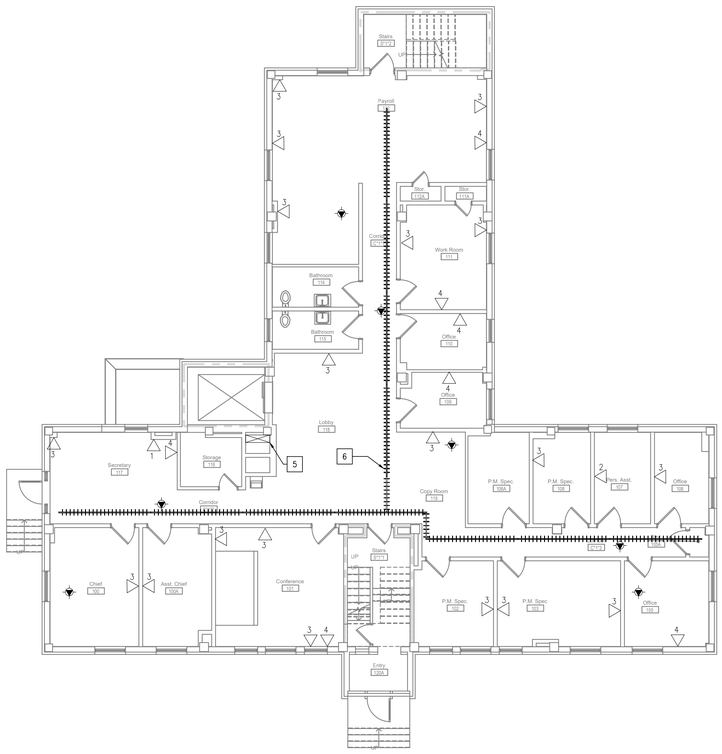


1 FLOOR PLAN - BLDG. 3 - FIRST FLOOR
SCALE: 1/8" = 1'-0"

## DEMO NOTES

1. EXISTING CABLE TRAYS SHALL BE RE-USED UNLESS OTHERWISE NOTED.
2. EXISTING J-HOOKS SHALL BE RE-USED UNLESS OTHERWISE NOTED.
3. EXISTING TELECOMMUNICATIONS ROOM OR IT CLOSET. CONTRACTOR SHALL DEMO ALL PATCH PANELS AND CABLING RELATED TO THIS PROJECT. CONTRACTOR SHALL REMOVE ALL DATA CABLES FROM THE DEVICE TO THE SOURCE. CONTRACTOR SHALL COORDINATE WITH THE COR PRIOR TO BEGINNING WORK IN EACH TELECOM ROOM (TR) OR IT CLOSET.
4. DO NOT REMOVE ANY WALL MOUNT EQUIPMENT, ELECTRICAL CABLES AND EQUIPMENT, OR ANY CABLING OR DEVICE THAT IS NOT DATA RELATED. COORDINATE WITH COR PRIOR TO REMOVING CABLING FROM WALL FIELDS OR FROM WALL MOUNTED EQUIPMENT.
5. BUILDING AUTOMATION SYSTEMS (BAS) OR ELECTRONIC SECURITY SYSTEMS CABLES SHALL NOT BE REMOVED. COORDINATE WITH COR TO IDENTIFY BAS OR SECURITY CABLES.
6. EXISTING TELECOMMUNICATIONS OUTLET. CONTRACTOR SHALL REMOVE ALL DEVICE FACEPLATES AND MODULAR JACKS. EXISTING OUTLET BOXES AND CONDUITS SHALL BE PRESERVED FOR REUSE.
7. CONTRACTOR SHALL REMOVE ALL DATA CABLES EXCEPT CATEGORY 6A OR UNLESS OTHERWISE NOTED. CONTRACTOR SHALL COORDINATE WITH THE COR PRIOR TO REMOVING CABLES, OUTLETS, FACE PLATES, PATCH PANELS, AND PATCH CABLES.
8. CABLES SHALL NOT BE ABANDONED IN PLACE WITHOUT PRIOR APPROVAL OF THE COR.
9. WHERE CABLES ARE TO BE REMOVED, CONTRACTOR SHALL COMPLETELY REMOVE THE CABLE FROM OUTLET TO PATCH PANEL.
10. CONTRACTOR SHALL REMOVE NON-CATEGORY 6/6A FACE PLATES, MODULAR JACKS, AND PATCH PANELS AFTER CUT OVER TO NEW CATEGORY 6A CABLE PLANT.
11. CABLE SUPPORTS, SUCH AS CABLE TRAYS, OR J-HOOKS, THAT ARE NOT TO BE REUSED SHALL BE PRESERVED FOR REUSE. COORDINATE WITH THE COR PRIOR TO REMOVING CABLE SUPPORTS.
12. NURSE CALL SYSTEM TO BE MAINTAINED IN TR ROOM. CONTRACTOR SHALL COORDINATE NEW EQUIPMENT LOCATION WITH THE COR PRIOR TO MOVING THE NURSE CALL SYSTEM OR BEFORE WALL DEMOLITION BEGINS.
13. PRIOR TO RELOCATING WALL MOUNTED TV, CONTRACTOR SHALL COORDINATE WITH THE COR FOR THE NEW LOCATION AND PROVIDE NEW CATEGORY 6A DATA AND ELECTRICAL OUTLETS.

## KEYED NOTES

1. OUTLET MOUNTED BELOW COUNTER.
2. OUTLET MOUNTED ABOVE COUNTER.
3. SURFACE MOUNTED, WIREMOLD TYPE RACEWAY
4. SURFACE MOUNTED TO UNDERSIDE OF CABLE TRAY.
5. CABLE CHASE.
6. EXISTING CABLE TRAY

## KEY PLAN

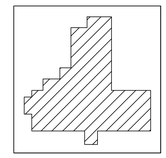

TRUE NORTH PLAN NORTH

| Revisions: | Date: |
|---|---|
| | |
| | |
| | |
| | |
| | |
| | |
| | |
| | |
| | |


CONSULTANT
HFS COMPANY
8718 Botts Lane
San Antonio, Texas 78217
www.hfscompany.com
Phone: (210) 816-4784
Fax: (210) 881-6808
jbianco@hfscompany.com

PROJECT MANAGEMENT
HFS COMPANY
8718 Botts Lane
San Antonio, Texas 78217
www.hfscompany.com
Phone: (210) 816-4784
Fax: (210) 881-6808
jbianco@hfscompany.com


REGISTERED COMMUNICATIONS DISTRIBUTION DESIGNER
Bicsi
Raymond Martinez Jr.
BICSI ID # 143493
EXPIRES 03-31-24
RCDD
04-MAY-22

Construction and Facilities Management

VA U.S. Department of Veterans Affairs

| | |
|---|---|
| Drawing Title | BLDG. 3 - FIRST FLOOR TECHNOLOGY DEMO PLAN |
| Approved: Project Director | |
| Phase | 100% CONSTRUCTION DOCUMENTS |
| | FULLY SPRINKLERED |
| Project Title | CINCINNATI VAMC EHRM INFRASTRUCTURE UPGRADES |
| Location | 3200 VINE ST., CINCINNATI, OH |
| Issue Date | 04-MAY-2022 |
| Checked | NA |
| Drawn | RMJr |
| Project Number | 539-21-701 |
| Building Number | 3 |
| Drawing Number | TD-221-C.3.1 |

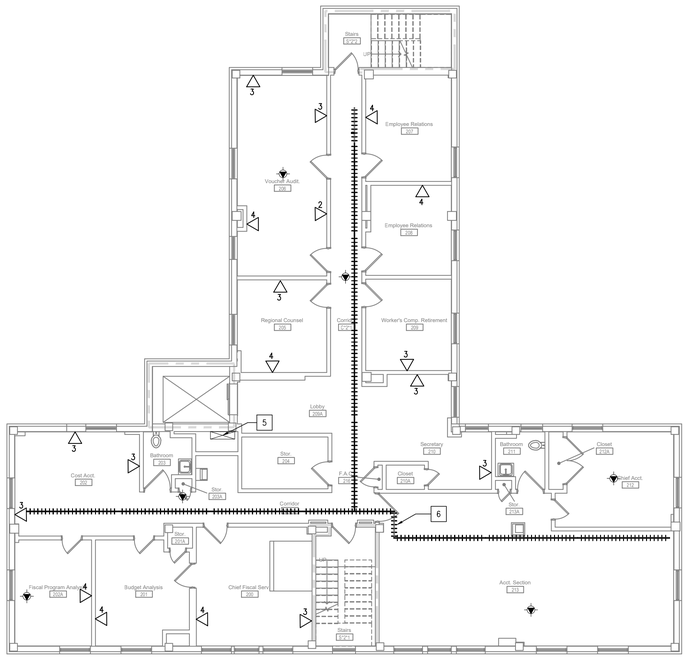


1 FLOOR PLAN - BLDG. 3 - SECOND FLOOR
SCALE: 1/8" = 1'-0"

## DEMO NOTES

1. EXISTING CABLE TRAYS SHALL BE RE-USED UNLESS OTHERWISE NOTED.
2. EXISTING J-HOOKS SHALL BE RE-USED UNLESS OTHERWISE NOTED.
3. EXISTING TELECOMMUNICATIONS ROOM OR IT CLOSET. CONTRACTOR SHALL DEMO ALL PATCH PANELS AND CABLING RELATED TO THIS PROJECT. CONTRACTOR SHALL REMOVE ALL DATA CABLES FROM THE DEVICE TO THE SOURCE. CONTRACTOR SHALL COORDINATE WITH THE COR PRIOR TO BEGINNING WORK IN EACH TELECOM ROOM (TR) OR IT CLOSET.
4. DO NOT REMOVE ANY WALL MOUNT EQUIPMENT, ELECTRICAL CABLES AND EQUIPMENT, OR ANY CABLING OR DEVICE THAT IS NOT DATA RELATED. COORDINATE WITH COR PRIOR TO REMOVING CABLING FROM WALL FIELDS OR FROM WALL MOUNTED EQUIPMENT.
5. BUILDING AUTOMATION SYSTEMS (BAS) OR ELECTRONIC SECURITY SYSTEMS CABLES SHALL NOT BE REMOVED. COORDINATE WITH COR TO IDENTIFY BAS OR SECURITY CABLES.
6. EXISTING TELECOMMUNICATIONS OUTLET. CONTRACTOR SHALL REMOVE ALL DEVICE FACEPLATES AND MODULAR JACKS. EXISTING OUTLET BOXES AND CONDUITS SHALL BE PRESERVED FOR REUSE.
7. CONTRACTOR SHALL REMOVE ALL DATA CABLES EXCEPT CATEGORY 6A OR UNLESS OTHERWISE NOTED. CONTRACTOR SHALL COORDINATE WITH THE COR PRIOR TO REMOVING CABLES, OUTLETS, FACE PLATES, PATCH PANELS, AND PATCH CABLES.
8. CABLES SHALL NOT BE ABANDONED IN PLACE WITHOUT PRIOR APPROVAL OF THE COR.
9. WHERE CABLES ARE TO BE REMOVED, CONTRACTOR SHALL COMPLETELY REMOVE THE CABLE FROM OUTLET TO PATCH PANEL.
10. CONTRACTOR SHALL REMOVE NON-CATEGORY 6/6A FACE PLATES, MODULAR JACKS, AND PATCH PANELS AFTER CUT OVER TO NEW CATEGORY 6A CABLE PLANT.
11. CABLE SUPPORTS, SUCH AS CABLE TRAYS, OR J-HOOKS, THAT ARE NOT TO BE REUSED SHALL BE PRESERVED FOR REUSE. COORDINATE WITH THE COR PRIOR TO REMOVING CABLE SUPPORTS.
12. NURSE CALL SYSTEM TO BE MAINTAINED IN TR ROOM. CONTRACTOR SHALL COORDINATE NEW EQUIPMENT LOCATION WITH THE COR PRIOR TO MOVING THE NURSE CALL SYSTEM OR BEFORE WALL DEMOLITION BEGINS.
13. PRIOR TO RELOCATING WALL MOUNTED TV, CONTRACTOR SHALL COORDINATE WITH THE COR FOR THE NEW LOCATION AND PROVIDE NEW CATEGORY 6A DATA AND ELECTRICAL OUTLETS.

## KEYED NOTES

1. OUTLET MOUNTED BELOW COUNTER.
2. OUTLET MOUNTED ABOVE COUNTER.
3. SURFACE MOUNTED, WIREMOLD TYPE RACEWAY
4. SURFACE MOUNTED TO UNDERSIDE OF CABLE TRAY.
5. CABLE CHASE.
6. EXISTING CABLE TRAY

## KEY PLAN

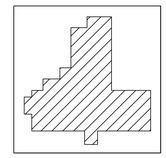

TRUE NORTH PLAN NORTH

| Revisions: | Date: |
|---|---|
| | |


CONSULTANT
HFS COMPANY
8718 Botts Lane
San Antonio, Texas 78217
www.hfscompany.com
Phone: (210) 816-4784
Fax: (210) 881-6808
jbianco@hfscompany.com

PROJECT MANAGEMENT
HFS COMPANY
8718 Botts Lane
San Antonio, Texas 78217
www.hfscompany.com
Phone: (210) 816-4784
Fax: (210) 881-6808
jbianco@hfscompany.com


REGISTERED COMMUNICATIONS DISTRIBUTION DESIGNER
Bicsi
Raymond Martinez Jr.
BICSI ID # 143493
EXPIRES 03-31-24
RCDD
04-MAY-22

Construction and Facilities Management
VA U.S. Department of Veterans Affairs

| | | | |
|---|---|---|---|
| Drawing Title: BLDG. 3 - SECOND FLOOR TECHNOLOGY DEMO PLAN | Phase: 100% CONSTRUCTION DOCUMENTS | Project Title: CINCINNATI VAMC EHRM INFRASTRUCTURE UPGRADES | Project Number: 539-21-701 |
| | | | Building Number: 3 |
| Approved: Project Director | FULLY SPRINKLERED | Location: 3200 VINE ST., CINCINNATI, OH | Drawing Number: TD-222-C.3.2 |
| | | Issue Date: 04-MAY-2022 / Checked: NA / Drawn: RMJr | |

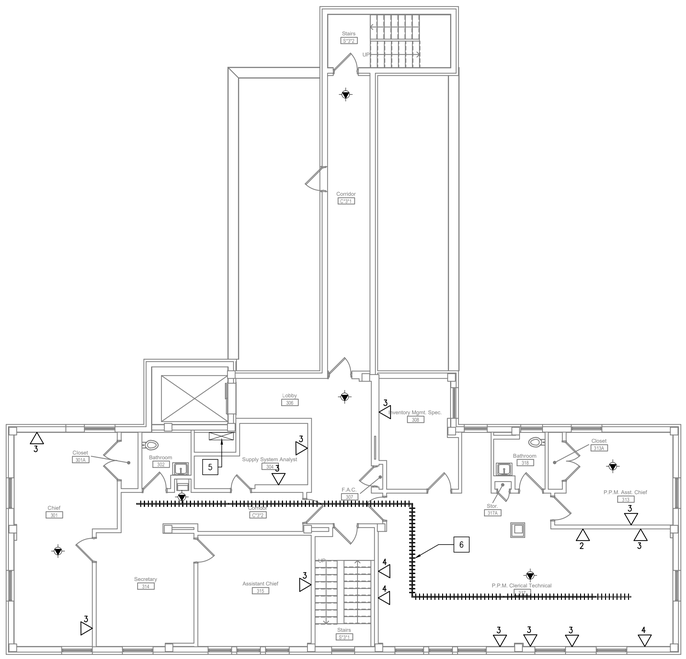


1 FLOOR PLAN - BLDG. 3 - THIRD FLOOR
SCALE: 1/8" = 1'-0"

## DEMO NOTES

1. EXISTING CABLE TRAYS SHALL BE RE-USED UNLESS OTHERWISE NOTED.
2. EXISTING J-HOOKS SHALL BE RE-USED UNLESS OTHERWISE NOTED.
3. EXISTING TELECOMMUNICATIONS ROOM OR IT CLOSET. CONTRACTOR SHALL DEMO ALL PATCH PANELS AND CABLING RELATED TO THIS PROJECT. CONTRACTOR SHALL REMOVE ALL DATA CABLES FROM THE DEVICE TO THE SOURCE. CONTRACTOR SHALL COORDINATE WITH THE COR PRIOR TO BEGINNING WORK IN EACH TELECOM ROOM (TR) OR IT CLOSET.
4. DO NOT REMOVE ANY WALL MOUNT EQUIPMENT, ELECTRICAL CABLES AND EQUIPMENT, OR ANY CABLING OR DEVICE THAT IS NOT DATA RELATED. COORDINATE WITH COR PRIOR TO REMOVING CABLING FROM WALL FIELDS OR FROM WALL MOUNTED EQUIPMENT.
5. BUILDING AUTOMATION SYSTEMS (BAS) OR ELECTRONIC SECURITY SYSTEMS CABLES SHALL NOT BE REMOVED. COORDINATE WITH COR TO IDENTIFY BAS OR SECURITY CABLES.
6. EXISTING TELECOMMUNICATIONS OUTLET. CONTRACTOR SHALL REMOVE ALL DEVICE FACEPLATES AND MODULAR JACKS. EXISTING OUTLET BOXES AND CONDUITS SHALL BE PRESERVED FOR REUSE.
7. CONTRACTOR SHALL REMOVE ALL DATA CABLES EXCEPT CATEGORY 6A OR UNLESS OTHERWISE NOTED. CONTRACTOR SHALL COORDINATE WITH THE COR PRIOR TO REMOVING CABLES, OUTLETS, FACE PLATES, PATCH PANELS, AND PATCH CABLES.
8. CABLES SHALL NOT BE ABANDONED IN PLACE WITHOUT PRIOR APPROVAL OF THE COR.
9. WHERE CABLES ARE TO BE REMOVED, CONTRACTOR SHALL COMPLETELY REMOVE THE CABLE FROM OUTLET TO PATCH PANEL.
10. CONTRACTOR SHALL REMOVE NON-CATEGORY 6/6A FACE PLATES, MODULAR JACKS, AND PATCH PANELS AFTER CUT OVER TO NEW CATEGORY 6A CABLE PLANT.
11. CABLE SUPPORTS, SUCH AS CABLE TRAYS, OR J-HOOKS, THAT ARE NOT TO BE REUSED SHALL BE PRESERVED FOR REUSE. COORDINATE WITH THE COR PRIOR TO REMOVING CABLE SUPPORTS.
12. NURSE CALL SYSTEM TO BE MAINTAINED IN TR ROOM. CONTRACTOR SHALL COORDINATE NEW EQUIPMENT LOCATION WITH THE COR PRIOR TO MOVING THE NURSE CALL SYSTEM OR BEFORE WALL DEMOLITION BEGINS.
13. PRIOR TO RELOCATING WALL MOUNTED TV, CONTRACTOR SHALL COORDINATE WITH THE COR FOR THE NEW LOCATION AND PROVIDE NEW CATEGORY 6A DATA AND ELECTRICAL OUTLETS.

## KEYED NOTES

1. OUTLET MOUNTED BELOW COUNTER.
2. OUTLET MOUNTED ABOVE COUNTER.
3. SURFACE MOUNTED, WIREMOLD TYPE RACEWAY
4. SURFACE MOUNTED TO UNDERSIDE OF CABLE TRAY.
5. CABLE CHASE.
6. EXISTING CABLE TRAY

## KEY PLAN

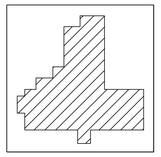

TRUE NORTH PLAN NORTH

| Revisions: | Date: |
|---|---|
| | |


CONSULTANT
HFS COMPANY
8718 Botts Lane
San Antonio, Texas 78217
www.hfscompany.com
Phone: (210) 816-4784
Fax: (210) 881-6808
jbianco@hfscompany.com

PROJECT MANAGEMENT
HFS COMPANY
8718 Botts Lane
San Antonio, Texas 78217
www.hfscompany.com
Phone: (210) 816-4784
Fax: (210) 881-6808
jbianco@hfscompany.com


REGISTERED COMMUNICATIONS DISTRIBUTION DESIGNER
Bicsi
Raymond Martinez Jr.
BICSI ID # 143493
EXPIRES 12-31-24
RCDD
04-MAY-22

Construction and Facilities Management
VA U.S. Department of Veterans Affairs

| | | | |
|---|---|---|---|
| Drawing Title: BLDG. 3 - THIRD FLOOR TECHNOLOGY DEMO PLAN | Phase: 100% CONSTRUCTION DOCUMENTS | Project Title: CINCINNATI VAMC EHRM INFRASTRUCTURE UPGRADES | Project Number: 539-21-701 |
| | | | Building Number: 3 |
| Approved: Project Director | FULLY SPRINKLERED | Location: 3200 VINE ST., CINCINNATI, OH | Drawing Number: TD-223-C.3.3 |
| | | Issue Date: 04-MAY-2022 / Checked: NA / Drawn: RMJr | |

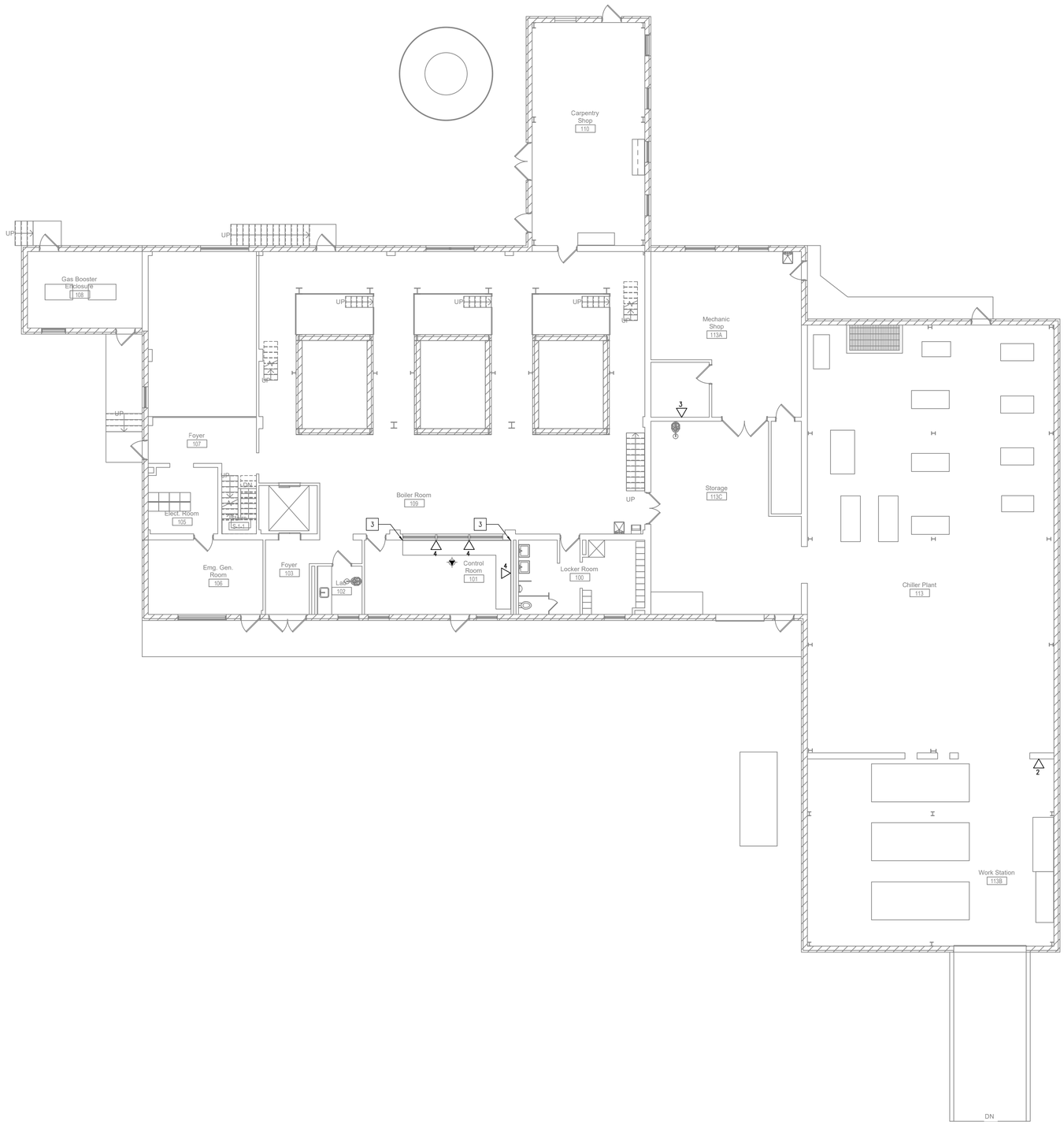


1 FLOOR PLAN - BLDG. 8 - FIRST FLOOR
SCALE: 1/8" = 1'-0"

## DEMO NOTES

1. EXISTING CABLE TRAYS SHALL BE RE-USED UNLESS OTHERWISE NOTED.
2. EXISTING J-HOOKS SHALL BE RE-USED UNLESS OTHERWISE NOTED.
3. EXISTING TELECOMMUNICATIONS ROOM OR IT CLOSET. CONTRACTOR SHALL DEMO ALL PATCH PANELS AND CABLING RELATED TO THIS PROJECT. CONTRACTOR SHALL REMOVE ALL DATA CABLES FROM THE DEVICE TO THE SOURCE. CONTRACTOR SHALL COORDINATE WITH THE COR PRIOR TO BEGINNING WORK IN EACH TELECOM ROOM (TR) OR IT CLOSET.
4. DO NOT REMOVE ANY WALL MOUNT EQUIPMENT, ELECTRICAL CABLES AND EQUIPMENT, OR ANY CABLING OR DEVICE THAT IS NOT DATA RELATED. COORDINATE WITH COR PRIOR TO REMOVING CABLING FROM WALL FIELDS OR FROM WALL MOUNTED EQUIPMENT.
5. BUILDING AUTOMATION SYSTEMS (BAS) OR ELECTRONIC SECURITY SYSTEMS CABLES SHALL NOT BE REMOVED. COORDINATE WITH COR TO IDENTIFY BAS OR SECURITY CABLES.
6. EXISTING TELECOMMUNICATIONS OUTLET. CONTRACTOR SHALL REMOVE ALL DEVICE FACEPLATES AND MODULAR JACKS. EXISTING OUTLET BOXES AND CONDUITS SHALL BE PRESERVED FOR REUSE.
7. CONTRACTOR SHALL REMOVE ALL DATA CABLES EXCEPT CATEGORY 6A OR UNLESS OTHERWISE NOTED. CONTRACTOR SHALL COORDINATE WITH THE COR PRIOR TO REMOVING CABLES, OUTLETS, FACE PLATES, PATCH PANELS, AND PATCH CABLES.
8. CABLES SHALL NOT BE ABANDONED IN PLACE WITHOUT PRIOR APPROVAL OF THE COR.
9. WHERE CABLES ARE TO BE REMOVED, CONTRACTOR SHALL COMPLETELY REMOVE THE CABLE FROM OUTLET TO PATCH PANEL.
10. CONTRACTOR SHALL REMOVE NON-CATEGORY 6/6A FACE PLATES, MODULAR JACKS, AND PATCH PANELS AFTER CUT OVER TO NEW CATEGORY 6A CABLE PLANT.
11. CABLE SUPPORTS, SUCH AS CABLE TRAYS, OR J-HOOKS, THAT ARE NOT TO BE REUSED SHALL BE PRESERVED FOR REUSE. COORDINATE WITH THE COR PRIOR TO REMOVING CABLE SUPPORTS.
12. NURSE CALL SYSTEM TO BE MAINTAINED IN TR ROOM. CONTRACTOR SHALL COORDINATE NEW EQUIPMENT LOCATION WITH THE COR PRIOR TO MOVING THE NURSE CALL SYSTEM OR BEFORE WALL DEMOLITION BEGINS.
13. PRIOR TO RELOCATING WALL MOUNTED TV, CONTRACTOR SHALL COORDINATE WITH THE COR FOR THE NEW LOCATION AND PROVIDE NEW CATEGORY 6A DATA AND ELECTRICAL OUTLETS.

## KEYED NOTES

1. OUTLET MOUNTED BELOW COUNTER.
2. OUTLET MOUNTED ABOVE COUNTER.
3. SURFACE MOUNTED, WIREMOLD TYPE RACEWAY
4. SURFACE MOUNTED TO UNDERSIDE OF CABLE TRAY.
5. CABLE CHASE.
6. EXISTING CABLE TRAY

## KEY PLAN



TRUE NORTH PLAN NORTH

| Revisions: | Date: |
|---|---|
| | |


CONSULTANT
HFS COMPANY
8718 Botts Lane
San Antonio, Texas 78217
www.hfscompany.com
Phone: (210) 816-4784
Fax: (210) 881-6808
jbianco@hfscompany.com

PROJECT MANAGEMENT
HFS COMPANY
8718 Botts Lane
San Antonio, Texas 78217
www.hfscompany.com
Phone: (210) 816-4784
Fax: (210) 881-6808
jbianco@hfscompany.com


REGISTERED COMMUNICATIONS DISTRIBUTION DESIGNER
Bicsi
Raymond Martinez Jr.
BICSI ID # 143493
EXPIRES 12-31-24
RCDD
04-MAY-22

Construction and Facilities Management
VA U.S. Department of Veterans Affairs

| | | | |
|---|---|---|---|
| Drawing Title: BLDG. 8 - FIRST FLOOR TECHNOLOGY DEMO PLAN | Phase: 100% CONSTRUCTION DOCUMENTS | Project Title: CINCINNATI VAMC EHRM INFRASTRUCTURE UPGRADES | Project Number: 539-21-701 |
| | | | Building Number: 8 |
| Approved: Project Director | FULLY SPRINKLERED | Location: 3200 VINE ST., CINCINNATI, OH | Drawing Number: TD-231-C.8.1 |
| | | Issue Date: 04-MAY-2022 / Checked: NA / Drawn: RMJr | |

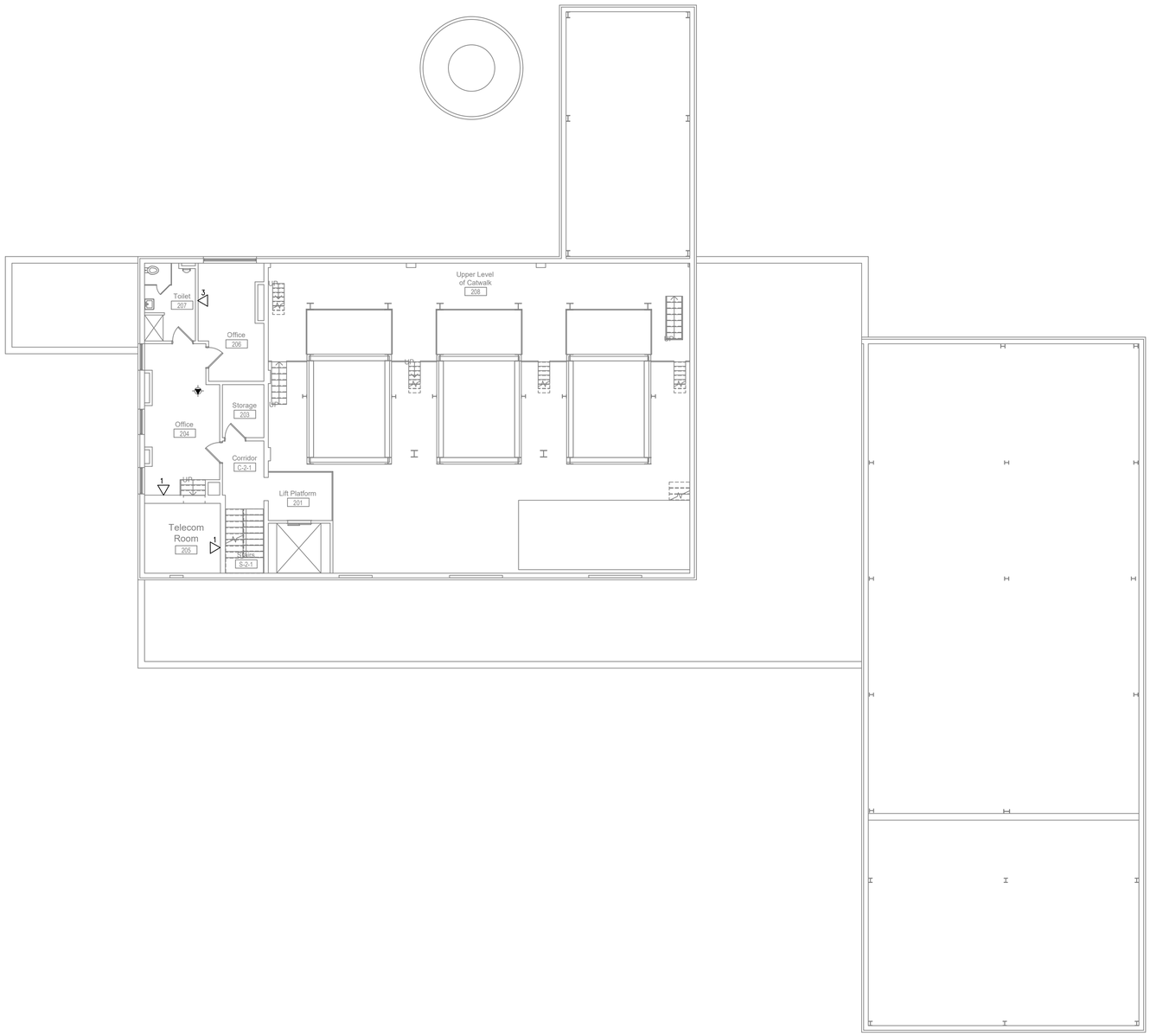


1 FLOOR PLAN - BLDG. 8 - SECOND FLOOR
SCALE: 1/8" = 1'-0"

## DEMO NOTES

1. EXISTING CABLE TRAYS SHALL BE RE-USED UNLESS OTHERWISE NOTED.
2. EXISTING J-HOOKS SHALL BE RE-USED UNLESS OTHERWISE NOTED.
3. EXISTING TELECOMMUNICATIONS ROOM OR IT CLOSET. CONTRACTOR SHALL DEMO ALL PATCH PANELS AND CABLING RELATED TO THIS PROJECT. CONTRACTOR SHALL REMOVE ALL DATA CABLES FROM THE DEVICE TO THE SOURCE. CONTRACTOR SHALL COORDINATE WITH THE COR PRIOR TO BEGINNING WORK IN EACH TELECOM ROOM (TR) OR IT CLOSET.
4. DO NOT REMOVE ANY WALL MOUNT EQUIPMENT, ELECTRICAL CABLES AND EQUIPMENT, OR ANY CABLING OR DEVICE THAT IS NOT DATA RELATED. COORDINATE WITH COR PRIOR TO REMOVING CABLING FROM WALL FIELDS OR FROM WALL MOUNTED EQUIPMENT.
5. BUILDING AUTOMATION SYSTEMS (BAS) OR ELECTRONIC SECURITY SYSTEMS CABLES SHALL NOT BE REMOVED. COORDINATE WITH COR TO IDENTIFY BAS OR SECURITY CABLES.
6. EXISTING TELECOMMUNICATIONS OUTLET. CONTRACTOR SHALL REMOVE ALL DEVICE FACEPLATES AND MODULAR JACKS. EXISTING OUTLET BOXES AND CONDUITS SHALL BE PRESERVED FOR REUSE.
7. CONTRACTOR SHALL REMOVE ALL DATA CABLES EXCEPT CATEGORY 6A OR UNLESS OTHERWISE NOTED. CONTRACTOR SHALL COORDINATE WITH THE COR PRIOR TO REMOVING CABLES, OUTLETS, FACE PLATES, PATCH PANELS, AND PATCH CABLES.
8. CABLES SHALL NOT BE ABANDONED IN PLACE WITHOUT PRIOR APPROVAL OF THE COR.
9. WHERE CABLES ARE TO BE REMOVED, CONTRACTOR SHALL COMPLETELY REMOVE THE CABLE FROM OUTLET TO PATCH PANEL.
10. CONTRACTOR SHALL REMOVE NON-CATEGORY 6/6A FACE PLATES, MODULAR JACKS, AND PATCH PANELS AFTER CUT OVER TO NEW CATEGORY 6A CABLE PLANT.
11. CABLE SUPPORTS, SUCH AS CABLE TRAYS, OR J-HOOKS, THAT ARE NOT TO BE REUSED SHALL BE PRESERVED FOR REUSE. COORDINATE WITH THE COR PRIOR TO REMOVING CABLE SUPPORTS.
12. NURSE CALL SYSTEM TO BE MAINTAINED IN TR ROOM. CONTRACTOR SHALL COORDINATE NEW EQUIPMENT LOCATION WITH THE COR PRIOR TO MOVING THE NURSE CALL SYSTEM OR BEFORE WALL DEMOLITION BEGINS.
13. PRIOR TO RELOCATING WALL MOUNTED TV, CONTRACTOR SHALL COORDINATE WITH THE COR FOR THE NEW LOCATION AND PROVIDE NEW CATEGORY 6A DATA AND ELECTRICAL OUTLETS.

## KEYED NOTES

1. OUTLET MOUNTED BELOW COUNTER.
2. OUTLET MOUNTED ABOVE COUNTER.
3. SURFACE MOUNTED, WIREMOLD TYPE RACEWAY
4. SURFACE MOUNTED TO UNDERSIDE OF CABLE TRAY.
5. CABLE CHASE.
6. EXISTING CABLE TRAY

## KEY PLAN



TRUE NORTH PLAN NORTH

| Revisions: | Date: |
|---|---|
| | |


CONSULTANT
HFS COMPANY
8718 Botts Lane
San Antonio, Texas 78217
www.hfscompany.com
Phone: (210) 816-4784
Fax: (210) 881-6808
jbianco@hfscompany.com

PROJECT MANAGEMENT
HFS COMPANY
8718 Botts Lane
San Antonio, Texas 78217
www.hfscompany.com
Phone: (210) 816-4784
Fax: (210) 881-6808
jbianco@hfscompany.com


REGISTERED COMMUNICATIONS DISTRIBUTION DESIGNER
Bicsi
Raymond Martinez Jr.
BICSI ID # 143493
Expires 12-31-24
RCDD
04-MAY-22

Construction and Facilities Management

VA U.S. Department of Veterans Affairs

| | |
|---|---|
| Drawing Title: BLDG. 8 - SECOND FLOOR TECHNOLOGY DEMO PLAN | Phase: 100% CONSTRUCTION DOCUMENTS |
| Approved: Project Director | FULLY SPRINKLERED |

| | |
|---|---|
| Project Title: CINCINNATI VAMC EHRM INFRASTRUCTURE UPGRADES | Project Number: 539-21-701 |
| | Building Number: 8 |
| Location: 3200 VINE ST., CINCINNATI, OH | Drawing Number: TD-232-C.8.2 |
| Issue Date: 04-MAY-2022 / Checked: NA / Drawn: RMJr | |

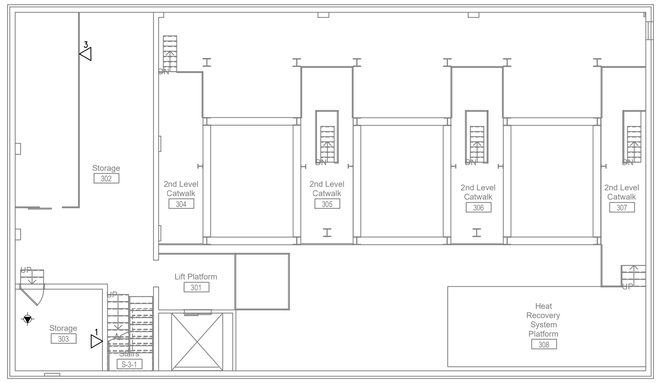


## DEMO NOTES

1. EXISTING CABLE TRAYS SHALL BE RE-USED UNLESS OTHERWISE NOTED.
2. EXISTING J-HOOKS SHALL BE RE-USED UNLESS OTHERWISE NOTED.
3. EXISTING TELECOMMUNICATIONS ROOM OR IT CLOSET. CONTRACTOR SHALL DEMO ALL PATCH PANELS AND CABLING RELATED TO THIS PROJECT. CONTRACTOR SHALL REMOVE ALL DATA CABLES FROM THE DEVICE TO THE SOURCE. CONTRACTOR SHALL COORDINATE WITH THE COR PRIOR TO BEGINNING WORK IN EACH TELECOM ROOM (TR) OR IT CLOSET.
4. DO NOT REMOVE ANY WALL MOUNT EQUIPMENT, ELECTRICAL CABLES AND EQUIPMENT, OR ANY CABLING OR DEVICE THAT IS NOT DATA RELATED. COORDINATE WITH COR PRIOR TO REMOVING CABLING FROM WALL FIELDS OR FROM WALL MOUNTED EQUIPMENT.
5. BUILDING AUTOMATION SYSTEMS (BAS) OR ELECTRONIC SECURITY SYSTEMS CABLES SHALL NOT BE REMOVED. COORDINATE WITH COR TO IDENTIFY BAS OR SECURITY CABLES.
6. EXISTING TELECOMMUNICATIONS OUTLET. CONTRACTOR SHALL REMOVE ALL DEVICE FACEPLATES AND MODULAR JACKS. EXISTING OUTLET BOXES AND CONDUITS SHALL BE PRESERVED FOR REUSE.
7. CONTRACTOR SHALL REMOVE ALL DATA CABLES EXCEPT CATEGORY 6A OR UNLESS OTHERWISE NOTED. CONTRACTOR SHALL COORDINATE WITH THE COR PRIOR TO REMOVING CABLES, OUTLETS, FACE PLATES, PATCH PANELS, AND PATCH CABLES.
8. CABLES SHALL NOT BE ABANDONED IN PLACE WITHOUT PRIOR APPROVAL OF THE COR.
9. WHERE CABLES ARE TO BE REMOVED, CONTRACTOR SHALL COMPLETELY REMOVE THE CABLE FROM OUTLET TO PATCH PANEL.
10. CONTRACTOR SHALL REMOVE NON-CATEGORY 6/6A FACE PLATES, MODULAR JACKS, AND PATCH PANELS AFTER CUT OVER TO NEW CATEGORY 6A CABLE PLANT.
11. CABLE SUPPORTS, SUCH AS CABLE TRAYS, OR J-HOOKS, THAT ARE NOT TO BE REUSED SHALL BE PRESERVED FOR REUSE. COORDINATE WITH THE COR PRIOR TO REMOVING CABLE SUPPORTS.
12. NURSE CALL SYSTEM TO BE MAINTAINED IN TR ROOM. CONTRACTOR SHALL COORDINATE NEW EQUIPMENT LOCATION WITH THE COR PRIOR TO MOVING THE NURSE CALL SYSTEM OR BEFORE WALL DEMOLITION BEGINS.
13. PRIOR TO RELOCATING WALL MOUNTED TV, CONTRACTOR SHALL COORDINATE WITH THE COR FOR THE NEW LOCATION AND PROVIDE NEW CATEGORY 6A DATA AND ELECTRICAL OUTLETS.

## KEYED NOTES

1. OUTLET MOUNTED BELOW COUNTER.
2. OUTLET MOUNTED ABOVE COUNTER.
3. SURFACE MOUNTED, WIREMOLD TYPE RACEWAY
4. SURFACE MOUNTED TO UNDERSIDE OF CABLE TRAY.
5. CABLE CHASE.
6. EXISTING CABLE TRAY

## KEY PLAN

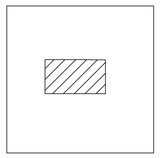

TRUE NORTH PLAN NORTH

1 FLOOR PLAN - BLDG. 8 - THIRD FLOOR
SCALE: 1/8" = 1'-0"

| Revisions: | Date: |
|---|---|
| | |
| | |
| | |
| | |
| | |
| | |
| | |
| | |
| | |


CONSULTANT
HFS COMPANY
8718 Botts Lane
San Antonio, Texas 78217
www.hfscompany.com
Phone: (210) 816-4784
Fax: (210) 881-6808
jbianco@hfscompany.com

PROJECT MANAGEMENT
HFS COMPANY
8718 Botts Lane
San Antonio, Texas 78217
www.hfscompany.com
Phone: (210) 816-4784
Fax: (210) 881-6808
jbianco@hfscompany.com


REGISTERED COMMUNICATIONS DISTRIBUTION DESIGNER
Bicsi
Raymond Martinez Jr.
BICSI ID # 143493
EXPIRES 03-31-24
RCDD
04-MAY-22

Construction and Facilities Management

VA U.S. Department of Veterans Affairs

Drawing Title: BLDG. 8 - THIRD FLOOR TECHNOLOGY DEMO PLAN

Approved: Project Director

Phase: 100% CONSTRUCTION DOCUMENTS

FULLY SPRINKLERED

Project Title: CINCINNATI VAMC EHRM INFRASTRUCTURE UPGRADES

Location: 3200 VINE ST., CINCINNATI, OH

| Issue Date | Checked | Drawn |
|---|---|---|
| 04-MAY-2022 | NA | RMJr |

Project Number: 539-21-701

Building Number: 8

Drawing Number: TD-233-C.8.3

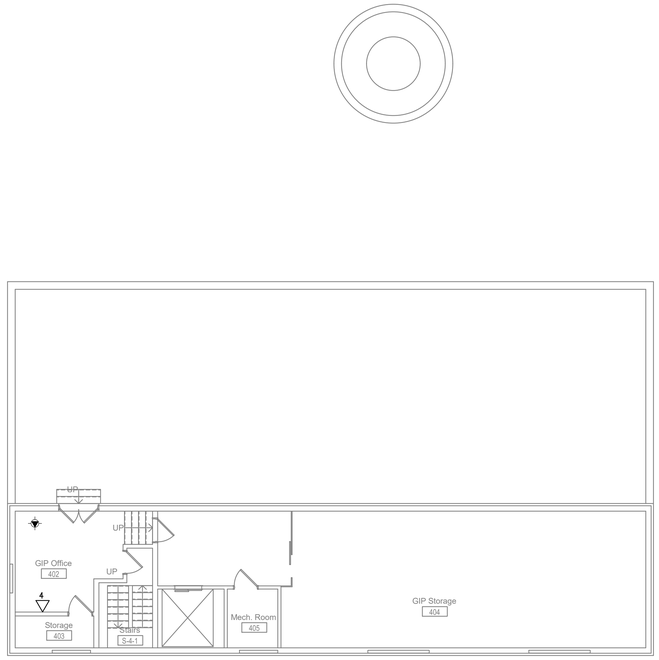


1 FLOOR PLAN - BLDG. 8 - FOURTH FLOOR
SCALE: 1/8" = 1'-0"

## GENERAL NOTES

1. CONTRACTOR SHALL INSTALL BACKBONE RISER SLEEVES OF THE SIZE AS INDICATED ON THE PLANS. REFER TO SECTION 27 15 00 COMMUNICATIONS STRUCTURED CABLING AND SECTION 27 05 33 RACEWAYS AND BOXES FOR COMMUNICATIONS SYSTEMS.
2. CONTRACTOR SHALL X-RAY CONCRETE FLOOR BEFORE CORE DRILLING. CONTRACTOR SHALL COORDINATE WITH THE COR BEFORE BEGINNING DRILLING.
3. CONTRACTOR SHALL FIRESTOP RISER SLEEVES AND EMPTY SPARE RISER SLEEVES. REFER TO SECTION 07 84 00 FIRESTOPPING.
4. CONTRACTOR SHALL INSTALL AN VERTICAL LADDER TYPE CABLE TRAY ON THE WALL ABOVE THE VERTICAL RISER SLEEVES FOR BACKBONE CABLE SUPPORT AS INDICATED ON THE PLANS. THE CABLE TRAY SHALL BE SECURELY ANCHORED TO THE WALL SUFFICIENT TO SUPPORT THE TOTAL WEIGHT OF CABLES AND CABLE TRAY PLUS 50%.
5. CONTRACTOR SHALL INSTALL CABLE SUPPORTS SUFFICIENT TO SUPPORT COMMUNICATIONS CABLES ON THE VERTICAL CABLE TRAY WITHOUT DAMAGING OR DEFORMING THE CABLE.
6. CONTRACTOR SHALL LABEL EACH CABLE AT 42 INCHES A.F.F. ON EACH FLOOR. REFER TO SECTION 27 15 00 COMMUNICATIONS STRUCTURED CABLING.
2. CONTRACTOR SHALL INSTALL NEW J-HOOKS WHERE THERE IS NO CABLE TRAY OR COMMUNICATIONS CONDUIT UNLESS OTHERWISE NOTED.
3. CONTRACTOR SHALL INSTALL NEW CATEGORY 6A PATCH PANELS IN THE TELECOMMUNICATION ROOM AS INDICATED ON RACK ELEVATIONS.
4. CONTRACTOR SHALL RE-TERMINATE AND TEST CABLING REMOVED FROM ANY WALL MOUNT EQUIPMENT UNLESS OTHERWISE NOTED. TESTING SHALL BE PERFORMED BY THE CONTRACTOR DURING COMMISSIONING.
5. CONTRACTOR SHALL INSTALL NEW CATEGORY 6A TELECOMMUNICATIONS/DATA OUTLET AS INDICATED. EXISTING COMMUNICATION OUTLET BOXES AND CONDUITS TO BE REUSED.
6. CONTRACTOR SHALL REPLACE ALL DATA CABLE WITH NEW CATEGORY 6A CABLE UNLESS OTHERWISE NOTED.
7. CONTRACTOR SHALL TERMINATE COMMUNICATIONS CABLES WITH NEW CATEGORY MODULAR JACKS TO MATCH THE COMMUNICATION CABLE PERFORMANCE SPECIFICATIONS. NEW MODULAR JACKS SHALL BE OF THE SAME MANUFACTURER AS THE FACE PLATES, PATCH PANELS, AND PATCH CABLES.
8. CONTRACTOR SHALL INSTALL NEW CATEGORY 6A CABLES AND CONNECTIVITY COMPONENTS THAT ARE OF THE SAME MANUFACTURER, INCLUDING CABLE, MODULAR JACKS, PATCH PANELS, FACEPLATES, AND PATCH CABLES.
9. CONTRACTOR SHALL TEST ALL NEW AND EXISTING RE-TERMINATED CABLES IN ACCORDANCE WITH THE SPECIFICATION 27 08 00.

## KEYED NOTES

1. BACKBONE RISER CEILING PENETRATION
2. FIREWALL PENETRATION
3. 12 INCH X 4 INCH WIRE MESH CABLE TRAY
4. 18 INCH X 4 INCH WIRE MESH CABLE TRAY
5. 24 INCH X 4 INCH WIRE MESH CABLE TRAY
6. SLEEVES IN FLOOR ABOVE.
7. (2) 4" DIAMETER SLEEVES
8. (2) 2" DIAMETER SLEEVES
9. (2) 1-1/2" DIAMETER SLEEVES

## KEY PLAN

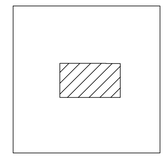

TRUE NORTH PLAN NORTH

| Revisions: | Date: |
|---|---|
| | |
| | |
| | |
| | |
| | |
| | |
| | |
| | |
| | |


CONSULTANT
HFS COMPANY
8718 Botts Lane
San Antonio, Texas 78217
www.hfscompany.com
Phone: (210) 816-4784
Fax: (210) 881-6808
jbianco@hfscompany.com

PROJECT MANAGEMENT
HFS COMPANY
8718 Botts Lane
San Antonio, Texas 78217
www.hfscompany.com
Phone: (210) 816-4784
Fax: (210) 881-6808
jbianco@hfscompany.com


REGISTERED COMMUNICATIONS DISTRIBUTION DESIGNER
Bicsi
Raymond Martinez Jr.
BICSI ID # 143493
EXPIRES 12-31-24
RCDD
04-MAY-22

Construction and Facilities Management

VA U.S. Department of Veterans Affairs

Drawing Title: BLDG. 8 - FOURTH FLOOR TECHNOLOGY DEMO PLAN

Approved: Project Director

Phase: 100% CONSTRUCTION DOCUMENTS

FULLY SPRINKLERED

Project Title: CINCINNATI VAMC EHRM INFRASTRUCTURE UPGRADES

Location: 3200 VINE ST., CINCINNATI, OH

Issue Date: 04-MAY-2022 | Checked: NA | Drawn: VV

Project Number: 539-21-701

Building Number: 8

Drawing Number: TD-234-C.8.4

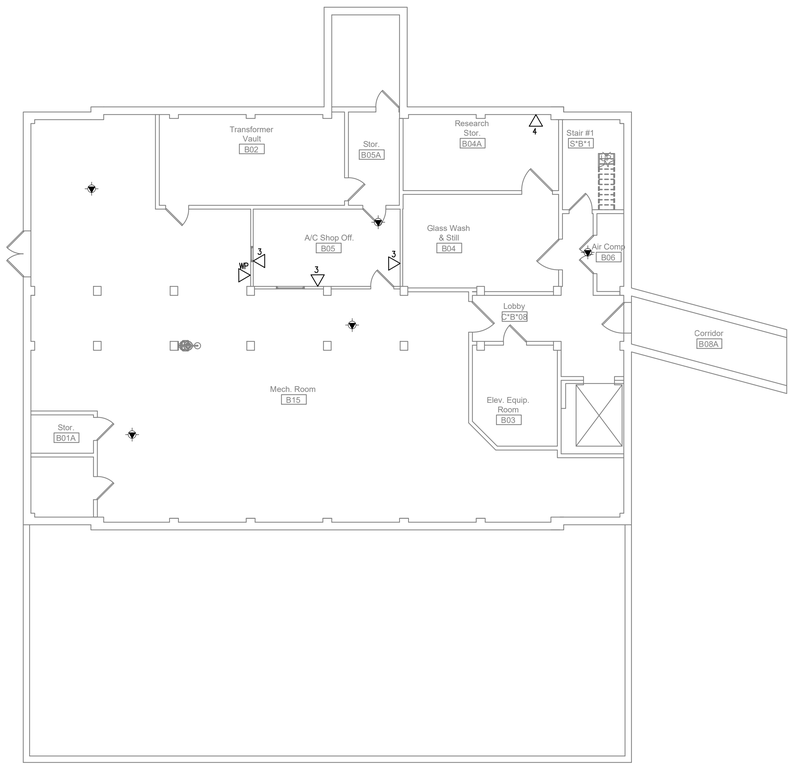


## DEMO NOTES

1. EXISTING CABLE TRAYS SHALL BE RE-USED UNLESS OTHERWISE NOTED.
2. EXISTING J-HOOKS SHALL BE RE-USED UNLESS OTHERWISE NOTED.
3. EXISTING TELECOMMUNICATIONS ROOM OR IT CLOSET. CONTRACTOR SHALL DEMO ALL PATCH PANELS AND CABLING RELATED TO THIS PROJECT. CONTRACTOR SHALL REMOVE ALL DATA CABLES FROM THE DEVICE TO THE SOURCE. CONTRACTOR SHALL COORDINATE WITH THE COR PRIOR TO BEGINNING WORK IN EACH TELECOM ROOM (TR) OR IT CLOSET.
4. DO NOT REMOVE ANY WALL MOUNT EQUIPMENT, ELECTRICAL CABLES AND EQUIPMENT, OR ANY CABLING OR DEVICE THAT IS NOT DATA RELATED. COORDINATE WITH COR PRIOR TO REMOVING CABLING FROM WALL FIELDS OR FROM WALL MOUNTED EQUIPMENT.
5. BUILDING AUTOMATION SYSTEMS (BAS) OR ELECTRONIC SECURITY SYSTEMS CABLES SHALL NOT BE REMOVED. COORDINATE WITH COR TO IDENTIFY BAS OR SECURITY CABLES.
6. EXISTING TELECOMMUNICATIONS OUTLET. CONTRACTOR SHALL REMOVE ALL DEVICE FACEPLATES AND MODULAR JACKS. EXISTING OUTLET BOXES AND CONDUITS SHALL BE PRESERVED FOR REUSE.
7. CONTRACTOR SHALL REMOVE ALL DATA CABLES EXCEPT CATEGORY 6A OR UNLESS OTHERWISE NOTED. CONTRACTOR SHALL COORDINATE WITH THE COR PRIOR TO REMOVING CABLES, OUTLETS, FACE PLATES, PATCH PANELS, AND PATCH CABLES.
8. CABLES SHALL NOT BE ABANDONED IN PLACE WITHOUT PRIOR APPROVAL OF THE COR.
9. WHERE CABLES ARE TO BE REMOVED, CONTRACTOR SHALL COMPLETELY REMOVE THE CABLE FROM OUTLET TO PATCH PANEL.
10. CONTRACTOR SHALL REMOVE NON-CATEGORY 6/6A FACE PLATES, MODULAR JACKS, AND PATCH PANELS AFTER CUT OVER TO NEW CATEGORY 6A CABLE PLANT.
11. CABLE SUPPORTS, SUCH AS CABLE TRAYS, OR J-HOOKS, THAT ARE NOT TO BE REUSED SHALL BE PRESERVED FOR REUSE. COORDINATE WITH THE COR PRIOR TO REMOVING CABLE SUPPORTS.
12. NURSE CALL SYSTEM TO BE MAINTAINED IN TR ROOM. CONTRACTOR SHALL COORDINATE NEW EQUIPMENT LOCATION WITH THE COR PRIOR TO MOVING THE NURSE CALL SYSTEM OR BEFORE WALL DEMOLITION BEGINS.
13. PRIOR TO RELOCATING WALL MOUNTED TV, CONTRACTOR SHALL COORDINATE WITH THE COR FOR THE NEW LOCATION AND PROVIDE NEW CATEGORY 6A DATA AND ELECTRICAL OUTLETS.

## KEYED NOTES

1. OUTLET MOUNTED BELOW COUNTER.
2. OUTLET MOUNTED ABOVE COUNTER.
3. SURFACE MOUNTED, WIREMOLD TYPE RACEWAY
4. SURFACE MOUNTED TO UNDERSIDE OF CABLE TRAY.
5. CABLE CHASE.
6. EXISTING CABLE TRAY

## KEY PLAN

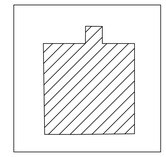

TRUE NORTH PLAN NORTH

1 FLOOR PLAN - BLDG. 15 - BASEMENT
SCALE: 1/8" = 1'-0"

| Revisions: | Date: |
|---|---|
| | |


CONSULTANT
HFS COMPANY
8718 Botts Lane
San Antonio, Texas 78217
www.hfscompany.com
Phone: (210) 816-4784
Fax: (210) 881-6808
jbianco@hfscompany.com

PROJECT MANAGEMENT
HFS COMPANY
8718 Botts Lane
San Antonio, Texas 78217
www.hfscompany.com
Phone: (210) 816-4784
Fax: (210) 881-6808
jbianco@hfscompany.com


REGISTERED COMMUNICATIONS DISTRIBUTION DESIGNER
Bicsi
Raymond Martinez Jr.
BICSI ID # 143493
EXPIRES 03-31-24
RCDD
04-MAY-22

Construction and Facilities Management

VA U.S. Department of Veterans Affairs

| | | | |
|---|---|---|---|
| Drawing Title: BLDG. 15 - BASEMENT TECHNOLOGY DEMO PLAN | Phase: 100% CONSTRUCTION DOCUMENTS | Project Title: CINCINNATI VAMC EHRM INFRASTRUCTURE UPGRADES | Project Number: 539-21-701 |
| | | | Building Number: 15 |
| Approved: Project Director | FULLY SPRINKLERED | Location: 3200 VINE ST., CINCINNATI, OH | Drawing Number: TD-250-C.15.B |
| | | Issue Date: 04-MAY-2022 / Checked: NA / Drawn: RMJr | |

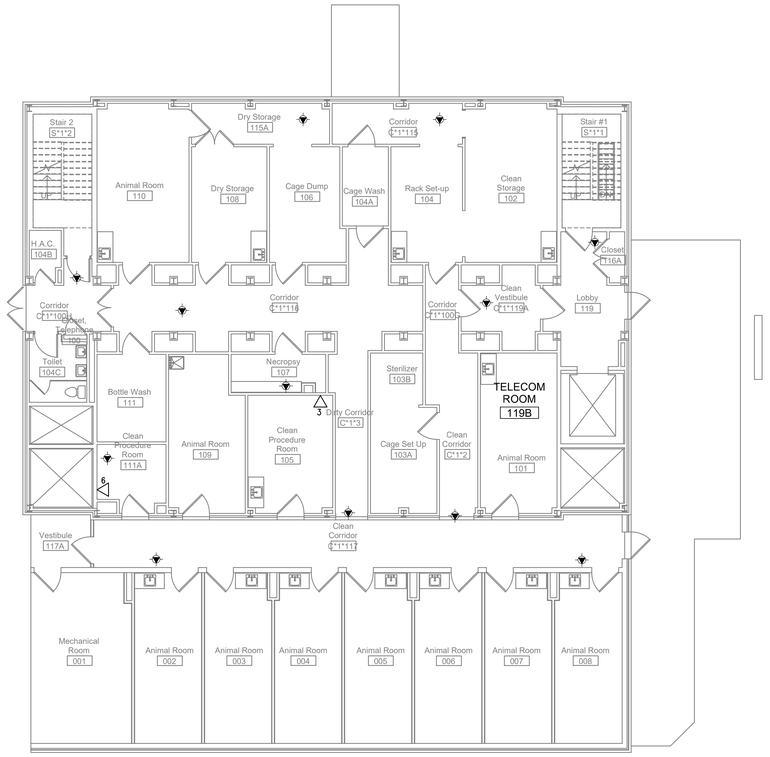


1 FLOOR PLAN - BLDG. 15 - FIRST FLOOR
SCALE: 1/8" = 1'-0"

## DEMO NOTES

1. EXISTING CABLE TRAYS SHALL BE RE-USED UNLESS OTHERWISE NOTED.
2. EXISTING J-HOOKS SHALL BE RE-USED UNLESS OTHERWISE NOTED.
3. EXISTING TELECOMMUNICATIONS ROOM OR IT CLOSET. CONTRACTOR SHALL DEMO ALL PATCH PANELS AND CABLING RELATED TO THIS PROJECT. CONTRACTOR SHALL REMOVE ALL DATA CABLES FROM THE DEVICE TO THE SOURCE. CONTRACTOR SHALL COORDINATE WITH THE COR PRIOR TO BEGINNING WORK IN EACH TELECOM ROOM (TR) OR IT CLOSET.
4. DO NOT REMOVE ANY WALL MOUNT EQUIPMENT, ELECTRICAL CABLES AND EQUIPMENT, OR ANY CABLING OR DEVICE THAT IS NOT DATA RELATED. COORDINATE WITH COR PRIOR TO REMOVING CABLING FROM WALL FIELDS OR FROM WALL MOUNTED EQUIPMENT.
5. BUILDING AUTOMATION SYSTEMS (BAS) OR ELECTRONIC SECURITY SYSTEMS CABLES SHALL NOT BE REMOVED. COORDINATE WITH COR TO IDENTIFY BAS OR SECURITY CABLES.
6. EXISTING TELECOMMUNICATIONS OUTLET. CONTRACTOR SHALL REMOVE ALL DEVICE FACEPLATES AND MODULAR JACKS. EXISTING OUTLET BOXES AND CONDUITS SHALL BE PRESERVED FOR REUSE.
7. CONTRACTOR SHALL REMOVE ALL DATA CABLES EXCEPT CATEGORY 6A OR UNLESS OTHERWISE NOTED. CONTRACTOR SHALL COORDINATE WITH THE COR PRIOR TO REMOVING CABLES, OUTLETS, FACE PLATES, PATCH PANELS, AND PATCH CABLES.
8. CABLES SHALL NOT BE ABANDONED IN PLACE WITHOUT PRIOR APPROVAL OF THE COR.
9. WHERE CABLES ARE TO BE REMOVED, CONTRACTOR SHALL COMPLETELY REMOVE THE CABLE FROM OUTLET TO PATCH PANEL.
10. CONTRACTOR SHALL REMOVE NON-CATEGORY 6/6A FACE PLATES, MODULAR JACKS, AND PATCH PANELS AFTER CUT OVER TO NEW CATEGORY 6A CABLE PLANT.
11. CABLE SUPPORTS, SUCH AS CABLE TRAYS, OR J-HOOKS, THAT ARE NOT TO BE REUSED SHALL BE PRESERVED FOR REUSE. COORDINATE WITH THE COR PRIOR TO REMOVING CABLE SUPPORTS.
12. NURSE CALL SYSTEM TO BE MAINTAINED IN TR ROOM. CONTRACTOR SHALL COORDINATE NEW EQUIPMENT LOCATION WITH THE COR PRIOR TO MOVING THE NURSE CALL SYSTEM OR BEFORE WALL DEMOLITION BEGINS.
13. PRIOR TO RELOCATING WALL MOUNTED TV, CONTRACTOR SHALL COORDINATE WITH THE COR FOR THE NEW LOCATION AND PROVIDE NEW CATEGORY 6A DATA AND ELECTRICAL OUTLETS.

## KEYED NOTES

1. OUTLET MOUNTED BELOW COUNTER.
2. OUTLET MOUNTED ABOVE COUNTER.
3. SURFACE MOUNTED, WIREMOLD TYPE RACEWAY
4. SURFACE MOUNTED TO UNDERSIDE OF CABLE TRAY.
5. CABLE CHASE.
6. EXISTING CABLE TRAY

## KEY PLAN

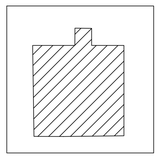

TRUE NORTH PLAN NORTH

| Revisions: | Date: |
|---|---|
| | |


CONSULTANT
HFS COMPANY
8718 Botts Lane
San Antonio, Texas 78217
www.hfscompany.com
Phone: (210) 816-4784
Fax: (210) 881-6808
jbianco@hfscompany.com

PROJECT MANAGEMENT
HFS COMPANY
8718 Botts Lane
San Antonio, Texas 78217
www.hfscompany.com
Phone: (210) 816-4784
Fax: (210) 881-6808
jbianco@hfscompany.com


REGISTERED COMMUNICATIONS DISTRIBUTION DESIGNER
Bicsi
Raymond Martinez Jr.
BICSI ID # 143493
EXPIRES 03-31-24
RCDD
04-MAY-22

Construction and Facilities Management

VA U.S. Department of Veterans Affairs

| | | | |
|---|---|---|---|
| Drawing Title: BLDG. 15 - FIRST FLOOR TECHNOLOGY DEMO PLAN | Phase: 100% CONSTRUCTION DOCUMENTS | Project Title: CINCINNATI VAMC EHRM INFRASTRUCTURE UPGRADES | Project Number: 539-21-701 |
| | | | Building Number: 15 |
| Approved: Project Director | FULLY SPRINKLERED | Location: 3200 VINE ST., CINCINNATI, OH | Drawing Number: TD-251-C.15.1 |
| | | Issue Date: 04-MAY-2022 / Checked: NA / Drawn: RMJr | |

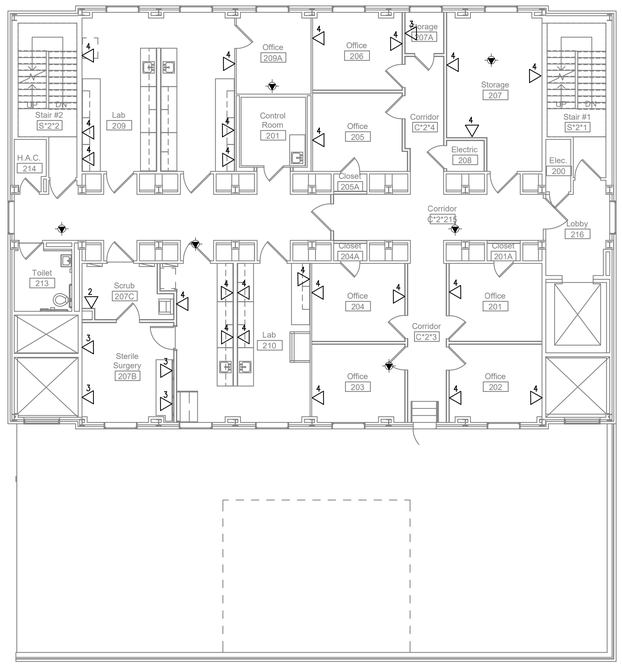


1 FLOOR PLAN - BLDG. 15 - SECOND FLOOR
SCALE: 1/8" = 1'-0"

## DEMO NOTES

1. EXISTING CABLE TRAYS SHALL BE RE-USED UNLESS OTHERWISE NOTED.
2. EXISTING J-HOOKS SHALL BE RE-USED UNLESS OTHERWISE NOTED.
3. EXISTING TELECOMMUNICATIONS ROOM OR IT CLOSET. CONTRACTOR SHALL DEMO ALL PATCH PANELS AND CABLING RELATED TO THIS PROJECT. CONTRACTOR SHALL REMOVE ALL DATA CABLES FROM THE DEVICE TO THE SOURCE. CONTRACTOR SHALL COORDINATE WITH THE COR PRIOR TO BEGINNING WORK IN EACH TELECOM ROOM (TR) OR IT CLOSET.
4. DO NOT REMOVE ANY WALL MOUNT EQUIPMENT, ELECTRICAL CABLES AND EQUIPMENT, OR ANY CABLING OR DEVICE THAT IS NOT DATA RELATED. COORDINATE WITH COR PRIOR TO REMOVING CABLING FROM WALL FIELDS OR FROM WALL MOUNTED EQUIPMENT.
5. BUILDING AUTOMATION SYSTEMS (BAS) OR ELECTRONIC SECURITY SYSTEMS CABLES SHALL NOT BE REMOVED. COORDINATE WITH COR TO IDENTIFY BAS OR SECURITY CABLES.
6. EXISTING TELECOMMUNICATIONS OUTLET. CONTRACTOR SHALL REMOVE ALL DEVICE FACEPLATES AND MODULAR JACKS. EXISTING OUTLET BOXES AND CONDUITS SHALL BE PRESERVED FOR REUSE.
7. CONTRACTOR SHALL REMOVE ALL DATA CABLES EXCEPT CATEGORY 6A OR UNLESS OTHERWISE NOTED. CONTRACTOR SHALL COORDINATE WITH THE COR PRIOR TO REMOVING CABLES, OUTLETS, FACE PLATES, PATCH PANELS, AND PATCH CABLES.
8. CABLES SHALL NOT BE ABANDONED IN PLACE WITHOUT PRIOR APPROVAL OF THE COR.
9. WHERE CABLES ARE TO BE REMOVED, CONTRACTOR SHALL COMPLETELY REMOVE THE CABLE FROM OUTLET TO PATCH PANEL.
10. CONTRACTOR SHALL REMOVE NON-CATEGORY 6/6A FACE PLATES, MODULAR JACKS, AND PATCH PANELS AFTER CUT OVER TO NEW CATEGORY 6A CABLE PLANT.
11. CABLE SUPPORTS, SUCH AS CABLE TRAYS, OR J-HOOKS, THAT ARE NOT TO BE REUSED SHALL BE PRESERVED FOR REUSE. COORDINATE WITH THE COR PRIOR TO REMOVING CABLE SUPPORTS.
12. NURSE CALL SYSTEM TO BE MAINTAINED IN TR ROOM. CONTRACTOR SHALL COORDINATE NEW EQUIPMENT LOCATION WITH THE COR PRIOR TO MOVING THE NURSE CALL SYSTEM OR BEFORE WALL DEMOLITION BEGINS.
13. PRIOR TO RELOCATING WALL MOUNTED TV, CONTRACTOR SHALL COORDINATE WITH THE COR FOR THE NEW LOCATION AND PROVIDE NEW CATEGORY 6A DATA AND ELECTRICAL OUTLETS.

## KEYED NOTES

1. OUTLET MOUNTED BELOW COUNTER.
2. OUTLET MOUNTED ABOVE COUNTER.
3. SURFACE MOUNTED, WIREMOLD TYPE RACEWAY
4. SURFACE MOUNTED TO UNDERSIDE OF CABLE TRAY.
5. CABLE CHASE.
6. EXISTING CABLE TRAY

## KEY PLAN

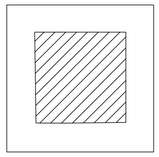

TRUE NORTH PLAN NORTH

| Revisions: | Date: |
|---|---|
| | |


CONSULTANT
HFS COMPANY
8718 Botts Lane
San Antonio, Texas 78217
www.hfscompany.com
Phone: (210) 816-4784
Fax: (210) 881-6808
jbianco@hfscompany.com

PROJECT MANAGEMENT
HFS COMPANY
8718 Botts Lane
San Antonio, Texas 78217
www.hfscompany.com
Phone: (210) 816-4784
Fax: (210) 881-6808
jbianco@hfscompany.com


REGISTERED COMMUNICATIONS DISTRIBUTION DESIGNER
Bicsi
Raymond Martinez Jr.
BICSI ID # 143493
EXPIRES 12-31-24
RCDD
04-MAY-22

Construction and Facilities Management

VA U.S. Department of Veterans Affairs

| | | | |
|---|---|---|---|
| Drawing Title: BLDG. 15 - SECOND FLOOR TECHNOLOGY DEMO PLAN | Phase: 100% CONSTRUCTION DOCUMENTS | Project Title: CINCINNATI VAMC EHRM INFRASTRUCTURE UPGRADES | Project Number: 539-21-701 |
| | | | Building Number: 15 |
| Approved: Project Director | FULLY SPRINKLERED | Location: 3200 VINE ST., CINCINNATI, OH | Drawing Number: TD-252-C.15.2 |
| | | Issue Date: 04-MAY-2022 / Checked: NA / Drawn: RMJr | |

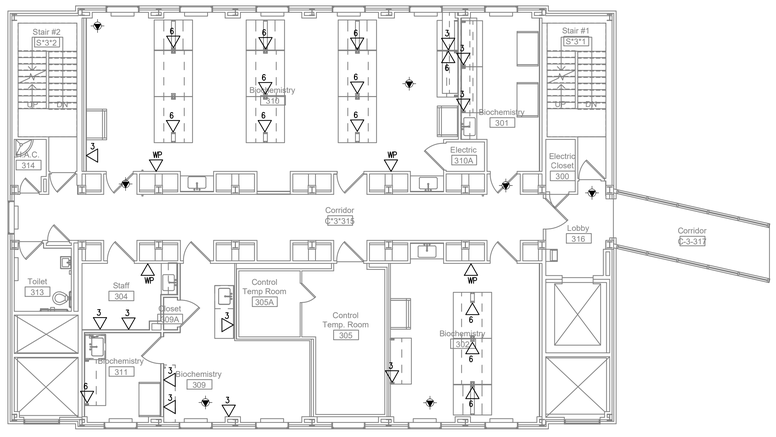


1 FLOOR PLAN - BLDG. 15 - THIRD FLOOR
SCALE: 1/8" = 1'-0"

## DEMO NOTES

1. EXISTING CABLE TRAYS SHALL BE RE-USED UNLESS OTHERWISE NOTED.
2. EXISTING J-HOOKS SHALL BE RE-USED UNLESS OTHERWISE NOTED.
3. EXISTING TELECOMMUNICATIONS ROOM OR IT CLOSET. CONTRACTOR SHALL DEMO ALL PATCH PANELS AND CABLING RELATED TO THIS PROJECT. CONTRACTOR SHALL REMOVE ALL DATA CABLES FROM THE DEVICE TO THE SOURCE. CONTRACTOR SHALL COORDINATE WITH THE COR PRIOR TO BEGINNING WORK IN EACH TELECOM ROOM (TR) OR IT CLOSET.
4. DO NOT REMOVE ANY WALL MOUNT EQUIPMENT, ELECTRICAL CABLES AND EQUIPMENT, OR ANY CABLING OR DEVICE THAT IS NOT DATA RELATED. COORDINATE WITH COR PRIOR TO REMOVING CABLING FROM WALL FIELDS OR FROM WALL MOUNTED EQUIPMENT.
5. BUILDING AUTOMATION SYSTEMS (BAS) OR ELECTRONIC SECURITY SYSTEMS CABLES SHALL NOT BE REMOVED. COORDINATE WITH COR TO IDENTIFY BAS OR SECURITY CABLES.
6. EXISTING TELECOMMUNICATIONS OUTLET. CONTRACTOR SHALL REMOVE ALL DEVICE FACEPLATES AND MODULAR JACKS. EXISTING OUTLET BOXES AND CONDUITS SHALL BE PRESERVED FOR REUSE.
7. CONTRACTOR SHALL REMOVE ALL DATA CABLES EXCEPT CATEGORY 6A OR UNLESS OTHERWISE NOTED. CONTRACTOR SHALL COORDINATE WITH THE COR PRIOR TO REMOVING CABLES, OUTLETS, FACE PLATES, PATCH PANELS, AND PATCH CABLES.
8. CABLES SHALL NOT BE ABANDONED IN PLACE WITHOUT PRIOR APPROVAL OF THE COR.
9. WHERE CABLES ARE TO BE REMOVED, CONTRACTOR SHALL COMPLETELY REMOVE THE CABLE FROM OUTLET TO PATCH PANEL.
10. CONTRACTOR SHALL REMOVE NON-CATEGORY 6/6A FACE PLATES, MODULAR JACKS, AND PATCH PANELS AFTER CUT OVER TO NEW CATEGORY 6A CABLE PLANT.
11. CABLE SUPPORTS, SUCH AS CABLE TRAYS, OR J-HOOKS, THAT ARE NOT TO BE REUSED SHALL BE PRESERVED FOR REUSE. COORDINATE WITH THE COR PRIOR TO REMOVING CABLE SUPPORTS.
12. NURSE CALL SYSTEM TO BE MAINTAINED IN TR ROOM. CONTRACTOR SHALL COORDINATE NEW EQUIPMENT LOCATION WITH THE COR PRIOR TO MOVING THE NURSE CALL SYSTEM OR BEFORE WALL DEMOLITION BEGINS.
13. PRIOR TO RELOCATING WALL MOUNTED TV, CONTRACTOR SHALL COORDINATE WITH THE COR FOR THE NEW LOCATION AND PROVIDE NEW CATEGORY 6A DATA AND ELECTRICAL OUTLETS.

## KEYED NOTES

1. OUTLET MOUNTED BELOW COUNTER.
2. OUTLET MOUNTED ABOVE COUNTER.
3. SURFACE MOUNTED, WIREMOLD TYPE RACEWAY
4. SURFACE MOUNTED TO UNDERSIDE OF CABLE TRAY.
5. CABLE CHASE.
6. EXISTING CABLE TRAY

## KEY PLAN

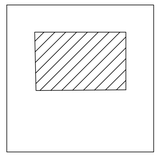

TRUE NORTH PLAN NORTH

| Revisions: | Date: |
|---|---|
| | |


CONSULTANT
HFS COMPANY
8718 Botts Lane
San Antonio, Texas 78217
www.hfscompany.com
Phone: (210) 816-4784
Fax: (210) 881-6808
jbianco@hfscompany.com

PROJECT MANAGEMENT
HFS COMPANY
8718 Botts Lane
San Antonio, Texas 78217
www.hfscompany.com
Phone: (210) 816-4784
Fax: (210) 881-6808
jbianco@hfscompany.com


REGISTERED COMMUNICATIONS DISTRIBUTION DESIGNER
Bicsi
Raymond Martinez Jr.
BICSI ID # 143493
EXPIRES 12-31-24
RCDD
04-MAY-22

Construction and Facilities Management

VA U.S. Department of Veterans Affairs

| | | | |
|---|---|---|---|
| Drawing Title: BLDG. 15 - THIRD FLOOR TECHNOLOGY DEMO PLAN | Phase: 100% CONSTRUCTION DOCUMENTS | Project Title: CINCINNATI VAMC EHRM INFRASTRUCTURE UPGRADES | Project Number: 539-21-701 |
| | | | Building Number: 15 |
| Approved: Project Director | FULLY SPRINKLERED | Location: 3200 VINE ST., CINCINNATI, OH | Drawing Number: TD-253-C.15.3 |
| | | Issue Date: 04-MAY-2022 / Checked: NA / Drawn: RMJr | |

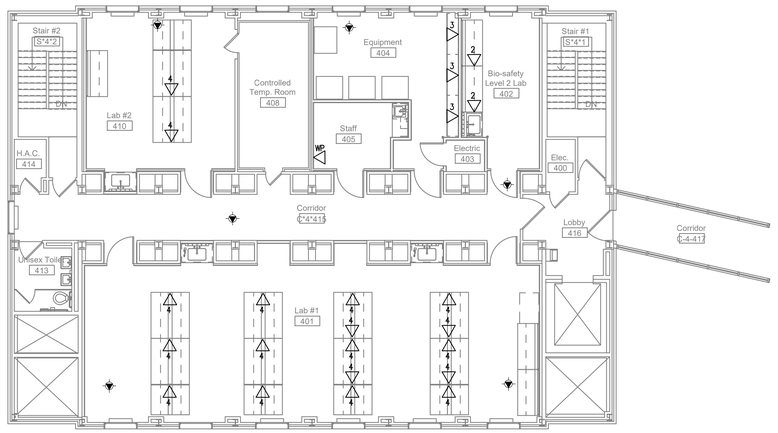


1 FLOOR PLAN - BLDG. 15 - FOURTH FLOOR
SCALE: 1/8" = 1'-0"

## DEMO NOTES

1. EXISTING CABLE TRAYS SHALL BE RE-USED UNLESS OTHERWISE NOTED.
2. EXISTING J-HOOKS SHALL BE RE-USED UNLESS OTHERWISE NOTED.
3. EXISTING TELECOMMUNICATIONS ROOM OR IT CLOSET. CONTRACTOR SHALL DEMO ALL PATCH PANELS AND CABLING RELATED TO THIS PROJECT. CONTRACTOR SHALL REMOVE ALL DATA CABLES FROM THE DEVICE TO THE SOURCE. CONTRACTOR SHALL COORDINATE WITH THE COR PRIOR TO BEGINNING WORK IN EACH TELECOM ROOM (TR) OR IT CLOSET.
4. DO NOT REMOVE ANY WALL MOUNT EQUIPMENT, ELECTRICAL CABLES AND EQUIPMENT, OR ANY CABLING OR DEVICE THAT IS NOT DATA RELATED. COORDINATE WITH COR PRIOR TO REMOVING CABLING FROM WALL FIELDS OR FROM WALL MOUNTED EQUIPMENT.
5. BUILDING AUTOMATION SYSTEMS (BAS) OR ELECTRONIC SECURITY SYSTEMS CABLES SHALL NOT BE REMOVED. COORDINATE WITH COR TO IDENTIFY BAS OR SECURITY CABLES.
6. EXISTING TELECOMMUNICATIONS OUTLET. CONTRACTOR SHALL REMOVE ALL DEVICE FACEPLATES AND MODULAR JACKS. EXISTING OUTLET BOXES AND CONDUITS SHALL BE PRESERVED FOR REUSE.
7. CONTRACTOR SHALL REMOVE ALL DATA CABLES EXCEPT CATEGORY 6A OR UNLESS OTHERWISE NOTED. CONTRACTOR SHALL COORDINATE WITH THE COR PRIOR TO REMOVING CABLES, OUTLETS, FACE PLATES, PATCH PANELS, AND PATCH CABLES.
8. CABLES SHALL NOT BE ABANDONED IN PLACE WITHOUT PRIOR APPROVAL OF THE COR.
9. WHERE CABLES ARE TO BE REMOVED, CONTRACTOR SHALL COMPLETELY REMOVE THE CABLE FROM OUTLET TO PATCH PANEL.
10. CONTRACTOR SHALL REMOVE NON-CATEGORY 6/6A FACE PLATES, MODULAR JACKS, AND PATCH PANELS AFTER CUT OVER TO NEW CATEGORY 6A CABLE PLANT.
11. CABLE SUPPORTS, SUCH AS CABLE TRAYS, OR J-HOOKS, THAT ARE NOT TO BE REUSED SHALL BE PRESERVED FOR REUSE. COORDINATE WITH THE COR PRIOR TO REMOVING CABLE SUPPORTS.
12. NURSE CALL SYSTEM TO BE MAINTAINED IN TR ROOM. CONTRACTOR SHALL COORDINATE NEW EQUIPMENT LOCATION WITH THE COR PRIOR TO MOVING THE NURSE CALL SYSTEM OR BEFORE WALL DEMOLITION BEGINS.
13. PRIOR TO RELOCATING WALL MOUNTED TV, CONTRACTOR SHALL COORDINATE WITH THE COR FOR THE NEW LOCATION AND PROVIDE NEW CATEGORY 6A DATA AND ELECTRICAL OUTLETS.

## KEYED NOTES

1. OUTLET MOUNTED BELOW COUNTER.
2. OUTLET MOUNTED ABOVE COUNTER.
3. SURFACE MOUNTED, WIREMOLD TYPE RACEWAY
4. SURFACE MOUNTED TO UNDERSIDE OF CABLE TRAY.
5. CABLE CHASE.
6. EXISTING CABLE TRAY

## KEY PLAN

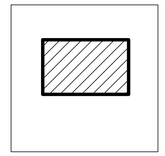

TRUE NORTH PLAN NORTH

| Revisions: | Date: |
|---|---|
| | |


CONSULTANT
HFS COMPANY
8718 Botts Lane
San Antonio, Texas 78217
www.hfscompany.com
Phone: (210) 816-4784
Fax: (210) 881-6808
jbianco@hfscompany.com

PROJECT MANAGEMENT
HFS COMPANY
8718 Botts Lane
San Antonio, Texas 78217
www.hfscompany.com
Phone: (210) 816-4784
Fax: (210) 881-6808
jbianco@hfscompany.com


REGISTERED COMMUNICATIONS DISTRIBUTION DESIGNER
Bicsi
Raymond Martinez Jr.
BICSI ID # 143493
EXPIRES 12-31-24
RCDD
04-MAY-22

Construction and Facilities Management

VA U.S. Department of Veterans Affairs

| | | | |
|---|---|---|---|
| Drawing Title: BLDG. 15 - FOURTH FLOOR TECHNOLOGY DEMO PLAN | Phase: 100% CONSTRUCTION DOCUMENTS | Project Title: CINCINNATI VAMC EHRM INFRASTRUCTURE UPGRADES | Project Number: 539-21-701 |
| | | | Building Number: 15 |
| Approved: Project Director | FULLY SPRINKLERED | Location: 3200 VINE ST., CINCINNATI, OH | Drawing Number: TD-254-C.15.4 |
| | | Issue Date: 04-MAY-2022 / Checked: NA / Drawn: RMJr | |

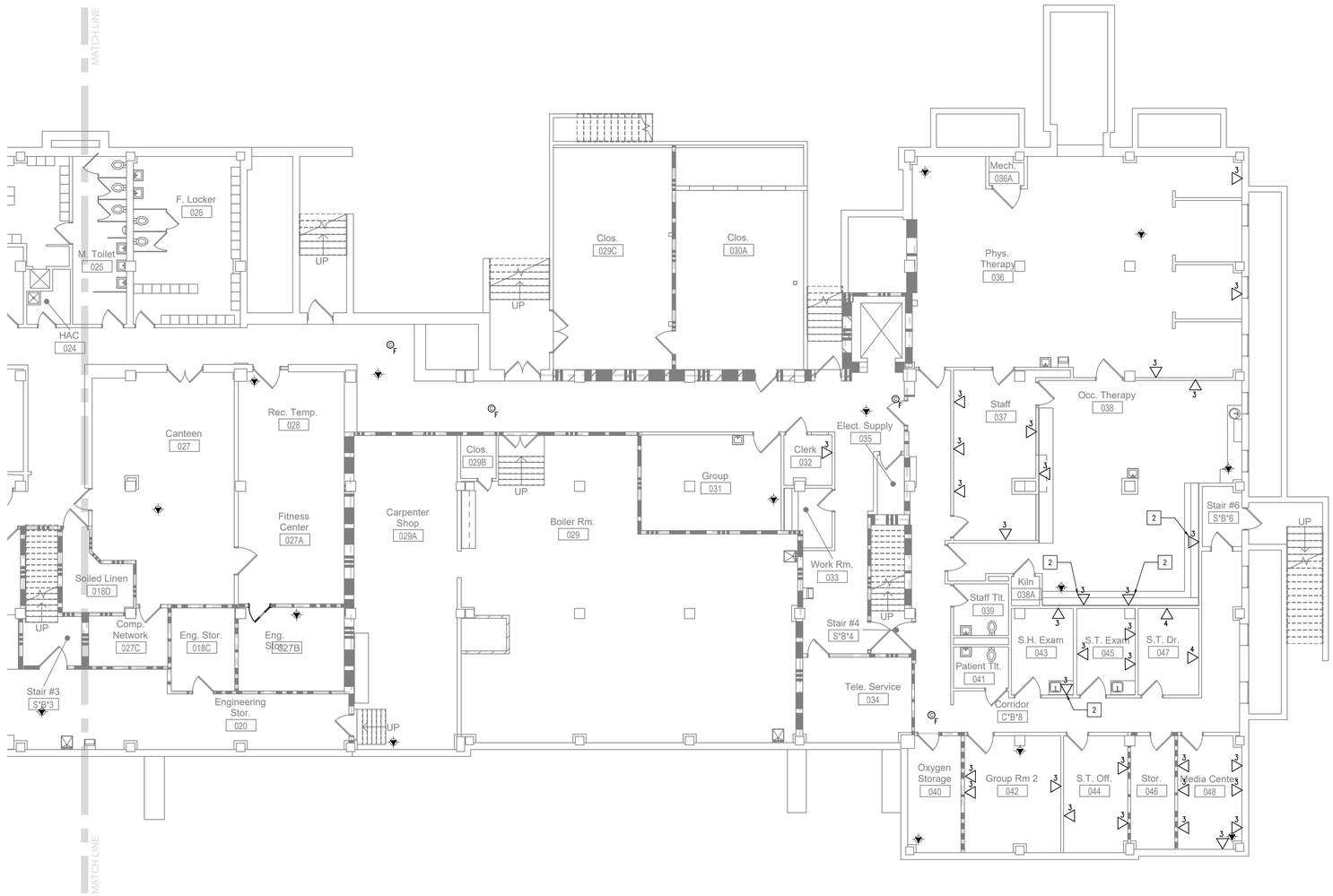


## DEMO NOTES

1. EXISTING CABLE TRAYS SHALL BE RE-USED UNLESS OTHERWISE NOTED.
2. EXISTING J-HOOKS SHALL BE RE-USED UNLESS OTHERWISE NOTED.
3. EXISTING TELECOMMUNICATIONS ROOM OR IT CLOSET. CONTRACTOR SHALL DEMO ALL PATCH PANELS AND CABLING RELATED TO THIS PROJECT. CONTRACTOR SHALL REMOVE ALL DATA CABLES FROM THE DEVICE TO THE SOURCE. CONTRACTOR SHALL COORDINATE WITH THE COR PRIOR TO BEGINNING WORK IN EACH TELECOM ROOM (TR) OR IT CLOSET.
4. DO NOT REMOVE ANY WALL MOUNT EQUIPMENT, ELECTRICAL CABLES AND EQUIPMENT, OR ANY CABLING OR DEVICE THAT IS NOT DATA RELATED. COORDINATE WITH COR PRIOR TO REMOVING CABLING FROM WALL FIELDS OR FROM WALL MOUNTED EQUIPMENT.
5. BUILDING AUTOMATION SYSTEMS (BAS) OR ELECTRONIC SECURITY SYSTEMS CABLES SHALL NOT BE REMOVED. COORDINATE WITH COR TO IDENTIFY BAS OR SECURITY CABLES.
6. EXISTING TELECOMMUNICATIONS OUTLET. CONTRACTOR SHALL REMOVE ALL DEVICE FACEPLATES AND MODULAR JACKS. EXISTING OUTLET BOXES AND CONDUITS SHALL BE PRESERVED FOR REUSE.
7. CONTRACTOR SHALL REMOVE ALL DATA CABLES EXCEPT CATEGORY 6A OR UNLESS OTHERWISE NOTED. CONTRACTOR SHALL COORDINATE WITH THE COR PRIOR TO REMOVING CABLES, OUTLETS, FACE PLATES, PATCH PANELS, AND PATCH CABLES.
8. CABLES SHALL NOT BE ABANDONED IN PLACE WITHOUT PRIOR APPROVAL OF THE COR.
9. WHERE CABLES ARE TO BE REMOVED, CONTRACTOR SHALL COMPLETELY REMOVE THE CABLE FROM OUTLET TO PATCH PANEL.
10. CONTRACTOR SHALL REMOVE NON-CATEGORY 6/6A FACE PLATES, MODULAR JACKS, AND PATCH PANELS AFTER CUT OVER TO NEW CATEGORY 6A CABLE PLANT.
11. CABLE SUPPORTS, SUCH AS CABLE TRAYS, OR J-HOOKS, THAT ARE NOT TO BE REUSED SHALL BE PRESERVED FOR REUSE. COORDINATE WITH THE COR PRIOR TO REMOVING CABLE SUPPORTS.
12. NURSE CALL SYSTEM TO BE MAINTAINED IN TR ROOM. CONTRACTOR SHALL COORDINATE NEW EQUIPMENT LOCATION WITH THE COR PRIOR TO MOVING THE NURSE CALL SYSTEM OR BEFORE WALL DEMOLITION BEGINS.
13. PRIOR TO RELOCATING WALL MOUNTED TV, CONTRACTOR SHALL COORDINATE WITH THE COR FOR THE NEW LOCATION AND PROVIDE NEW CATEGORY 6A DATA AND ELECTRICAL OUTLETS.

## KEYED NOTES

1. OUTLET MOUNTED BELOW COUNTER.
2. OUTLET MOUNTED ABOVE COUNTER.
3. SURFACE MOUNTED, WIREMOLD TYPE RACEWAY
4. SURFACE MOUNTED TO UNDERSIDE OF CABLE TRAY.
5. CABLE CHASE.
6. EXISTING CABLE TRAY

## KEY PLAN

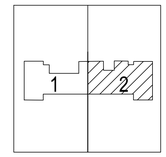


TRUE NORTH PLAN NORTH

1 FLOOR PLAN - BLDG. 64 - BASEMENT NORTH
SCALE: 1/8" = 1'-0"

| Revisions: | Date: |
|---|---|
| | |

CONSULTANT

HFS COMPANY
8718 Botts Lane
San Antonio, Texas 78217
www.hfscompany.com
Phone: (210) 816-4784
Fax: (210) 881-6808
jbianco@hfscompany.com

PROJECT MANAGEMENT

HFS COMPANY
8718 Botts Lane
San Antonio, Texas 78217
www.hfscompany.com
Phone: (210) 816-4784
Fax: (210) 881-6808
jbianco@hfscompany.com

REGISTERED COMMUNICATIONS DISTRIBUTION DESIGNER
BICSI
Raymond Martinez Jr.
BICSI ID # 143493
EXPIRES 02-01-24
RCDD
04-MAY-22

Construction and Facilities Management

VA U.S. Department of Veterans Affairs

| | |
|---|---|
| Drawing Title: BLDG. 64 - BASEMENT TECHNOLOGY DEMO PLAN | Phase: 100% CONSTRUCTION DOCUMENTS |
| Approved: Project Director | FULLY SPRINKLERED |

| | | |
|---|---|---|
| Project Title: CINCINNATI VAMC EHRM INFRASTRUCTURE UPGRADES | | Project Number: 539-21-701 |
| | | Building Number: 64 |
| Location: 3200 VINE ST., CINCINNATI, OH | | Drawing Number: TD-270-F.64.BN |
| Issue Date: 04-MAY-2022 | Checked: NA | Drawn: RMJr |

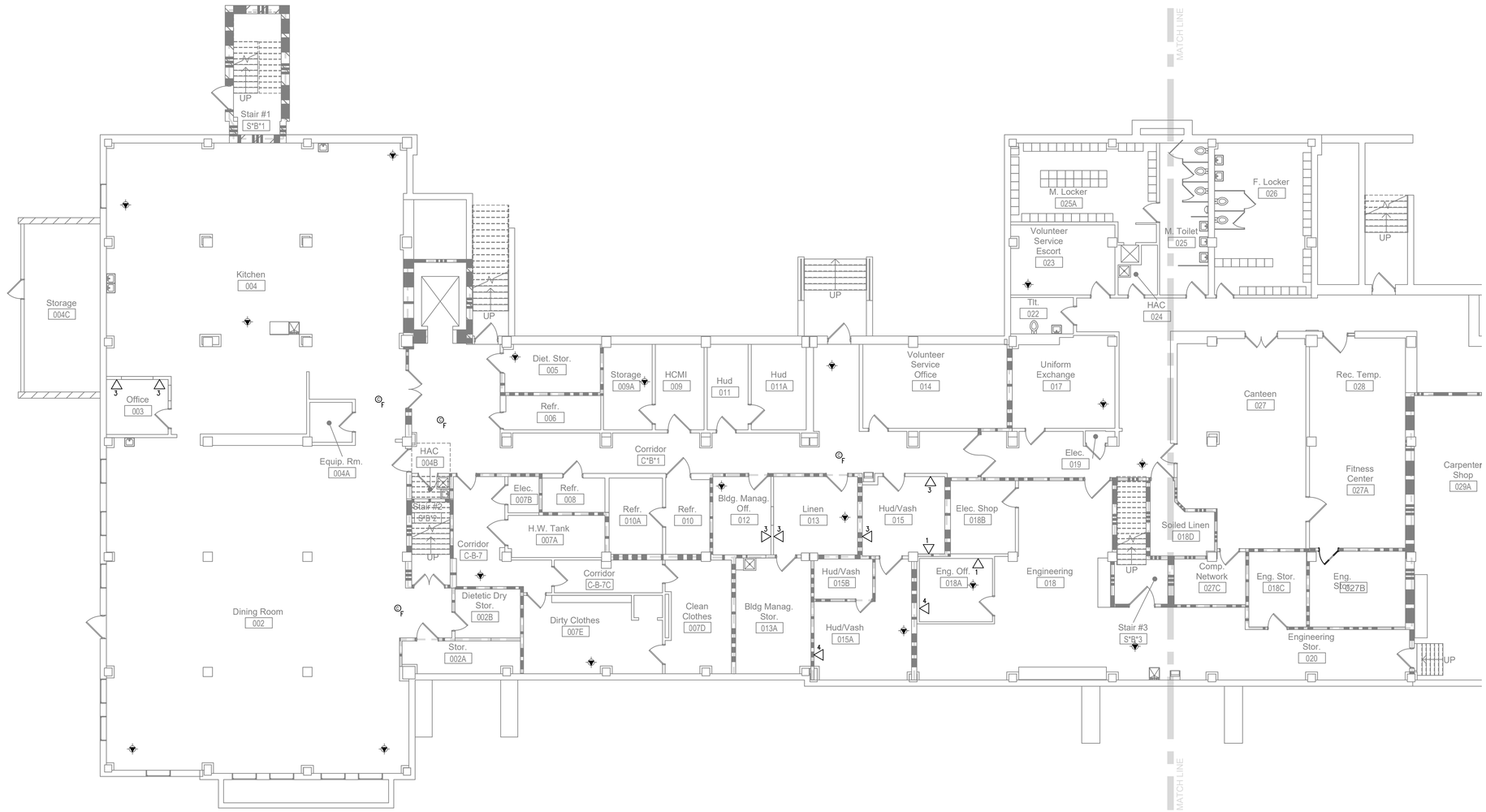


## DEMO NOTES

1. EXISTING CABLE TRAYS SHALL BE RE-USED UNLESS OTHERWISE NOTED.
2. EXISTING J-HOOKS SHALL BE RE-USED UNLESS OTHERWISE NOTED.
3. EXISTING TELECOMMUNICATIONS ROOM OR IT CLOSET. CONTRACTOR SHALL DEMO ALL PATCH PANELS AND CABLING RELATED TO THIS PROJECT. CONTRACTOR SHALL REMOVE ALL DATA CABLES FROM THE DEVICE TO THE SOURCE. CONTRACTOR SHALL COORDINATE WITH THE COR PRIOR TO BEGINNING WORK IN EACH TELECOM ROOM (TR) OR IT CLOSET.
4. DO NOT REMOVE ANY WALL MOUNT EQUIPMENT, ELECTRICAL CABLES AND EQUIPMENT, OR ANY CABLING OR DEVICE THAT IS NOT DATA RELATED. COORDINATE WITH COR PRIOR TO REMOVING CABLING FROM WALL FIELDS OR FROM WALL MOUNTED EQUIPMENT.
5. BUILDING AUTOMATION SYSTEMS (BAS) OR ELECTRONIC SECURITY SYSTEMS CABLES SHALL NOT BE REMOVED. COORDINATE WITH COR TO IDENTIFY BAS OR SECURITY CABLES.
6. EXISTING TELECOMMUNICATIONS OUTLET. CONTRACTOR SHALL REMOVE ALL DEVICE FACEPLATES AND MODULAR JACKS. EXISTING OUTLET BOXES AND CONDUITS SHALL BE PRESERVED FOR REUSE.
7. CONTRACTOR SHALL REMOVE ALL DATA CABLES EXCEPT CATEGORY 6A OR UNLESS OTHERWISE NOTED. CONTRACTOR SHALL COORDINATE WITH THE COR PRIOR TO REMOVING CABLES, OUTLETS, FACE PLATES, PATCH PANELS, AND PATCH CABLES.
8. CABLES SHALL NOT BE ABANDONED IN PLACE WITHOUT PRIOR APPROVAL OF THE COR.
9. WHERE CABLES ARE TO BE REMOVED, CONTRACTOR SHALL COMPLETELY REMOVE THE CABLE FROM OUTLET TO PATCH PANEL.
10. CONTRACTOR SHALL REMOVE NON-CATEGORY 6/6A FACE PLATES, MODULAR JACKS, AND PATCH PANELS AFTER CUT OVER TO NEW CATEGORY 6A CABLE PLANT.
11. CABLE SUPPORTS, SUCH AS CABLE TRAYS, OR J-HOOKS, THAT ARE NOT TO BE REUSED SHALL BE PRESERVED FOR REUSE. COORDINATE WITH THE COR PRIOR TO REMOVING CABLE SUPPORTS.
12. NURSE CALL SYSTEM TO BE MAINTAINED IN TR ROOM. CONTRACTOR SHALL COORDINATE NEW EQUIPMENT LOCATION WITH THE COR PRIOR TO MOVING THE NURSE CALL SYSTEM OR BEFORE WALL DEMOLITION BEGINS.
13. PRIOR TO RELOCATING WALL MOUNTED TV, CONTRACTOR SHALL COORDINATE WITH THE COR FOR THE NEW LOCATION AND PROVIDE NEW CATEGORY 6A DATA AND ELECTRICAL OUTLETS.

## KEYED NOTES

1. OUTLET MOUNTED BELOW COUNTER.
2. OUTLET MOUNTED ABOVE COUNTER.
3. SURFACE MOUNTED, WIREMOLD TYPE RACEWAY
4. SURFACE MOUNTED TO UNDERSIDE OF CABLE TRAY.
5. CABLE CHASE.
6. EXISTING CABLE TRAY

## KEY PLAN

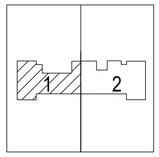


TRUE NORTH PLAN NORTH

1 FLOOR PLAN - BLDG. 64 - BASEMENT SOUTH
SCALE: 1/8" = 1'-0"

| Revisions: | Date: |
|---|---|
| | |

CONSULTANT

HFS COMPANY
8718 Botts Lane
San Antonio, Texas 78217
www.hfscompany.com
Phone: (210) 816-4784
Fax: (210) 881-6808
jbianco@hfscompany.com

PROJECT MANAGEMENT

HFS COMPANY
8718 Botts Lane
San Antonio, Texas 78217
www.hfscompany.com
Phone: (210) 816-4784
Fax: (210) 881-6808
jbianco@hfscompany.com

REGISTERED COMMUNICATIONS DISTRIBUTION DESIGNER
Bicsi
Raymond Martinez Jr.
BICSI ID # 143493
EXPIRES 12-31-24
RCDD
04-MAY-22

Construction and Facilities Management

VA U.S. Department of Veterans Affairs

Drawing Title: BLDG. 64 - BASEMENT - SOUTH TECHNOLOGY DEMO PLAN
Approved: Project Director

Phase: 100% CONSTRUCTION DOCUMENTS
FULLY SPRINKLERED

Project Title: CINCINNATI VAMC EHRM INFRASTRUCTURE UPGRADES
Location: 3200 VINE ST., CINCINNATI, OH
Issue Date: 04-MAY-2022
Checked: NA
Drawn: RMJr

Project Number: 539-21-701
Building Number: 64
Drawing Number: TD-270-F.64.BS

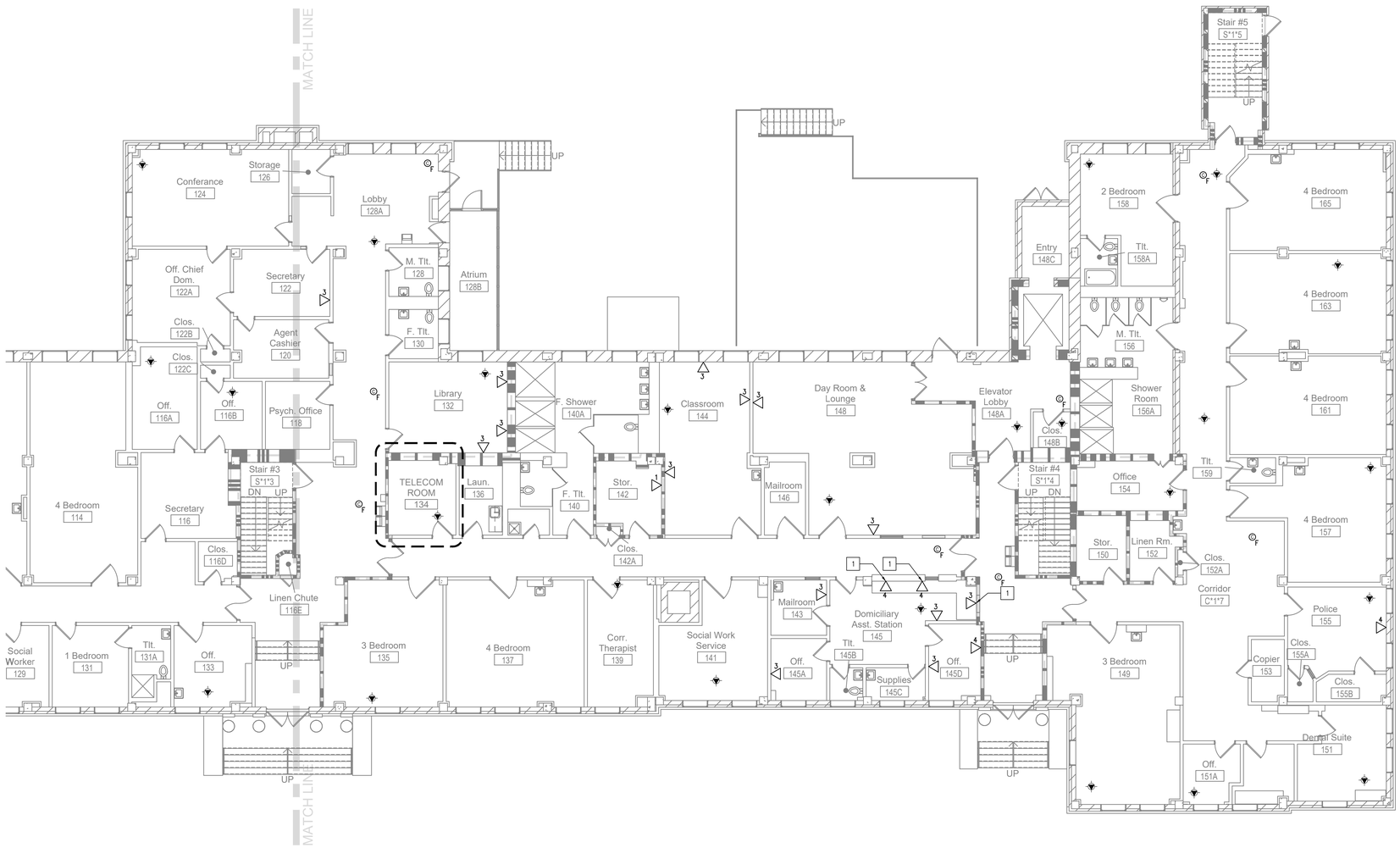


1 FLOOR PLAN - BLDG. 64 FIRST FLOOR NORTH
SCALE: 1/8" = 1'-0"

## DEMO NOTES

1. EXISTING CABLE TRAYS SHALL BE RE-USED UNLESS OTHERWISE NOTED.
2. EXISTING J-HOOKS SHALL BE RE-USED UNLESS OTHERWISE NOTED.
3. EXISTING TELECOMMUNICATIONS ROOM OR IT CLOSET. CONTRACTOR SHALL DEMO ALL PATCH PANELS AND CABLING RELATED TO THIS PROJECT. CONTRACTOR SHALL REMOVE ALL DATA CABLES FROM THE DEVICE TO THE SOURCE. CONTRACTOR SHALL COORDINATE WITH THE COR PRIOR TO BEGINNING WORK IN EACH TELECOM ROOM (TR) OR IT CLOSET.
4. DO NOT REMOVE ANY WALL MOUNT EQUIPMENT, ELECTRICAL CABLES AND EQUIPMENT, OR ANY CABLING OR DEVICE THAT IS NOT DATA RELATED. COORDINATE WITH COR PRIOR TO REMOVING CABLING FROM WALL FIELDS OR FROM WALL MOUNTED EQUIPMENT.
5. BUILDING AUTOMATION SYSTEMS (BAS) OR ELECTRONIC SECURITY SYSTEMS CABLES SHALL NOT BE REMOVED. COORDINATE WITH COR TO IDENTIFY BAS OR SECURITY CABLES.
6. EXISTING TELECOMMUNICATIONS OUTLET. CONTRACTOR SHALL REMOVE ALL DEVICE FACEPLATES AND MODULAR JACKS. EXISTING OUTLET BOXES AND CONDUITS SHALL BE PRESERVED FOR REUSE.
7. CONTRACTOR SHALL REMOVE ALL DATA CABLES EXCEPT CATEGORY 6A OR UNLESS OTHERWISE NOTED. CONTRACTOR SHALL COORDINATE WITH THE COR PRIOR TO REMOVING CABLES, OUTLETS, FACE PLATES, PATCH PANELS, AND PATCH CABLES.
8. CABLES SHALL NOT BE ABANDONED IN PLACE WITHOUT PRIOR APPROVAL OF THE COR.
9. WHERE CABLES ARE TO BE REMOVED, CONTRACTOR SHALL COMPLETELY REMOVE THE CABLE FROM OUTLET TO PATCH PANEL.
10. CONTRACTOR SHALL REMOVE NON-CATEGORY 6/6A FACE PLATES, MODULAR JACKS, AND PATCH PANELS AFTER CUT OVER TO NEW CATEGORY 6A CABLE PLANT.
11. CABLE SUPPORTS, SUCH AS CABLE TRAYS, OR J-HOOKS, THAT ARE NOT TO BE REUSED SHALL BE PRESERVED FOR REUSE. COORDINATE WITH THE COR PRIOR TO REMOVING CABLE SUPPORTS.
12. NURSE CALL SYSTEM TO BE MAINTAINED IN TR ROOM. CONTRACTOR SHALL COORDINATE NEW EQUIPMENT LOCATION WITH THE COR PRIOR TO MOVING THE NURSE CALL SYSTEM OR BEFORE WALL DEMOLITION BEGINS.
13. PRIOR TO RELOCATING WALL MOUNTED TV, CONTRACTOR SHALL COORDINATE WITH THE COR FOR THE NEW LOCATION AND PROVIDE NEW CATEGORY 6A DATA AND ELECTRICAL OUTLETS.

## KEYED NOTES

1. OUTLET MOUNTED BELOW COUNTER.
2. OUTLET MOUNTED ABOVE COUNTER.
3. SURFACE MOUNTED, WIREMOLD TYPE RACEWAY
4. SURFACE MOUNTED TO UNDERSIDE OF CABLE TRAY.
5. CABLE CHASE.
6. EXISTING CABLE TRAY

## KEY PLAN

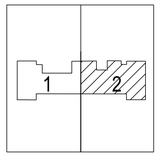


TRUE NORTH PLAN NORTH

| Revisions: | Date: |
|---|---|
| | |


CONSULTANT
HFS COMPANY
8718 Botts Lane
San Antonio, Texas 78217
www.hfscompany.com
Phone: (210) 816-4784
Fax: (210) 881-6808
jbianco@hfscompany.com

PROJECT MANAGEMENT
HFS COMPANY
8718 Botts Lane
San Antonio, Texas 78217
www.hfscompany.com
Phone: (210) 816-4784
Fax: (210) 881-6808
jbianco@hfscompany.com


REGISTERED COMMUNICATIONS DISTRIBUTION DESIGNER
BICSI
Raymond Martinez Jr.
BICSI ID # 143493
EXPIRES 03-31-24
RCDD
04-MAY-22

Construction and Facilities Management

VA U.S. Department of Veterans Affairs

| | | | |
|---|---|---|---|
| Drawing Title: BLDG. 64 - FIRST FLOOR - NORTH TECHNOLOGY DEMO PLAN- | Phase: 100% CONSTRUCTION DOCUMENTS | Project Title: CINCINNATI VAMC EHRM INFRASTRUCTURE UPGRADES | Project Number: 539-21-701 |
| | | | Building Number: 64 |
| Approved: Project Director | FULLY SPRINKLERED | Location: 3200 VINE ST., CINCINNATI, OH | Drawing Number: TD-271-F.64.1N |
| | | Issue Date: 04-MAY-2022 / Checked: NA / Drawn: RMJr | |

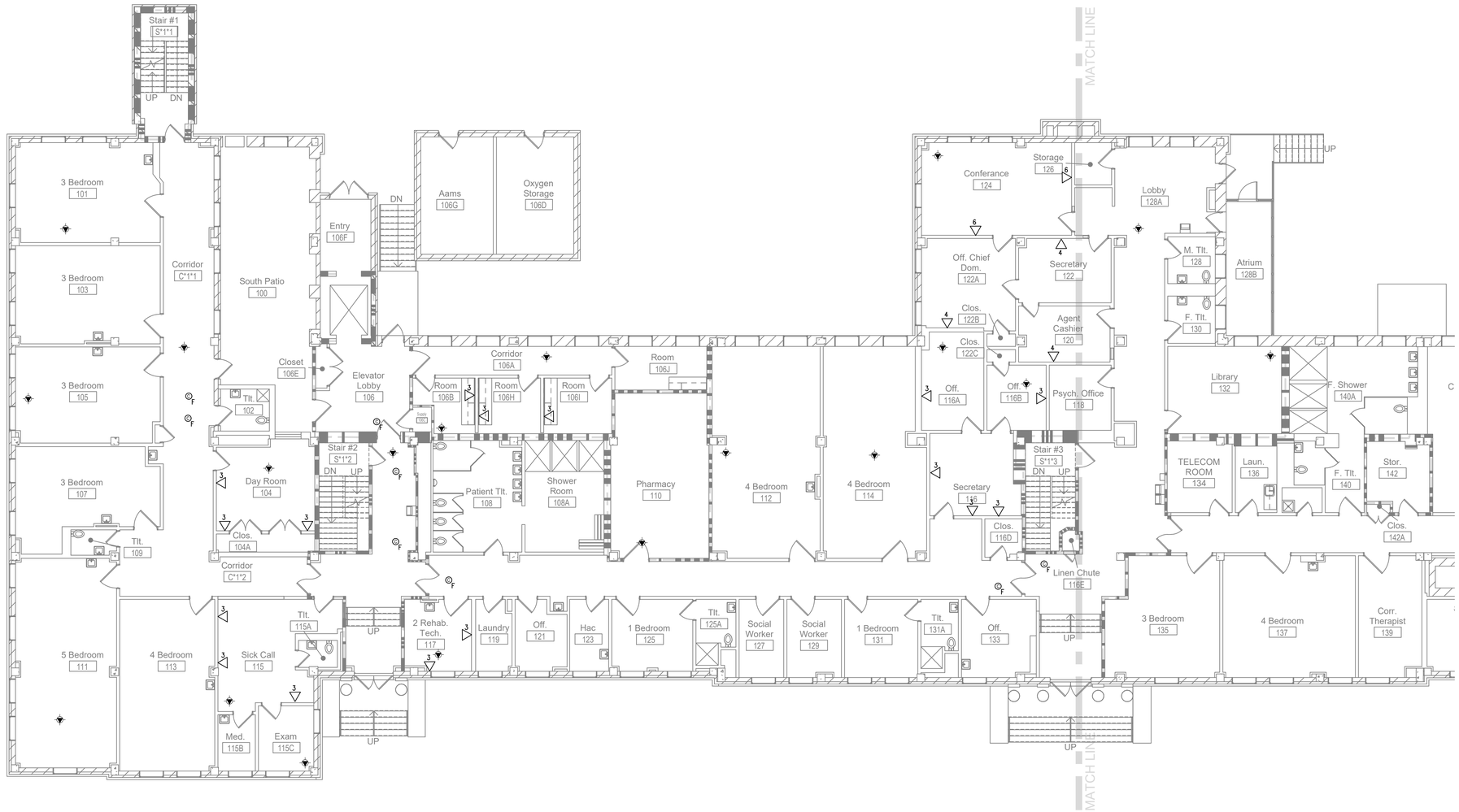


1 FLOOR PLAN - BLDG. 64 - FIRST FLOOR SOUTH
SCALE: 1/8" = 1'-0"

## DEMO NOTES

1. EXISTING CABLE TRAYS SHALL BE RE-USED UNLESS OTHERWISE NOTED.
2. EXISTING J-HOOKS SHALL BE RE-USED UNLESS OTHERWISE NOTED.
3. EXISTING TELECOMMUNICATIONS ROOM OR IT CLOSET. CONTRACTOR SHALL DEMO ALL PATCH PANELS AND CABLING RELATED TO THIS PROJECT. CONTRACTOR SHALL REMOVE ALL DATA CABLES FROM THE DEVICE TO THE SOURCE. CONTRACTOR SHALL COORDINATE WITH THE COR PRIOR TO BEGINNING WORK IN EACH TELECOM ROOM (TR) OR IT CLOSET.
4. DO NOT REMOVE ANY WALL MOUNT EQUIPMENT, ELECTRICAL CABLES AND EQUIPMENT, OR ANY CABLING OR DEVICE THAT IS NOT DATA RELATED. COORDINATE WITH COR PRIOR TO REMOVING CABLING FROM WALL FIELDS OR FROM WALL MOUNTED EQUIPMENT.
5. BUILDING AUTOMATION SYSTEMS (BAS) OR ELECTRONIC SECURITY SYSTEMS CABLES SHALL NOT BE REMOVED. COORDINATE WITH COR TO IDENTIFY BAS OR SECURITY CABLES.
6. EXISTING TELECOMMUNICATIONS OUTLET. CONTRACTOR SHALL REMOVE ALL DEVICE FACEPLATES AND MODULAR JACKS. EXISTING OUTLET BOXES AND CONDUITS SHALL BE PRESERVED FOR REUSE.
7. CONTRACTOR SHALL REMOVE ALL DATA CABLES EXCEPT CATEGORY 6A OR UNLESS OTHERWISE NOTED. CONTRACTOR SHALL COORDINATE WITH THE COR PRIOR TO REMOVING CABLES, OUTLETS, FACE PLATES, PATCH PANELS, AND PATCH CABLES.
8. CABLES SHALL NOT BE ABANDONED IN PLACE WITHOUT PRIOR APPROVAL OF THE COR.
9. WHERE CABLES ARE TO BE REMOVED, CONTRACTOR SHALL COMPLETELY REMOVE THE CABLE FROM OUTLET TO PATCH PANEL.
10. CONTRACTOR SHALL REMOVE NON-CATEGORY 6/6A FACE PLATES, MODULAR JACKS, AND PATCH PANELS AFTER CUT OVER TO NEW CATEGORY 6A CABLE PLANT.
11. CABLE SUPPORTS, SUCH AS CABLE TRAYS, OR J-HOOKS, THAT ARE NOT TO BE REUSED SHALL BE PRESERVED FOR REUSE. COORDINATE WITH THE COR PRIOR TO REMOVING CABLE SUPPORTS.
12. NURSE CALL SYSTEM TO BE MAINTAINED IN TR ROOM. CONTRACTOR SHALL COORDINATE NEW EQUIPMENT LOCATION WITH THE COR PRIOR TO MOVING THE NURSE CALL SYSTEM OR BEFORE WALL DEMOLITION BEGINS.
13. PRIOR TO RELOCATING WALL MOUNTED TV, CONTRACTOR SHALL COORDINATE WITH THE COR FOR THE NEW LOCATION AND PROVIDE NEW CATEGORY 6A DATA AND ELECTRICAL OUTLETS.

## KEYED NOTES

1. OUTLET MOUNTED BELOW COUNTER.
2. OUTLET MOUNTED ABOVE COUNTER.
3. SURFACE MOUNTED, WIREMOLD TYPE RACEWAY
4. SURFACE MOUNTED TO UNDERSIDE OF CABLE TRAY.
5. CABLE CHASE.
6. EXISTING CABLE TRAY

## KEY PLAN

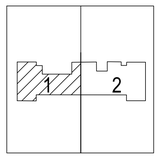


TRUE NORTH PLAN NORTH

| Revisions: | Date: |
|---|---|
| | |


CONSULTANT
HFS COMPANY
8718 Botts Lane
San Antonio, Texas 78217
www.hfscompany.com
Phone: (210) 816-4784
Fax: (210) 881-6808
jbianco@hfscompany.com

PROJECT MANAGEMENT
HFS COMPANY
8718 Botts Lane
San Antonio, Texas 78217
www.hfscompany.com
Phone: (210) 816-4784
Fax: (210) 881-6808
jbianco@hfscompany.com


REGISTERED COMMUNICATIONS DISTRIBUTION DESIGNER
BICSI
Raymond Martinez Jr.
BICSI ID # 143493
EXPIRES 03-31-24
RCDD
04-MAY-22

Construction and Facilities Management

VA U.S. Department of Veterans Affairs

| | |
|---|---|
| Drawing Title: BLDG. 64 - FIRST FLOOR - SOUTH TECHNOLOGY DEMO PLAN | Phase: 100% CONSTRUCTION DOCUMENTS |
| Approved: Project Director | FULLY SPRINKLERED |
| Project Title: CINCINNATI VAMC EHRM INFRASTRUCTURE UPGRADES | Project Number: 539-21-701 |
| | Building Number: 64 |
| Location: 3200 VINE ST., CINCINNATI, OH | Drawing Number: TD-271-F.64.1S |
| Issue Date: 04-MAY-2022 / Checked: NA / Drawn: RMJr | |

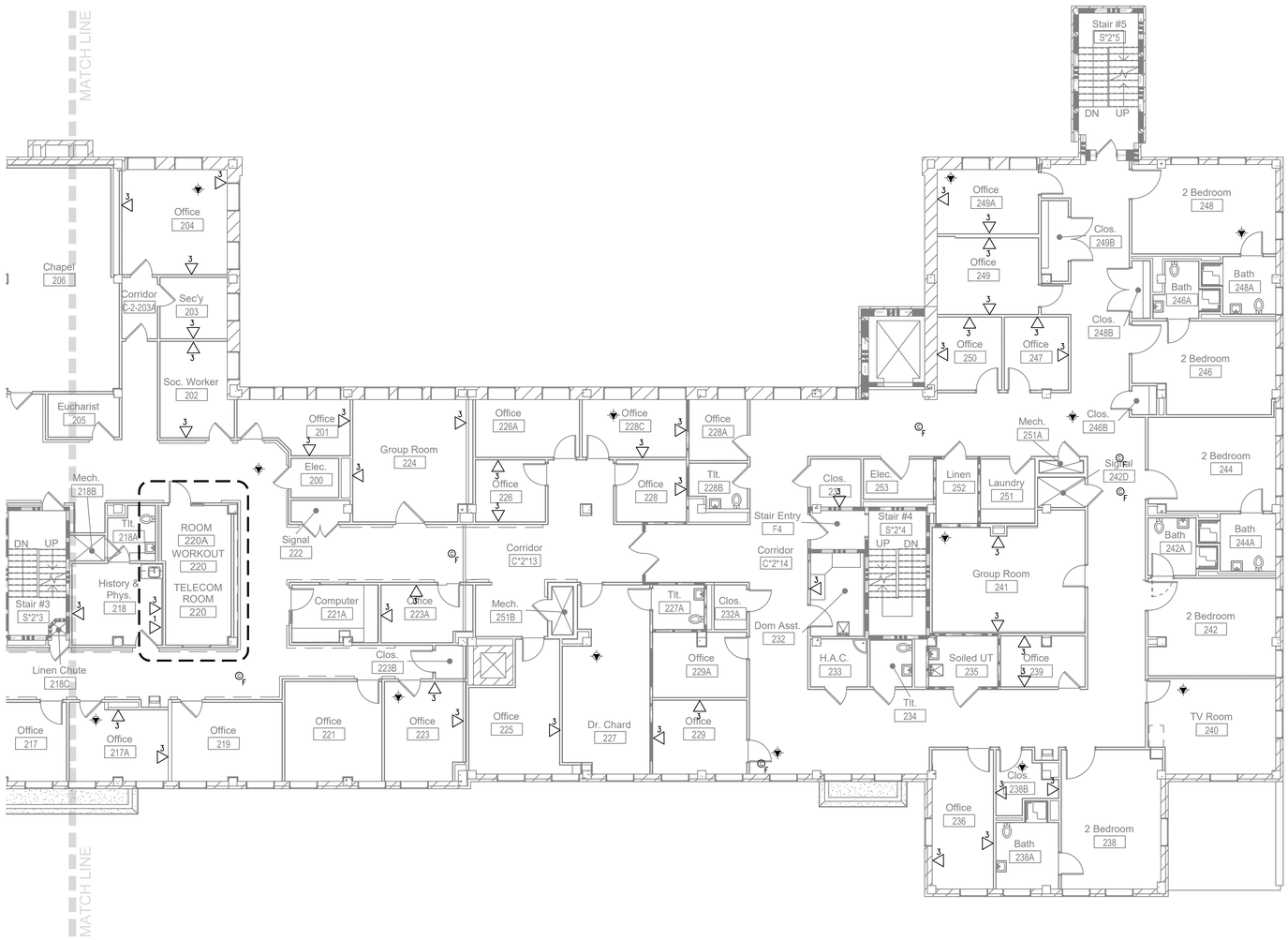


## DEMO NOTES

1. EXISTING CABLE TRAYS SHALL BE RE-USED UNLESS OTHERWISE NOTED.
2. EXISTING J-HOOKS SHALL BE RE-USED UNLESS OTHERWISE NOTED.
3. EXISTING TELECOMMUNICATIONS ROOM OR IT CLOSET. CONTRACTOR SHALL DEMO ALL PATCH PANELS AND CABLING RELATED TO THIS PROJECT. CONTRACTOR SHALL REMOVE ALL DATA CABLES FROM THE DEVICE TO THE SOURCE. CONTRACTOR SHALL COORDINATE WITH THE COR PRIOR TO BEGINNING WORK IN EACH TELECOM ROOM (TR) OR IT CLOSET.
4. DO NOT REMOVE ANY WALL MOUNT EQUIPMENT, ELECTRICAL CABLES AND EQUIPMENT, OR ANY CABLING OR DEVICE THAT IS NOT DATA RELATED. COORDINATE WITH COR PRIOR TO REMOVING CABLING FROM WALL FIELDS OR FROM WALL MOUNTED EQUIPMENT.
5. BUILDING AUTOMATION SYSTEMS (BAS) OR ELECTRONIC SECURITY SYSTEMS CABLES SHALL NOT BE REMOVED. COORDINATE WITH COR TO IDENTIFY BAS OR SECURITY CABLES.
6. EXISTING TELECOMMUNICATIONS OUTLET. CONTRACTOR SHALL REMOVE ALL DEVICE FACEPLATES AND MODULAR JACKS. EXISTING OUTLET BOXES AND CONDUITS SHALL BE PRESERVED FOR REUSE.
7. CONTRACTOR SHALL REMOVE ALL DATA CABLES EXCEPT CATEGORY 6A OR UNLESS OTHERWISE NOTED. CONTRACTOR SHALL COORDINATE WITH THE COR PRIOR TO REMOVING CABLES, OUTLETS, FACE PLATES, PATCH PANELS, AND PATCH CABLES.
8. CABLES SHALL NOT BE ABANDONED IN PLACE WITHOUT PRIOR APPROVAL OF THE COR.
9. WHERE CABLES ARE TO BE REMOVED, CONTRACTOR SHALL COMPLETELY REMOVE THE CABLE FROM OUTLET TO PATCH PANEL.
10. CONTRACTOR SHALL REMOVE NON-CATEGORY 6/6A FACE PLATES, MODULAR JACKS, AND PATCH PANELS AFTER CUT OVER TO NEW CATEGORY 6A CABLE PLANT.
11. CABLE SUPPORTS, SUCH AS CABLE TRAYS, OR J-HOOKS, THAT ARE NOT TO BE REUSED SHALL BE PRESERVED FOR REUSE. COORDINATE WITH THE COR PRIOR TO REMOVING CABLE SUPPORTS.
12. NURSE CALL SYSTEM TO BE MAINTAINED IN TR ROOM. CONTRACTOR SHALL COORDINATE NEW EQUIPMENT LOCATION WITH THE COR PRIOR TO MOVING THE NURSE CALL SYSTEM OR BEFORE WALL DEMOLITION BEGINS.
13. PRIOR TO RELOCATING WALL MOUNTED TV, CONTRACTOR SHALL COORDINATE WITH THE COR FOR THE NEW LOCATION AND PROVIDE NEW CATEGORY 6A DATA AND ELECTRICAL OUTLETS.

## KEYED NOTES

1. OUTLET MOUNTED BELOW COUNTER.
2. OUTLET MOUNTED ABOVE COUNTER.
3. SURFACE MOUNTED, WIREMOLD TYPE RACEWAY
4. SURFACE MOUNTED TO UNDERSIDE OF CABLE TRAY.
5. CABLE CHASE.
6. EXISTING CABLE TRAY

## KEY PLAN

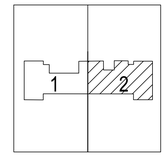


TRUE NORTH PLAN NORTH

1 FLOOR PLAN - BLDG. 64 - SECOND FLOOR NORTH
SCALE: 1/8" = 1'-0"

| Revisions: | Date: |
|---|---|
| | |

CONSULTANT
HFS COMPANY
8718 Botts Lane
San Antonio, Texas 78217
www.hfscompany.com
Phone: (210) 816-4784
Fax: (210) 881-6808
jbianco@hfscompany.com

PROJECT MANAGEMENT
HFS COMPANY
8718 Botts Lane
San Antonio, Texas 78217
www.hfscompany.com
Phone: (210) 816-4784
Fax: (210) 881-6808
jbianco@hfscompany.com

REGISTERED COMMUNICATIONS DISTRIBUTION DESIGNER
Bicsi
Raymond Martinez Jr.
BICSI ID # 143493
EXPIRES 03-31-24
RCDD
04-MAY-22

Construction and Facilities Management

VA U.S. Department of Veterans Affairs

| | |
|---|---|
| Drawing Title: BLDG. 64 - SECOND FLOOR - NORTH TECHNOLOGY DEMO PLAN | Phase: 100% CONSTRUCTION DOCUMENTS |
| Approved: Project Director | FULLY SPRINKLERED |
| Project Title: CINCINNATI VAMC EHRM INFRASTRUCTURE UPGRADES | Project Number: 539-21-701 |
| Location: 3200 VINE ST., CINCINNATI, OH | Building Number: 64 |
| Issue Date: 04-MAY-2022 / Checked: NA / Drawn: RMJr | Drawing Number: TD-272-F.64.2N |

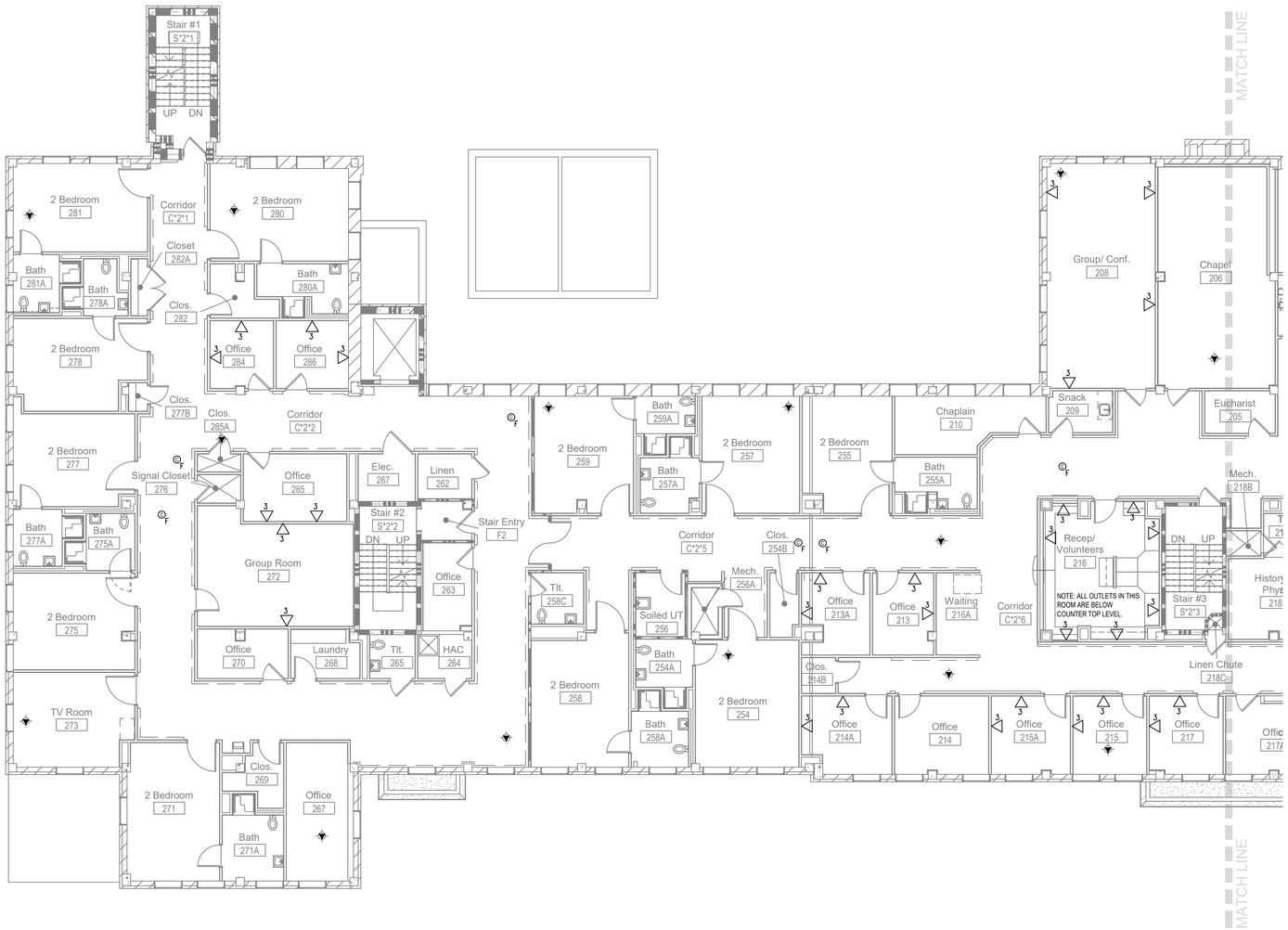


## DEMO NOTES

1. EXISTING CABLE TRAYS SHALL BE RE-USED UNLESS OTHERWISE NOTED.
2. EXISTING J-HOOKS SHALL BE RE-USED UNLESS OTHERWISE NOTED.
3. EXISTING TELECOMMUNICATIONS ROOM OR IT CLOSET. CONTRACTOR SHALL DEMO ALL PATCH PANELS AND CABLING RELATED TO THIS PROJECT. CONTRACTOR SHALL REMOVE ALL DATA CABLES FROM THE DEVICE TO THE SOURCE. CONTRACTOR SHALL COORDINATE WITH THE COR PRIOR TO BEGINNING WORK IN EACH TELECOM ROOM (TR) OR IT CLOSET.
4. DO NOT REMOVE ANY WALL MOUNT EQUIPMENT, ELECTRICAL CABLES AND EQUIPMENT, OR ANY CABLING OR DEVICE THAT IS NOT DATA RELATED. COORDINATE WITH COR PRIOR TO REMOVING CABLING FROM WALL FIELDS OR FROM WALL MOUNTED EQUIPMENT.
5. BUILDING AUTOMATION SYSTEMS (BAS) OR ELECTRONIC SECURITY SYSTEMS CABLES SHALL NOT BE REMOVED. COORDINATE WITH COR TO IDENTIFY BAS OR SECURITY CABLES.
6. EXISTING TELECOMMUNICATIONS OUTLET. CONTRACTOR SHALL REMOVE ALL DEVICE FACEPLATES AND MODULAR JACKS. EXISTING OUTLET BOXES AND CONDUITS SHALL BE PRESERVED FOR REUSE.
7. CONTRACTOR SHALL REMOVE ALL DATA CABLES EXCEPT CATEGORY 6A OR UNLESS OTHERWISE NOTED. CONTRACTOR SHALL COORDINATE WITH THE COR PRIOR TO REMOVING CABLES, OUTLETS, FACE PLATES, PATCH PANELS, AND PATCH CABLES.
8. CABLES SHALL NOT BE ABANDONED IN PLACE WITHOUT PRIOR APPROVAL OF THE COR.
9. WHERE CABLES ARE TO BE REMOVED, CONTRACTOR SHALL COMPLETELY REMOVE THE CABLE FROM OUTLET TO PATCH PANEL.
10. CONTRACTOR SHALL REMOVE NON-CATEGORY 6/6A FACE PLATES, MODULAR JACKS, AND PATCH PANELS AFTER CUT OVER TO NEW CATEGORY 6A CABLE PLANT.
11. CABLE SUPPORTS, SUCH AS CABLE TRAYS, OR J-HOOKS, THAT ARE NOT TO BE REUSED SHALL BE PRESERVED FOR REUSE. COORDINATE WITH THE COR PRIOR TO REMOVING CABLE SUPPORTS.
12. NURSE CALL SYSTEM TO BE MAINTAINED IN TR ROOM. CONTRACTOR SHALL COORDINATE NEW EQUIPMENT LOCATION WITH THE COR PRIOR TO MOVING THE NURSE CALL SYSTEM OR BEFORE WALL DEMOLITION BEGINS.
13. PRIOR TO RELOCATING WALL MOUNTED TV, CONTRACTOR SHALL COORDINATE WITH THE COR FOR THE NEW LOCATION AND PROVIDE NEW CATEGORY 6A DATA AND ELECTRICAL OUTLETS.

## KEYED NOTES

1. OUTLET MOUNTED BELOW COUNTER.
2. OUTLET MOUNTED ABOVE COUNTER.
3. SURFACE MOUNTED, WIREMOLD TYPE RACEWAY
4. SURFACE MOUNTED TO UNDERSIDE OF CABLE TRAY.
5. CABLE CHASE.
6. EXISTING CABLE TRAY

## KEY PLAN

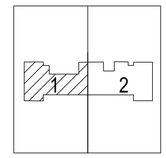


TRUE NORTH PLAN NORTH

1 FLOOR PLAN - BLDG. 64 - SECOND FLOOR SOUTH
SCALE: 1/8" = 1'-0"

| Revisions: | Date: |
|---|---|
| | |


CONSULTANT
HFS COMPANY
8718 Botts Lane
San Antonio, Texas 78217
www.hfscompany.com
Phone: (210) 816-4784
Fax: (210) 881-6808
jbianco@hfscompany.com

PROJECT MANAGEMENT
HFS COMPANY
8718 Botts Lane
San Antonio, Texas 78217
www.hfscompany.com
Phone: (210) 816-4784
Fax: (210) 881-6808
jbianco@hfscompany.com


REGISTERED COMMUNICATIONS DISTRIBUTION DESIGNER
Bicsi
Raymond Martinez Jr.
BICSI ID # 143493
EXPIRES 03-31-24
RCDD
04-MAY-22

Construction and Facilities Management

VA U.S. Department of Veterans Affairs

| | |
|---|---|
| Drawing Title: BLDG. 64 - SECOND FLOOR - SOUTH TECHNOLOGY DEMO PLAN | Phase: 100% CONSTRUCTION DOCUMENTS |
| Approved: Project Director | FULLY SPRINKLERED |

| | |
|---|---|
| Project Title: CINCINNATI VAMC EHRM INFRASTRUCTURE UPGRADES | Project Number: 539-21-701 |
| | Building Number: 64 |
| Location: 3200 VINE ST., CINCINNATI, OH | Drawing Number: TD-272-F.64.2S |
| Issue Date: 04-MAY-2022 / Checked: NA / Drawn: RMJr | |

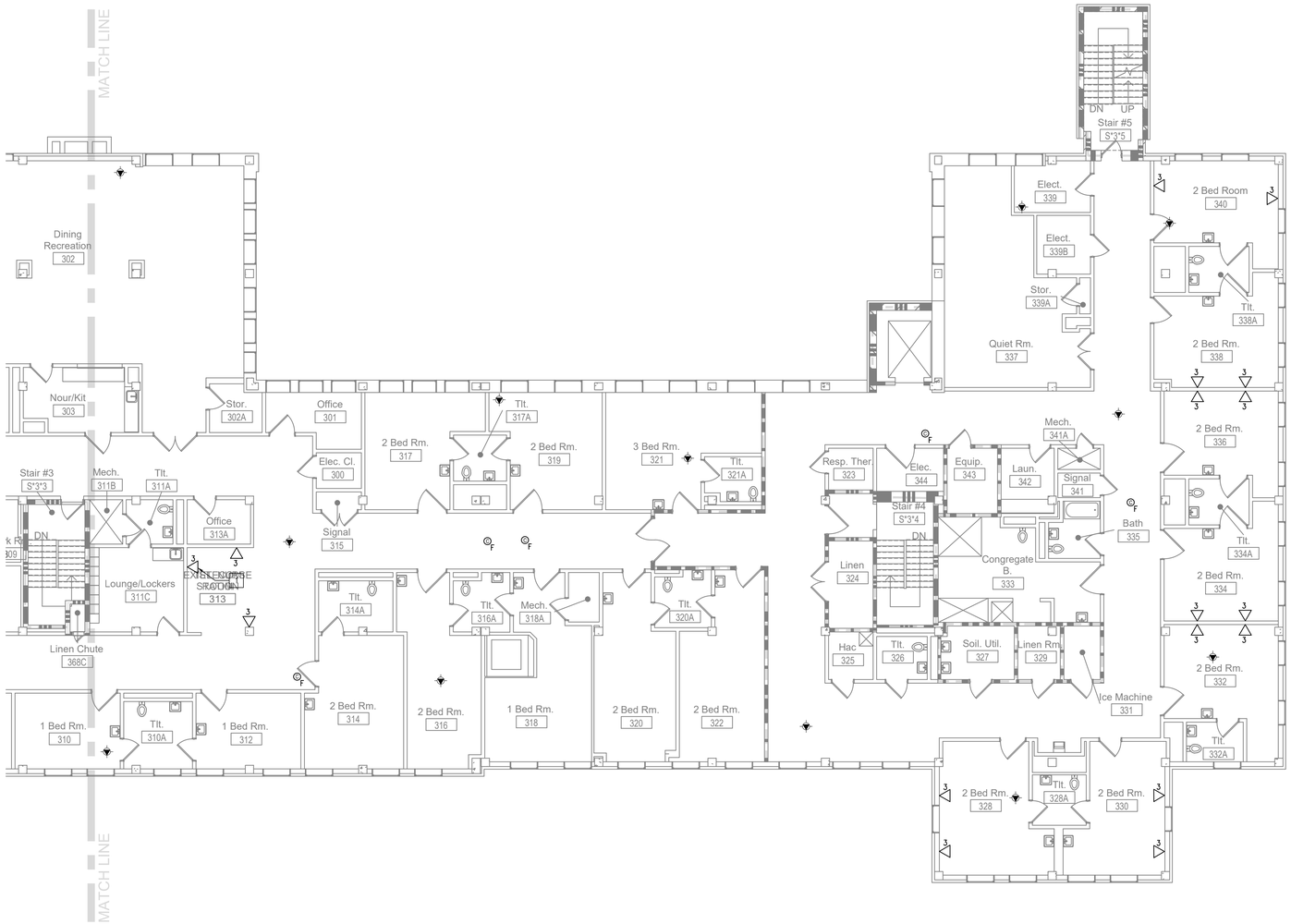


## DEMO NOTES

1. EXISTING CABLE TRAYS SHALL BE RE-USED UNLESS OTHERWISE NOTED.
2. EXISTING J-HOOKS SHALL BE RE-USED UNLESS OTHERWISE NOTED.
3. EXISTING TELECOMMUNICATIONS ROOM OR IT CLOSET. CONTRACTOR SHALL DEMO ALL PATCH PANELS AND CABLING RELATED TO THIS PROJECT. CONTRACTOR SHALL REMOVE ALL DATA CABLES FROM THE DEVICE TO THE SOURCE. CONTRACTOR SHALL COORDINATE WITH THE COR PRIOR TO BEGINNING WORK IN EACH TELECOM ROOM (TR) OR IT CLOSET.
4. DO NOT REMOVE ANY WALL MOUNT EQUIPMENT, ELECTRICAL CABLES AND EQUIPMENT, OR ANY CABLING OR DEVICE THAT IS NOT DATA RELATED. COORDINATE WITH COR PRIOR TO REMOVING CABLING FROM WALL FIELDS OR FROM WALL MOUNTED EQUIPMENT.
5. BUILDING AUTOMATION SYSTEMS (BAS) OR ELECTRONIC SECURITY SYSTEMS CABLES SHALL NOT BE REMOVED. COORDINATE WITH COR TO IDENTIFY BAS OR SECURITY CABLES.
6. EXISTING TELECOMMUNICATIONS OUTLET. CONTRACTOR SHALL REMOVE ALL DEVICE FACEPLATES AND MODULAR JACKS. EXISTING OUTLET BOXES AND CONDUITS SHALL BE PRESERVED FOR REUSE.
7. CONTRACTOR SHALL REMOVE ALL DATA CABLES EXCEPT CATEGORY 6A OR UNLESS OTHERWISE NOTED. CONTRACTOR SHALL COORDINATE WITH THE COR PRIOR TO REMOVING CABLES, OUTLETS, FACE PLATES, PATCH PANELS, AND PATCH CABLES.
8. CABLES SHALL NOT BE ABANDONED IN PLACE WITHOUT PRIOR APPROVAL OF THE COR.
9. WHERE CABLES ARE TO BE REMOVED, CONTRACTOR SHALL COMPLETELY REMOVE THE CABLE FROM OUTLET TO PATCH PANEL.
10. CONTRACTOR SHALL REMOVE NON-CATEGORY 6/6A FACE PLATES, MODULAR JACKS, AND PATCH PANELS AFTER CUT OVER TO NEW CATEGORY 6A CABLE PLANT.
11. CABLE SUPPORTS, SUCH AS CABLE TRAYS, OR J-HOOKS, THAT ARE NOT TO BE REUSED SHALL BE PRESERVED FOR REUSE. COORDINATE WITH THE COR PRIOR TO REMOVING CABLE SUPPORTS.
12. NURSE CALL SYSTEM TO BE MAINTAINED IN TR ROOM. CONTRACTOR SHALL COORDINATE NEW EQUIPMENT LOCATION WITH THE COR PRIOR TO MOVING THE NURSE CALL SYSTEM OR BEFORE WALL DEMOLITION BEGINS.
13. PRIOR TO RELOCATING WALL MOUNTED TV, CONTRACTOR SHALL COORDINATE WITH THE COR FOR THE NEW LOCATION AND PROVIDE NEW CATEGORY 6A DATA AND ELECTRICAL OUTLETS.

## KEYED NOTES

1. OUTLET MOUNTED BELOW COUNTER.
2. OUTLET MOUNTED ABOVE COUNTER.
3. SURFACE MOUNTED, WIREMOLD TYPE RACEWAY
4. SURFACE MOUNTED TO UNDERSIDE OF CABLE TRAY.
5. CABLE CHASE.
6. EXISTING CABLE TRAY

## KEY PLAN

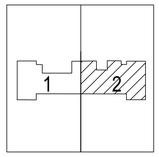


TRUE NORTH PLAN NORTH

1 FLOOR PLAN - BLDG. 64 - THIRD FLOOR NORTH
SCALE: 1/8" = 1'-0"

| Revisions: | Date: |
|---|---|
| | |

CONSULTANT
HFS COMPANY
8718 Botts Lane
San Antonio, Texas 78217
www.hfscompany.com
Phone: (210) 816-4784
Fax: (210) 881-6808
jbianco@hfscompany.com

PROJECT MANAGEMENT
HFS COMPANY
8718 Botts Lane
San Antonio, Texas 78217
www.hfscompany.com
Phone: (210) 816-4784
Fax: (210) 881-6808
jbianco@hfscompany.com

REGISTERED COMMUNICATIONS DISTRIBUTION DESIGNER
BICSI
Raymond Martinez Jr.
BICSI ID # 143493
Exp.
EXPIRES 12-31-24
RCDD
04-MAY-22

Construction and Facilities Management

VA U.S. Department of Veterans Affairs

| | |
|---|---|
| Drawing Title: BLDG. 64 - THIRD FLOOR - NORTH TECHNOLOGY DEMO PLAN | Phase: 100% CONSTRUCTION DOCUMENTS |
| Approved: Project Director | FULLY SPRINKLERED |

| | | |
|---|---|---|
| Project Title: CINCINNATI VAMC EHRM INFRASTRUCTURE UPGRADES | | Project Number: 539-21-701 |
| | | Building Number: 64 |
| Location: 3200 VINE ST., CINCINNATI, OH | | Drawing Number: TD-273-F.64.3N |
| Issue Date: 04-MAY-2022 | Checked: NA | Drawn: RMJr |

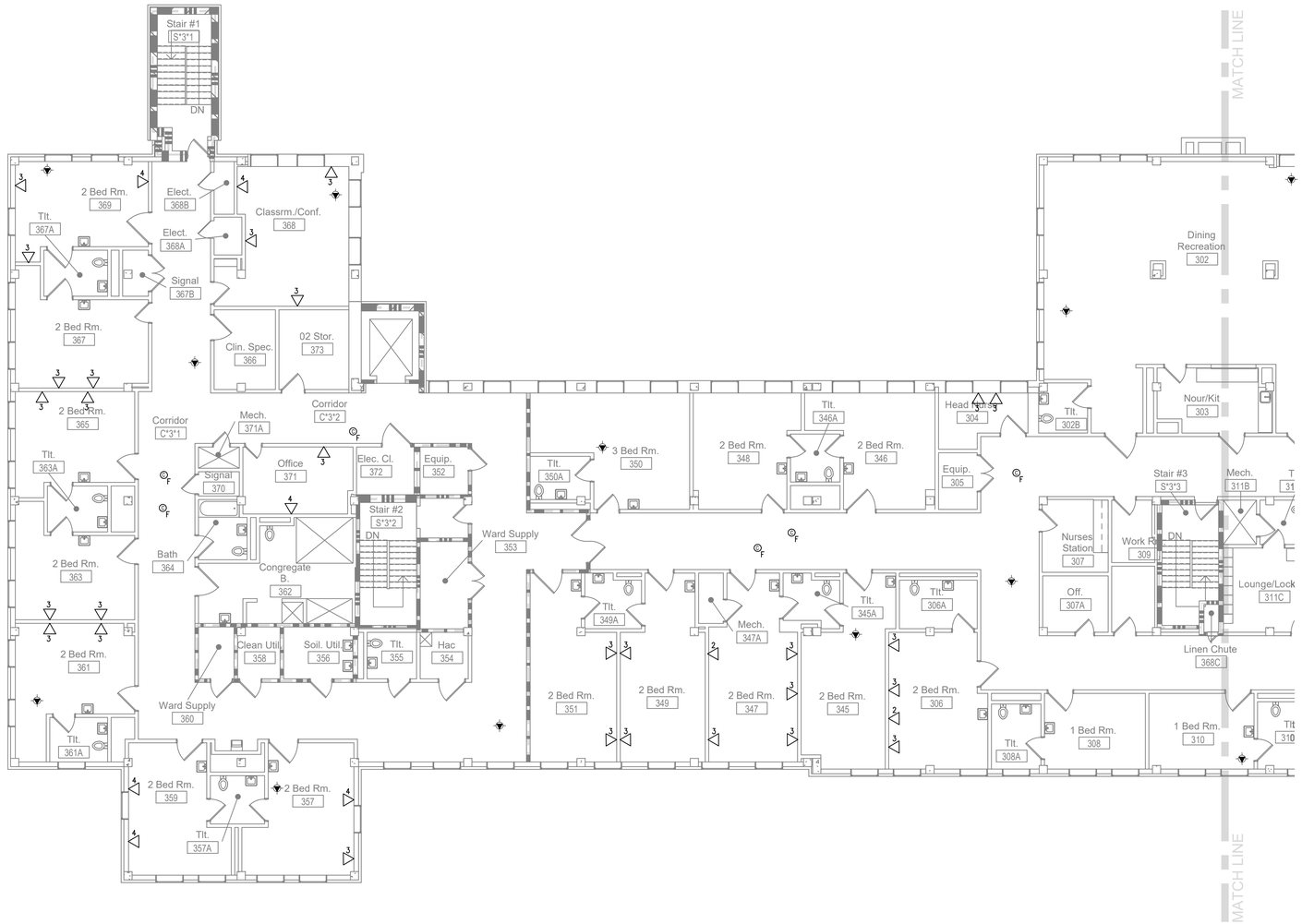


## DEMO NOTES

1. EXISTING CABLE TRAYS SHALL BE RE-USED UNLESS OTHERWISE NOTED.
2. EXISTING J-HOOKS SHALL BE RE-USED UNLESS OTHERWISE NOTED.
3. EXISTING TELECOMMUNICATIONS ROOM OR IT CLOSET. CONTRACTOR SHALL DEMO ALL PATCH PANELS AND CABLING RELATED TO THIS PROJECT. CONTRACTOR SHALL REMOVE ALL DATA CABLES FROM THE DEVICE TO THE SOURCE. CONTRACTOR SHALL COORDINATE WITH THE COR PRIOR TO BEGINNING WORK IN EACH TELECOM ROOM (TR) OR IT CLOSET.
4. DO NOT REMOVE ANY WALL MOUNT EQUIPMENT, ELECTRICAL CABLES AND EQUIPMENT, OR ANY CABLING OR DEVICE THAT IS NOT DATA RELATED. COORDINATE WITH COR PRIOR TO REMOVING CABLING FROM WALL FIELDS OR FROM WALL MOUNTED EQUIPMENT.
5. BUILDING AUTOMATION SYSTEMS (BAS) OR ELECTRONIC SECURITY SYSTEMS CABLES SHALL NOT BE REMOVED. COORDINATE WITH COR TO IDENTIFY BAS OR SECURITY CABLES.
6. EXISTING TELECOMMUNICATIONS OUTLET. CONTRACTOR SHALL REMOVE ALL DEVICE FACEPLATES AND MODULAR JACKS. EXISTING OUTLET BOXES AND CONDUITS SHALL BE PRESERVED FOR REUSE.
7. CONTRACTOR SHALL REMOVE ALL DATA CABLES EXCEPT CATEGORY 6A OR UNLESS OTHERWISE NOTED. CONTRACTOR SHALL COORDINATE WITH THE COR PRIOR TO REMOVING CABLES, OUTLETS, FACE PLATES, PATCH PANELS, AND PATCH CABLES.
8. CABLES SHALL NOT BE ABANDONED IN PLACE WITHOUT PRIOR APPROVAL OF THE COR.
9. WHERE CABLES ARE TO BE REMOVED, CONTRACTOR SHALL COMPLETELY REMOVE THE CABLE FROM OUTLET TO PATCH PANEL.
10. CONTRACTOR SHALL REMOVE NON-CATEGORY 6/6A FACE PLATES, MODULAR JACKS, AND PATCH PANELS AFTER CUT OVER TO NEW CATEGORY 6A CABLE PLANT.
11. CABLE SUPPORTS, SUCH AS CABLE TRAYS, OR J-HOOKS, THAT ARE NOT TO BE REUSED SHALL BE PRESERVED FOR REUSE. COORDINATE WITH THE COR PRIOR TO REMOVING CABLE SUPPORTS.
12. NURSE CALL SYSTEM TO BE MAINTAINED IN TR ROOM. CONTRACTOR SHALL COORDINATE NEW EQUIPMENT LOCATION WITH THE COR PRIOR TO MOVING THE NURSE CALL SYSTEM OR BEFORE WALL DEMOLITION BEGINS.
13. PRIOR TO RELOCATING WALL MOUNTED TV, CONTRACTOR SHALL COORDINATE WITH THE COR FOR THE NEW LOCATION AND PROVIDE NEW CATEGORY 6A DATA AND ELECTRICAL OUTLETS.

## KEYED NOTES

1. OUTLET MOUNTED BELOW COUNTER.
2. OUTLET MOUNTED ABOVE COUNTER.
3. SURFACE MOUNTED, WIREMOLD TYPE RACEWAY
4. SURFACE MOUNTED TO UNDERSIDE OF CABLE TRAY.
5. CABLE CHASE.
6. EXISTING CABLE TRAY

## KEY PLAN

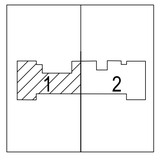


TRUE NORTH PLAN NORTH

1 FLOOR PLAN - BLDG. 64 - THIRD FLOOR SOUTH
SCALE: 1/8" = 1'-0"

| Revisions: | Date: |
|---|---|
| | |


CONSULTANT
HFS COMPANY
8718 Botts Lane
San Antonio, Texas 78217
www.hfscompany.com
Phone: (210) 816-4784
Fax: (210) 881-6808
jbianco@hfscompany.com

PROJECT MANAGEMENT
HFS COMPANY
8718 Botts Lane
San Antonio, Texas 78217
www.hfscompany.com
Phone: (210) 816-4784
Fax: (210) 881-6808
jbianco@hfscompany.com


REGISTERED COMMUNICATIONS DISTRIBUTION DESIGNER
Bicsi
Raymond Martinez Jr.
BICSI ID # 143493
EXPIRES 03-31-24
RCDD
04-MAY-22

Construction and Facilities Management

VA U.S. Department of Veterans Affairs

| | | | |
|---|---|---|---|
| Drawing Title: BLDG. 64 - THIRD FLOOR - SOUTH TECHNOLOGY DEMO PLAN | Phase: 100% CONSTRUCTION DOCUMENTS | Project Title: CINCINNATI VAMC EHRM INFRASTRUCTURE UPGRADES | Project Number: 539-21-701 |
| | | | Building Number: 64 |
| Approved: Project Director | FULLY SPRINKLERED | Location: 3200 VINE ST., CINCINNATI, OH | Drawing Number: TD-273-F.64.3S |
| | | Issue Date: 04-MAY-2022 / Checked: NA / Drawn: RMJr | |

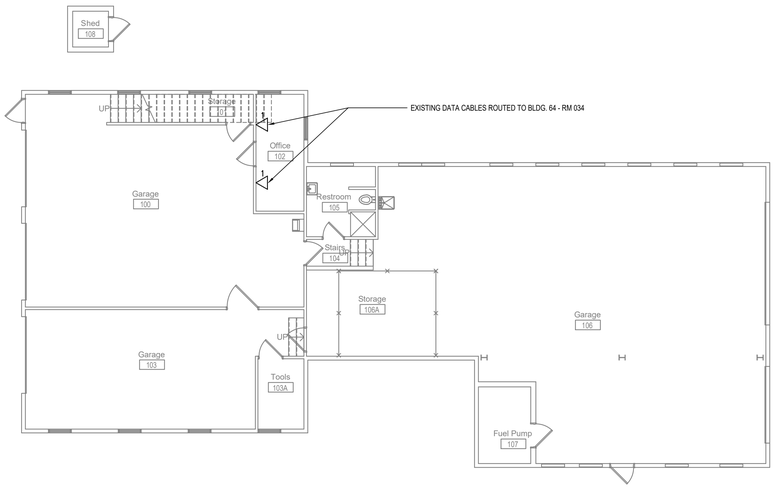


## DEMO NOTES

1. EXISTING CABLE TRAYS SHALL BE RE-USED UNLESS OTHERWISE NOTED.
2. EXISTING J-HOOKS SHALL BE RE-USED UNLESS OTHERWISE NOTED.
3. EXISTING TELECOMMUNICATIONS ROOM OR IT CLOSET. CONTRACTOR SHALL DEMO ALL PATCH PANELS AND CABLING RELATED TO THIS PROJECT. CONTRACTOR SHALL REMOVE ALL DATA CABLES FROM THE DEVICE TO THE SOURCE. CONTRACTOR SHALL COORDINATE WITH THE COR PRIOR TO BEGINNING WORK IN EACH TELECOM ROOM (TR) OR IT CLOSET.
4. DO NOT REMOVE ANY WALL MOUNT EQUIPMENT, ELECTRICAL CABLES AND EQUIPMENT, OR ANY CABLING OR DEVICE THAT IS NOT DATA RELATED. COORDINATE WITH COR PRIOR TO REMOVING CABLING FROM WALL FIELDS OR FROM WALL MOUNTED EQUIPMENT.
5. BUILDING AUTOMATION SYSTEMS (BAS) OR ELECTRONIC SECURITY SYSTEMS CABLES SHALL NOT BE REMOVED. COORDINATE WITH COR TO IDENTIFY BAS OR SECURITY CABLES.
6. EXISTING TELECOMMUNICATIONS OUTLET. CONTRACTOR SHALL REMOVE ALL DEVICE FACEPLATES AND MODULAR JACKS. EXISTING OUTLET BOXES AND CONDUITS SHALL BE PRESERVED FOR REUSE.
7. CONTRACTOR SHALL REMOVE ALL DATA CABLES EXCEPT CATEGORY 6A OR UNLESS OTHERWISE NOTED. CONTRACTOR SHALL COORDINATE WITH THE COR PRIOR TO REMOVING CABLES, OUTLETS, FACE PLATES, PATCH PANELS, AND PATCH CABLES.
8. CABLES SHALL NOT BE ABANDONED IN PLACE WITHOUT PRIOR APPROVAL OF THE COR.
9. WHERE CABLES ARE TO BE REMOVED, CONTRACTOR SHALL COMPLETELY REMOVE THE CABLE FROM OUTLET TO PATCH PANEL.
10. CONTRACTOR SHALL REMOVE NON-CATEGORY 6/6A FACE PLATES, MODULAR JACKS, AND PATCH PANELS AFTER CUT OVER TO NEW CATEGORY 6A CABLE PLANT.
11. CABLE SUPPORTS, SUCH AS CABLE TRAYS, OR J-HOOKS, THAT ARE NOT TO BE REUSED SHALL BE PRESERVED FOR REUSE. COORDINATE WITH THE COR PRIOR TO REMOVING CABLE SUPPORTS.
12. NURSE CALL SYSTEM TO BE MAINTAINED IN TR ROOM. CONTRACTOR SHALL COORDINATE NEW EQUIPMENT LOCATION WITH THE COR PRIOR TO MOVING THE NURSE CALL SYSTEM OR BEFORE WALL DEMOLITION BEGINS.
13. PRIOR TO RELOCATING WALL MOUNTED TV, CONTRACTOR SHALL COORDINATE WITH THE COR FOR THE NEW LOCATION AND PROVIDE NEW CATEGORY 6A DATA AND ELECTRICAL OUTLETS.

## KEYED NOTES

1. OUTLET MOUNTED BELOW COUNTER.
2. OUTLET MOUNTED ABOVE COUNTER.
3. SURFACE MOUNTED, WIREMOLD TYPE RACEWAY
4. SURFACE MOUNTED TO UNDERSIDE OF CABLE TRAY.
5. CABLE CHASE.
6. EXISTING CABLE TRAY

## KEY PLAN

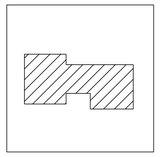

TRUE NORTH PLAN NORTH

1 FLOOR PLAN - BLDG. 117 - FIRST FLOOR
SCALE: 1/8" = 1'-0"

| Revisions: | Date: |
|---|---|
| | |


CONSULTANT
HFS COMPANY
8718 Botts Lane
San Antonio, Texas 78217
www.hfscompany.com
Phone: (210) 816-4784
Fax: (210) 881-6808
jbianco@hfscompany.com

PROJECT MANAGEMENT
HFS COMPANY
8718 Botts Lane
San Antonio, Texas 78217
www.hfscompany.com
Phone: (210) 816-4784
Fax: (210) 881-6808
jbianco@hfscompany.com


REGISTERED COMMUNICATIONS DISTRIBUTION DESIGNER
Bicsi
Raymond Martinez Jr.
BICSI ID # 143493
EXPIRES 12-31-24
RCDD
04-MAY-22

Construction and Facilities Management

VA U.S. Department of Veterans Affairs

| | | | |
|---|---|---|---|
| Drawing Title: BLDG. 117 - FIRST FLOOR TECHNOLOGY DEMO PLAN | Phase: 100% CONSTRUCTION DOCUMENTS | Project Title: CINCINNATI VAMC EHRM INFRASTRUCTURE UPGRADES | Project Number: 539-21-701 |
| Approved: Project Director | FULLY SPRINKLERED | Location: 3200 VINE ST., CINCINNATI, OH | Building Number: 117 |
| | | Issue Date: 04-MAY-2022 / Checked: NA / Drawn: RMJr | Drawing Number: TD-275-F.117.1 |

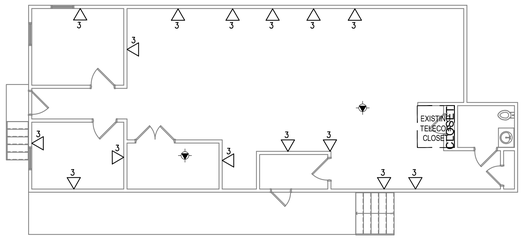


## DEMO NOTES

1. EXISTING CABLE TRAYS SHALL BE RE-USED UNLESS OTHERWISE NOTED.
2. EXISTING J-HOOKS SHALL BE RE-USED UNLESS OTHERWISE NOTED.
3. EXISTING TELECOMMUNICATIONS ROOM OR IT CLOSET. CONTRACTOR SHALL DEMO ALL PATCH PANELS AND CABLING RELATED TO THIS PROJECT. CONTRACTOR SHALL REMOVE ALL DATA CABLES FROM THE DEVICE TO THE SOURCE. CONTRACTOR SHALL COORDINATE WITH THE COR PRIOR TO BEGINNING WORK IN EACH TELECOM ROOM (TR) OR IT CLOSET.
4. DO NOT REMOVE ANY WALL MOUNT EQUIPMENT, ELECTRICAL CABLES AND EQUIPMENT, OR ANY CABLING OR DEVICE THAT IS NOT DATA RELATED. COORDINATE WITH COR PRIOR TO REMOVING CABLING FROM WALL FIELDS OR FROM WALL MOUNTED EQUIPMENT.
5. BUILDING AUTOMATION SYSTEMS (BAS) OR ELECTRONIC SECURITY SYSTEMS CABLES SHALL NOT BE REMOVED. COORDINATE WITH COR TO IDENTIFY BAS OR SECURITY CABLES.
6. EXISTING TELECOMMUNICATIONS OUTLET. CONTRACTOR SHALL REMOVE ALL DEVICE FACEPLATES AND MODULAR JACKS. EXISTING OUTLET BOXES AND CONDUITS SHALL BE PRESERVED FOR REUSE.
7. CONTRACTOR SHALL REMOVE ALL DATA CABLES EXCEPT CATEGORY 6A OR UNLESS OTHERWISE NOTED. CONTRACTOR SHALL COORDINATE WITH THE COR PRIOR TO REMOVING CABLES, OUTLETS, FACE PLATES, PATCH PANELS, AND PATCH CABLES.
8. CABLES SHALL NOT BE ABANDONED IN PLACE WITHOUT PRIOR APPROVAL OF THE COR.
9. WHERE CABLES ARE TO BE REMOVED, CONTRACTOR SHALL COMPLETELY REMOVE THE CABLE FROM OUTLET TO PATCH PANEL.
10. CONTRACTOR SHALL REMOVE NON-CATEGORY 6/6A FACE PLATES, MODULAR JACKS, AND PATCH PANELS AFTER CUT OVER TO NEW CATEGORY 6A CABLE PLANT.
11. CABLE SUPPORTS, SUCH AS CABLE TRAYS, OR J-HOOKS, THAT ARE NOT TO BE REUSED SHALL BE PRESERVED FOR REUSE. COORDINATE WITH THE COR PRIOR TO REMOVING CABLE SUPPORTS.
12. NURSE CALL SYSTEM TO BE MAINTAINED IN TR ROOM. CONTRACTOR SHALL COORDINATE NEW EQUIPMENT LOCATION WITH THE COR PRIOR TO MOVING THE NURSE CALL SYSTEM OR BEFORE WALL DEMOLITION BEGINS.
13. PRIOR TO RELOCATING WALL MOUNTED TV, CONTRACTOR SHALL COORDINATE WITH THE COR FOR THE NEW LOCATION AND PROVIDE NEW CATEGORY 6A DATA AND ELECTRICAL OUTLETS.

## KEYED NOTES

1. OUTLET MOUNTED BELOW COUNTER.
2. OUTLET MOUNTED ABOVE COUNTER.
3. SURFACE MOUNTED, WIREMOLD TYPE RACEWAY
4. SURFACE MOUNTED TO UNDERSIDE OF CABLE TRAY.
5. CABLE CHASE.
6. EXISTING CABLE TRAY

## KEY PLAN

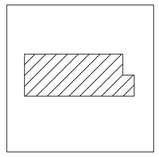

TRUE NORTH PLAN NORTH

1 FLOOR PLAN - BLDG. TB - EDUCATION TRAILER
SCALE: 1/8" = 1'-0"

| Revisions: | Date: |
|---|---|
| | |

CONSULTANT
HFS COMPANY
8718 Botts Lane
San Antonio, Texas 78217
www.hfscompany.com
Phone: (210) 816-4784
Fax: (210) 881-6808
jbianco@hfscompany.com

PROJECT MANAGEMENT
HFS COMPANY
8718 Botts Lane
San Antonio, Texas 78217
www.hfscompany.com
Phone: (210) 816-4784
Fax: (210) 881-6808
jbianco@hfscompany.com

REGISTERED COMMUNICATIONS DISTRIBUTION DESIGNER
Bicsi
Raymond Martinez Jr.
BICSI ID # 143493
EXPIRES 12-31-24
RCDD
04-MAY-22

Construction and Facilities Management

VA U.S. Department of Veterans Affairs

| | | | |
|---|---|---|---|
| Drawing Title: BLDG. TB - EDUCATION TRAILER TECHNOLOGY DEMO PLAN | Phase: 100% CONSTRUCTION DOCUMENTS | Project Title: CINCINNATI VAMC EHRM INFRASTRUCTURE UPGRADES | Project Number: 539-21-701 |
| | | | Building Number: TB |
| Approved: Project Director | FULLY SPRINKLERED | Location: 3200 VINE ST., CINCINNATI, OH | Drawing Number: TD-280-C.TB.1 |
| | | Issue Date: 04-MAY-2022 / Checked: NA / Drawn: RMJr | |

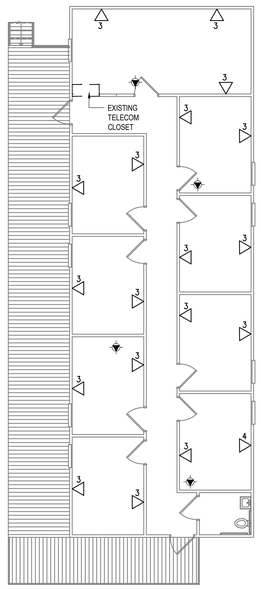


## DEMO NOTES

1. EXISTING CABLE TRAYS SHALL BE RE-USED UNLESS OTHERWISE NOTED.
2. EXISTING J-HOOKS SHALL BE RE-USED UNLESS OTHERWISE NOTED.
3. EXISTING TELECOMMUNICATIONS ROOM OR IT CLOSET. CONTRACTOR SHALL DEMO ALL PATCH PANELS AND CABLING RELATED TO THIS PROJECT. CONTRACTOR SHALL REMOVE ALL DATA CABLES FROM THE DEVICE TO THE SOURCE. CONTRACTOR SHALL COORDINATE WITH THE COR PRIOR TO BEGINNING WORK IN EACH TELECOM ROOM (TR) OR IT CLOSET.
4. DO NOT REMOVE ANY WALL MOUNT EQUIPMENT, ELECTRICAL CABLES AND EQUIPMENT, OR ANY CABLING OR DEVICE THAT IS NOT DATA RELATED. COORDINATE WITH COR PRIOR TO REMOVING CABLING FROM WALL FIELDS OR FROM WALL MOUNTED EQUIPMENT.
5. BUILDING AUTOMATION SYSTEMS (BAS) OR ELECTRONIC SECURITY SYSTEMS CABLES SHALL NOT BE REMOVED. COORDINATE WITH COR TO IDENTIFY BAS OR SECURITY CABLES.
6. EXISTING TELECOMMUNICATIONS OUTLET. CONTRACTOR SHALL REMOVE ALL DEVICE FACEPLATES AND MODULAR JACKS. EXISTING OUTLET BOXES AND CONDUITS SHALL BE PRESERVED FOR REUSE.
7. CONTRACTOR SHALL REMOVE ALL DATA CABLES EXCEPT CATEGORY 6A OR UNLESS OTHERWISE NOTED. CONTRACTOR SHALL COORDINATE WITH THE COR PRIOR TO REMOVING CABLES, OUTLETS, FACE PLATES, PATCH PANELS, AND PATCH CABLES.
8. CABLES SHALL NOT BE ABANDONED IN PLACE WITHOUT PRIOR APPROVAL OF THE COR.
9. WHERE CABLES ARE TO BE REMOVED, CONTRACTOR SHALL COMPLETELY REMOVE THE CABLE FROM OUTLET TO PATCH PANEL.
10. CONTRACTOR SHALL REMOVE NON-CATEGORY 6/6A FACE PLATES, MODULAR JACKS, AND PATCH PANELS AFTER CUT OVER TO NEW CATEGORY 6A CABLE PLANT.
11. CABLE SUPPORTS, SUCH AS CABLE TRAYS, OR J-HOOKS, THAT ARE NOT TO BE REUSED SHALL BE PRESERVED FOR REUSE. COORDINATE WITH THE COR PRIOR TO REMOVING CABLE SUPPORTS.
12. NURSE CALL SYSTEM TO BE MAINTAINED IN TR ROOM. CONTRACTOR SHALL COORDINATE NEW EQUIPMENT LOCATION WITH THE COR PRIOR TO MOVING THE NURSE CALL SYSTEM OR BEFORE WALL DEMOLITION BEGINS.
13. PRIOR TO RELOCATING WALL MOUNTED TV, CONTRACTOR SHALL COORDINATE WITH THE COR FOR THE NEW LOCATION AND PROVIDE NEW CATEGORY 6A DATA AND ELECTRICAL OUTLETS.

## KEYED NOTES

1. OUTLET MOUNTED BELOW COUNTER.
2. OUTLET MOUNTED ABOVE COUNTER.
3. SURFACE MOUNTED, WIREMOLD TYPE RACEWAY
4. SURFACE MOUNTED TO UNDERSIDE OF CABLE TRAY.
5. CABLE CHASE.
6. EXISTING CABLE TRAY

## KEY PLAN

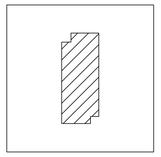

TRUE NORTH PLAN NORTH

1 FLOOR PLAN - BLDG. TE - RESEARCH TRAILER
SCALE: 1/8" = 1'-0"

| Revisions: | Date: |
|---|---|
| | |
| | |
| | |
| | |
| | |
| | |
| | |
| | |
| | |


CONSULTANT
HFS COMPANY
8718 Botts Lane
San Antonio, Texas 78217
www.hfscompany.com
Phone: (210) 816-4784
Fax: (210) 881-6808
jbianco@hfscompany.com

PROJECT MANAGEMENT
HFS COMPANY
8718 Botts Lane
San Antonio, Texas 78217
www.hfscompany.com
Phone: (210) 816-4784
Fax: (210) 881-6808
jbianco@hfscompany.com


REGISTERED COMMUNICATIONS DISTRIBUTION DESIGNER
Bicsi
Raymond Martinez Jr.
BICSI ID # 143493
EXPIRES 03-31-24
RCDD
04-MAY-22

Construction and Facilities Management

VA U.S. Department of Veterans Affairs

| | | | |
|---|---|---|---|
| Drawing Title: BLDG. TE - RESEARCH TRAILER TECHNOLOGY DEMO PLAN | Phase: 100% CONSTRUCTION DOCUMENTS | Project Title: CINCINNATI VAMC EHRM INFRASTRUCTURE UPGRADES | Project Number: 539-21-701 |
| | | | Building Number: TE |
| Approved: Project Director | FULLY SPRINKLERED | Location: 3200 VINE ST., CINCINNATI, OH | Drawing Number: TD-282-C.TE.1 |
| | | Issue Date: 04-MAY-2022 / Checked: NA / Drawn: RMJr | |

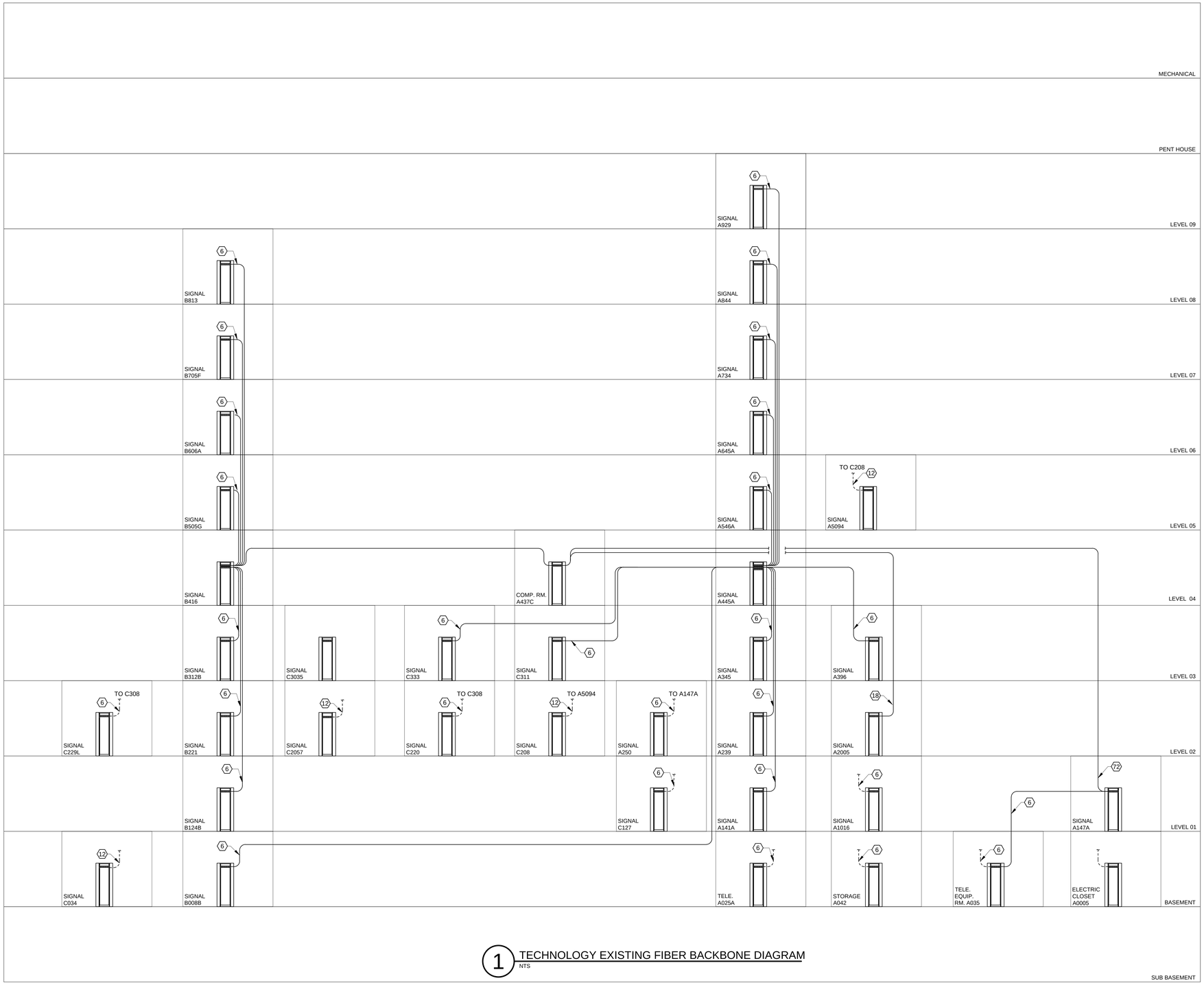


1 TECHNOLOGY EXISTING FIBER BACKBONE DIAGRAM
NTS

## GENERAL NOTES:

1. FOR ANY FIBER NOT DESCRIPTIVELY SHOWN IN PATHWAY, SCS TO PERFORM ON-SITE ASSESSMENT OF FIBER ROUTING AND TERMINATION PRIOR TO DEMO.
2. DEMO SCHEDULE TO BE PROVIDED TO OWNER PRIOR TO START OF SCOPE OF WORK.
3. DEMO TO INCLUDE COMPLETE REMOVAL OF ALL EXISTING BACKBONE FIBER AND ASSOCIATED COMPONENTS (LIU, ETC.)

| FIBER LINETYPE NOTES |
|---|
| - - - - - - - - - - - FIBER ROUTE TO BE CONFIRMED |

## KEYED NOTES:

- 6 — 6 STRAND MULTI MODE FIBER
- 12 — 12 STRAND MULTI MODE FIBER
- 18 — 18 STRAND MULTI MODE FIBER
- 72 — 72 STRAND MULTI MODE FIBER

| Revisions: | Date: |
|---|---|
| | |

CONSULTANT

Ross&Baruzzini

LOW VOLTAGE/ IT
Ross & Baruzzini Inc.
1600 RIVEREDGE PARKWAY NW
SUITE 900
ATLANTA, GA 30328

PROJECT MANAGEMENT

HFS COMPANY
8718 Botts Lane
San Antonio, Texas 78217
www.hfscompany.com
Phone: (210) 816-4784
Fax: (210) 881-6808
jbianco@hfscompany.com

REGISTERED COMMUNICATIONS DISTRIBUTION DESIGNER
Bicsi
Paul Remke
BICSI ID # 124731
EXPIRES 12-31-23
RCDD

Construction and Facilities Management

VA U.S. Department of Veterans Affairs

| Drawing Title | Phase | Project Title | Project Number |
|---|---|---|---|
| TECHNOLOGY EXISTING FIBER BACKBONE DIAGRAM | 100% CONSTRUCTION DOCUMENTS | CINCINNATI VAMC EHRM INSFRASTRUCTURE UPGRADES | 539-21-701 |
| Approved: Project Director | FULLY SPRINKLERED | Location: 3200 VINE ST. CINCINNATI, OH. 45220 | Building Number: C1 |
| | | Issue Date: 04-MAY-2022 / Checked: PR / Drawn: TL | Drawing Number: TD-600-C.1 |

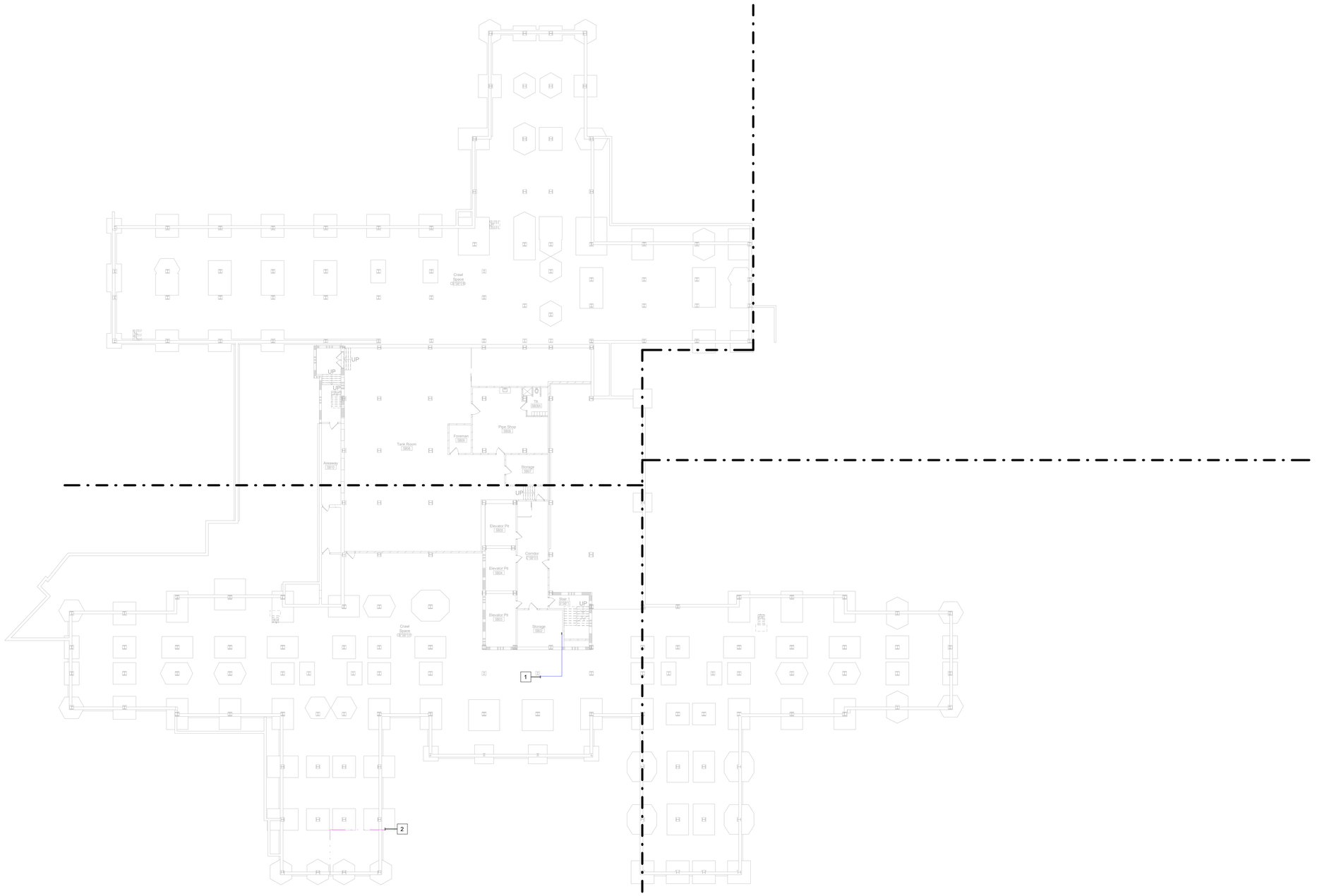


1 TECHNOLOGY SUB BASEMENT OVERALL PLAN
1/16" = 1'-0"

## GENERAL NOTES:

1. REFER TO SHEET T-000 FOR GENERAL NOTES AND LEGENDS.
2. ALL HORIZONTAL CABLING ON THIS FLOOR TO BE TERMINATED IN TR-BA.
3. CONTRACTOR SHALL INSTALL BACKBONE RISER SLEEVES OF THE SIZE AS INDICATED ON THE PLANS. REFER TO SECTION 27 15 00 COMMUNICATIONS STRUCTURED CABLING AND SECTION 27 05 33 RACEWAYS AND BOXES FOR COMMUNICATIONS SYSTEMS.
4. CONTRACTOR SHALL X-RAY CONCRETE FLOOR BEFORE CORE DRILLING. CONTRACTOR SHALL COORDINATE WITH THE COR BEFORE BEGINNING DRILLING.
5. CONTRACTOR SHALL FIRESTOP RISER SLEEVES AND EMPTY SPARE RISER SLEEVES. REFER TO SECTION 07 84 00 FIRESTOPPING.
6. CONTRACTOR SHALL INSTALL AN VERTICAL LADDER TYPE CABLE TRAY ON THE WALL ABOVE THE VERTICAL RISER SLEEVES FOR BACKBONE CABLE SUPPORT AS INDICATED ON THE PLANS. THE CABLE TRAY SHALL BE SECURELY ANCHORED TO THE WALL SUFFICIENT TO SUPPORT THE TOTAL WEIGHT OF CABLES AND CABLE TRAY PLUS 50%.
7. CONTRACTOR SHALL INSTALL CABLE SUPPORTS SUFFICIENT TO SUPPORT COMMUNICATIONS CABLES ON THE VERTICAL CABLE TRAY WITHOUT DAMAGING OR DEFORMING THE CABLE.
8. CONTRACTOR SHALL LABEL EACH CABLE AT 42 INCHES A.F.F. ON EACH FLOOR. REFER TO SECTION 27 15 00 COMMUNICATIONS STRUCTURED CABLING.
9. CONTRACTOR SHALL INSTALL NEW J-HOOKS WHERE THERE IS NO CABLE TRAY OR COMMUNICATIONS CONDUIT UNLESS OTHERWISE NOTED.
10. CONTRACTOR SHALL INSTALL NEW CATEGORY 6A PATCH PANELS IN THE TELECOMMUNICATION ROOM AS INDICATED ON RACK ELEVATIONS.
11. CONTRACTOR SHALL RE-TERMINATE AND TEST CABLING REMOVED FROM ANY WALL MOUNT EQUIPMENT UNLESS OTHERWISE NOTED. TESTING SHALL BE PERFORMED BY THE CONTRACTOR DURING COMMISSIONING.
12. CONTRACTOR SHALL INSTALL NEW CATEGORY 6A TELECOMMUNICATIONS/DATA OUTLET AS INDICATED. EXISTING COMMUNICATION OUTLET BOXES AND CONDUITS TO BE REUSED.
13. CONTRACTOR SHALL REPLACE ALL DATA CABLE WITH NEW CATEGORY 6A CABLE UNLESS OTHERWISE NOTED.
14. CONTRACTOR SHALL TERMINATE COMMUNICATIONS CABLES WITH NEW CATEGORY MODULAR JACKS TO MATCH THE COMMUNICATION CABLE PERFORMANCE SPECIFICATIONS. NEW MODULAR JACKS SHALL BE OF THE SAME MANUFACTURER AS THE FACE PLATES, PATCH PANELS, AND PATCH CABLES.
15. CONTRACTOR SHALL INSTALL NEW CATEGORY 6A CABLES AND CONNECTIVITY COMPONENTS THAT ARE OF THE SAME MANUFACTURER, INCLUDING CABLE, MODULAR JACKS, PATCH PANELS, FACEPLATES, AND PATCH CABLES.
16. CONTRACTOR SHALL TEST ALL NEW AND EXISTING RE-TERMINATED CABLES IN ACCORDANCE WITH THE SPECIFICATION 27 08 00.

## # KEYED NOTES:

1. (2) EXISTING 4" CONDUITS FROM EXISTING TELE. DATA ROOM TO "A-STACK" VERTICAL CIRCULATION.
2. (2) 4" CONDUITS FROM EXISTING SITE ENTRANCE JUNCTION BOX TO SECONDARY ENTRANCE ROOM/EXISTING ELECTRICAL CLOSET A0005.

TRUE NORTH PLAN NORTH

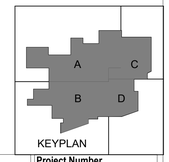

KEYPLAN

| Description | Date |
|---|---|
| | |

CONSULTANT
Ross&Baruzzini
LOW VOLTAGE/ IT
Ross & Baruzzini Inc.
1600 Riveredge Parkway NW
Suite 900
Atlanta, GA 30328

PROJECT MANAGEMENT
HFS COMPANY
8718 Botts Lane
San Antonio, Texas 78217
www.hfscompany.com
jbianco@hfscompany.com
Phone: (210) 816-4784
Fax: (210) 881-6808

REGISTERED COMMUNICATIONS DISTRIBUTION DESIGNER
Bicsi
Paul Remke
BICSI ID # 124736
Expires 12-31-23
RCDD

Construction and Facilities Management

VA U.S. Department of Veterans Affairs

Drawing Title: TECHNOLOGY SUB BASEMENT OVERALL PLAN

Approved: Project Director

Phase: 100% CONSTRUCTION DOCUMENTS

FULLY SPRINKLERED

Project Title: CINCINNATI VAMC EHRM INFRASTRUCTURE UPGRADES

Location: 3200 VINE ST. CINCINNATI, OH. 45220

Issue Date: 04-MAY-2022

Scale: 1/16" = 1'-0"

Checked By: PR

Drawn By: TL

Project Number: 539-21-701

Building Number: C1

Drawing Number: TN-100-C.1.SB

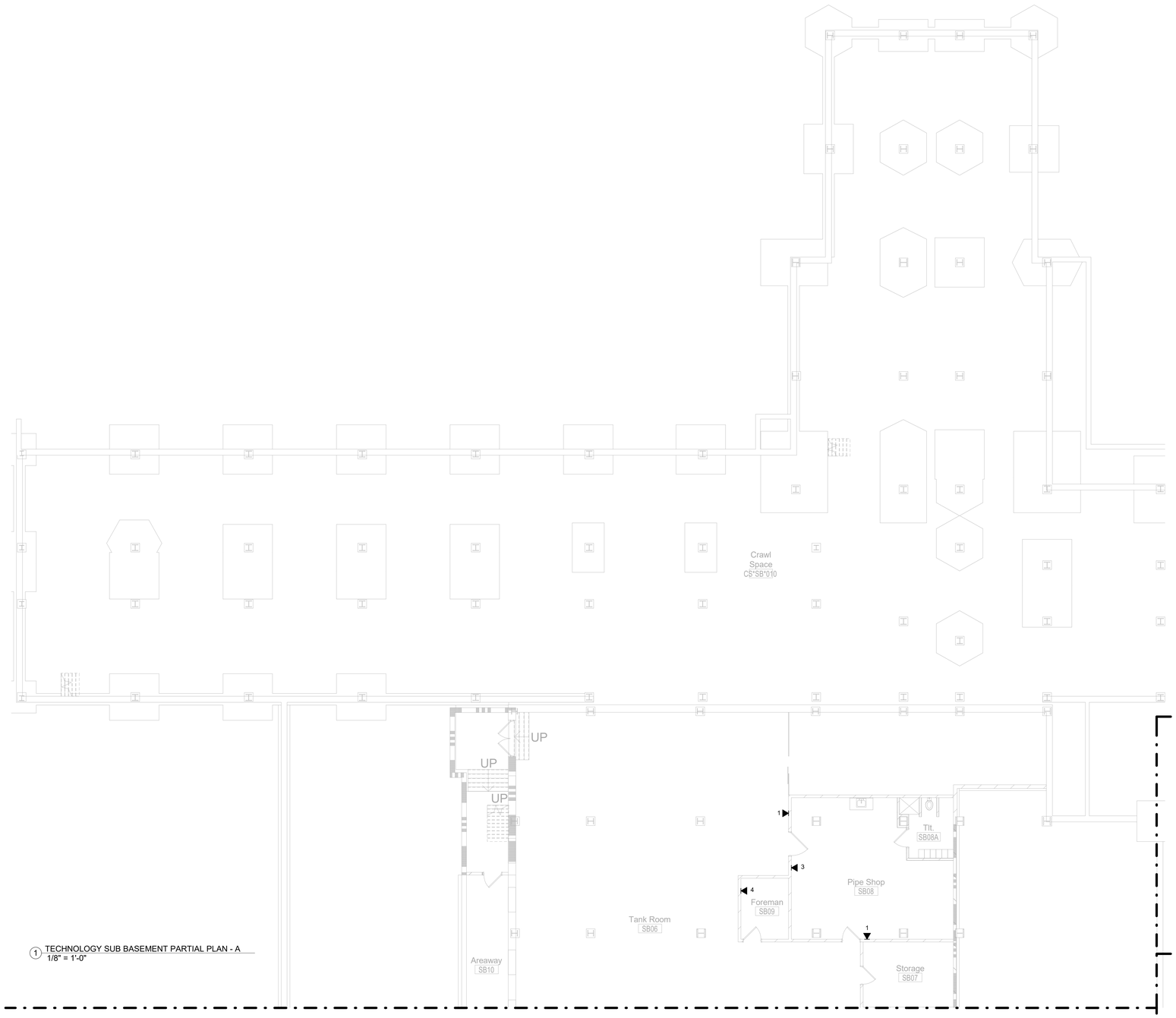


1 TECHNOLOGY SUB BASEMENT PARTIAL PLAN - A
1/8" = 1'-0"

## GENERAL NOTES:

1. REFER TO SHEET T-000 FOR GENERAL NOTES AND LEGENDS.
2. ALL HORIZONTAL CABLING ON THIS FLOOR TO BE TERMINATED IN TR-BA.
3. CONTRACTOR SHALL INSTALL BACKBONE RISER SLEEVES OF THE SIZE AS INDICATED ON THE PLANS. REFER TO SECTION 27 15 00 COMMUNICATIONS STRUCTURED CABLING AND SECTION 27 05 33 RACEWAYS AND BOXES FOR COMMUNICATIONS SYSTEMS.
4. CONTRACTOR SHALL X-RAY CONCRETE FLOOR BEFORE CORE DRILLING. CONTRACTOR SHALL COORDINATE WITH THE COR BEFORE BEGINNING DRILLING.
5. CONTRACTOR SHALL FIRESTOP RISER SLEEVES AND EMPTY SPARE RISER SLEEVES. REFER TO SECTION 07 84 00 FIRESTOPPING.
6. CONTRACTOR SHALL INSTALL AN VERTICAL LADDER TYPE CABLE TRAY ON THE WALL ABOVE THE VERTICAL RISER SLEEVES FOR BACKBONE CABLE SUPPORT AS INDICATED ON THE PLANS. THE CABLE TRAY SHALL BE SECURELY ANCHORED TO THE WALL SUFFICIENT TO SUPPORT THE TOTAL WEIGHT OF CABLES AND CABLE TRAY PLUS 50%.
7. CONTRACTOR SHALL INSTALL CABLE SUPPORTS SUFFICIENT TO SUPPORT COMMUNICATIONS CABLES ON THE VERTICAL CABLE TRAY WITHOUT DAMAGING OR DEFORMING THE CABLE.
8. CONTRACTOR SHALL LABEL EACH CABLE AT 42 INCHES A.F.F. ON EACH FLOOR. REFER TO SECTION 27 15 00 COMMUNICATIONS STRUCTURED CABLING.
9. CONTRACTOR SHALL INSTALL NEW J-HOOKS WHERE THERE IS NO CABLE TRAY OR COMMUNICATIONS CONDUIT UNLESS OTHERWISE NOTED.
10. CONTRACTOR SHALL INSTALL NEW CATEGORY 6A PATCH PANELS IN THE TELECOMMUNICATION ROOM AS INDICATED ON RACK ELEVATIONS.
11. CONTRACTOR SHALL RE-TERMINATE AND TEST CABLING REMOVED FROM ANY WALL MOUNT EQUIPMENT UNLESS OTHERWISE NOTED. TESTING SHALL BE PERFORMED BY THE CONTRACTOR DURING COMMISSIONING.
12. CONTRACTOR SHALL INSTALL NEW CATEGORY 6A TELECOMMUNICATIONS/DATA OUTLET AS INDICATED. EXISTING COMMUNICATION OUTLET BOXES AND CONDUITS TO BE REUSED.
13. CONTRACTOR SHALL REPLACE ALL DATA CABLE WITH NEW CATEGORY 6A CABLE UNLESS OTHERWISE NOTED.
14. CONTRACTOR SHALL TERMINATE COMMUNICATIONS CABLES WITH NEW CATEGORY MODULAR JACKS TO MATCH THE COMMUNICATION CABLE PERFORMANCE SPECIFICATIONS. NEW MODULAR JACKS SHALL BE OF THE SAME MANUFACTURER AS THE FACE PLATES, PATCH PANELS, AND PATCH CABLES.
15. CONTRACTOR SHALL INSTALL NEW CATEGORY 6A CABLES AND CONNECTIVITY COMPONENTS THAT ARE OF THE SAME MANUFACTURER, INCLUDING CABLE, MODULAR JACKS, PATCH PANELS, FACEPLATES, AND PATCH CABLES.
16. CONTRACTOR SHALL TEST ALL NEW AND EXISTING RE-TERMINATED CABLES IN ACCORDANCE WITH THE SPECIFICATION 27 08 00.

TRUE NORTH PLAN NORTH

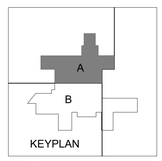


| Description | Date |
|---|---|
| | |

CONSULTANT

Ross&Baruzzini

**LOW VOLTAGE/ IT**
Ross & Baruzzini Inc.
1600 Riveredge Parkway NW
Suite 900
Atlanta, GA 30328

PROJECT MANAGEMENT

HFS COMPANY
8718 Botts Lane
San Antonio, Texas 78217
www.hfscompany.com
jbianco@hfscompany.com
Phone: (210) 816-4784
Fax: (210) 881-6808

REGISTERED COMMUNICATIONS DISTRIBUTION DESIGNER
BICSI
Paul Renka
BICSI ID # 124731
Expires 12-31-22
RCDD

Construction and Facilities Management

VA U.S. Department of Veterans Affairs

Drawing Title: TECHNOLOGY SUB BASEMENT PARTIAL PLAN - A

Approved: Project Director

Phase: 100% CONSTRUCTION DOCUMENTS

FULLY SPRINKLERED

Project Title: CINCINNATI VAMC EHRM INFRASTRUCTURE UPGRADES

Location: 3200 VINE ST. CINCINNATI, OH. 45220

Issue Date: 04-MAY-2022

Scale: 1/8" = 1'-0"

Checked By: PR

Drawn By: TL

Project Number: 539-21-701

Building Number: C1

Drawing Number: TN-101-C.1.SB

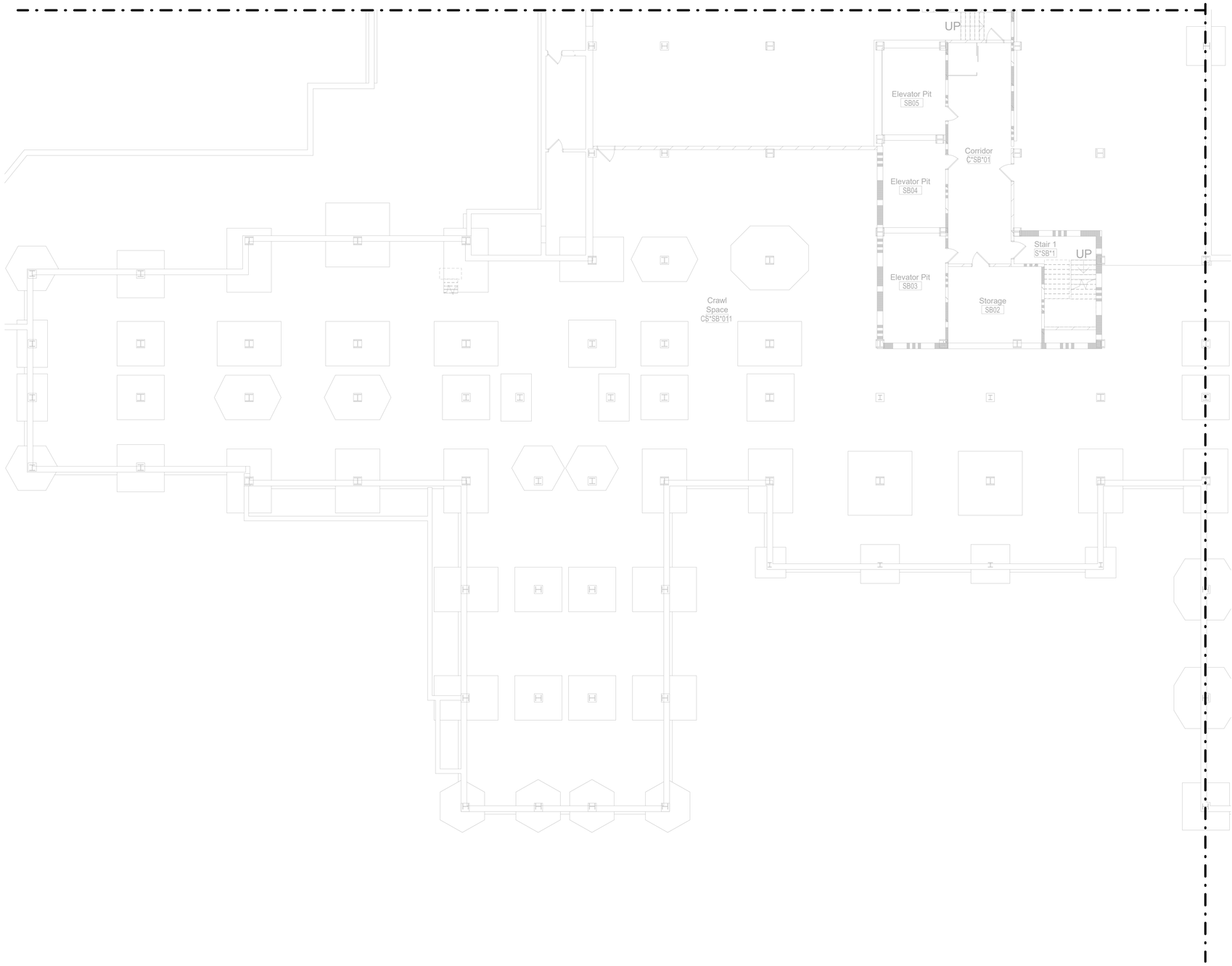


1 TECHNOLOGY SUB BASEMENT PARTIAL PLAN - B
1/8" = 1'-0"

## GENERAL NOTES:

1. REFER TO SHEET T-000 FOR GENERAL NOTES AND LEGENDS.
2. ALL HORIZONTAL CABLING ON THIS FLOOR TO BE TERMINATED IN TR-BA.
3. CONTRACTOR SHALL INSTALL BACKBONE RISER SLEEVES OF THE SIZE AS INDICATED ON THE PLANS. REFER TO SECTION 27 15 00 COMMUNICATIONS STRUCTURED CABLING AND SECTION 27 05 33 RACEWAYS AND BOXES FOR COMMUNICATIONS SYSTEMS.
4. CONTRACTOR SHALL X-RAY CONCRETE FLOOR BEFORE CORE DRILLING. CONTRACTOR SHALL COORDINATE WITH THE COR BEFORE BEGINNING DRILLING.
5. CONTRACTOR SHALL FIRESTOP RISER SLEEVES AND EMPTY SPARE RISER SLEEVES. REFER TO SECTION 07 84 00 FIRESTOPPING.
6. CONTRACTOR SHALL INSTALL AN VERTICAL LADDER TYPE CABLE TRAY ON THE WALL ABOVE THE VERTICAL RISER SLEEVES FOR BACKBONE CABLE SUPPORT AS INDICATED ON THE PLANS. THE CABLE TRAY SHALL BE SECURELY ANCHORED TO THE WALL SUFFICIENT TO SUPPORT THE TOTAL WEIGHT OF CABLES AND CABLE TRAY PLUS 50%.
7. CONTRACTOR SHALL INSTALL CABLE SUPPORTS SUFFICIENT TO SUPPORT COMMUNICATIONS CABLES ON THE VERTICAL CABLE TRAY WITHOUT DAMAGING OR DEFORMING THE CABLE.
8. CONTRACTOR SHALL LABEL EACH CABLE AT 42 INCHES A.F.F. ON EACH FLOOR. REFER TO SECTION 27 15 00 COMMUNICATIONS STRUCTURED CABLING.
9. CONTRACTOR SHALL INSTALL NEW J-HOOKS WHERE THERE IS NO CABLE TRAY OR COMMUNICATIONS CONDUIT UNLESS OTHERWISE NOTED.
10. CONTRACTOR SHALL INSTALL NEW CATEGORY 6A PATCH PANELS IN THE TELECOMMUNICATION ROOM AS INDICATED ON RACK ELEVATIONS.
11. CONTRACTOR SHALL RE-TERMINATE AND TEST CABLING REMOVED FROM ANY WALL MOUNT EQUIPMENT UNLESS OTHERWISE NOTED. TESTING SHALL BE PERFORMED BY THE CONTRACTOR DURING COMMISSIONING.
12. CONTRACTOR SHALL INSTALL NEW CATEGORY 6A TELECOMMUNICATIONS/DATA OUTLET AS INDICATED. EXISTING COMMUNICATION OUTLET BOXES AND CONDUITS TO BE REUSED.
13. CONTRACTOR SHALL REPLACE ALL DATA CABLE WITH NEW CATEGORY 6A CABLE UNLESS OTHERWISE NOTED.
14. CONTRACTOR SHALL TERMINATE COMMUNICATIONS CABLES WITH NEW CATEGORY MODULAR JACKS TO MATCH THE COMMUNICATION CABLE PERFORMANCE SPECIFICATIONS. NEW MODULAR JACKS SHALL BE OF THE SAME MANUFACTURER AS THE FACE PLATES, PATCH PANELS, AND PATCH CABLES.
15. CONTRACTOR SHALL INSTALL NEW CATEGORY 6A CABLES AND CONNECTIVITY COMPONENTS THAT ARE OF THE SAME MANUFACTURER, INCLUDING CABLE, MODULAR JACKS, PATCH PANELS, FACEPLATES, AND PATCH CABLES.
16. CONTRACTOR SHALL TEST ALL NEW AND EXISTING RE-TERMINATED CABLES IN ACCORDANCE WITH THE SPECIFICATION 27 08 00.

TRUE NORTH PLAN NORTH

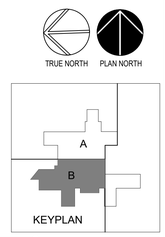


| Description | Date |
|---|---|
| | |

CONSULTANT

Ross&Baruzzini

**LOW VOLTAGE/ IT**
Ross & Baruzzini Inc.
1600 Riveredge Parkway NW
Suite 900
Atlanta, GA 30328

PROJECT MANAGEMENT

HFS COMPANY

**8718 Botts Lane**
**San Antonio, Texas 78217**
**www.hfscompany.com**
**jbianco@hfscompany.com**
**Phone: (210) 816-4784**
**Fax: (210) 881-6808**

REGISTERED COMMUNICATIONS DISTRIBUTION DESIGNER
BICSI
Paul Remke
BICSI ID # 124735
Expires 12-31-23
RCDD

Construction and Facilities Management

VA U.S. Department of Veterans Affairs

**Drawing Title**
TECHNOLOGY SUB BASEMENT PARTIAL PLAN - B

**Approved: Project Director**

**Phase**
100% CONSTRUCTION DOCUMENTS

FULLY SPRINKLERED

**Project Title**
CINCINNATI VAMC EHRM INFRASTRUCTURE UPGRADES

**Location** 3200 VINE ST. CINCINNATI, OH. 45220

**Issue Date:** 04-MAY-2022
**Scale:** 1/8" = 1'-0"
**Checked By:** PR
**Drawn By:** TL

**Project Number** 539-21-701
**Building Number** C1
**Drawing Number** TN-102-C.1.SB

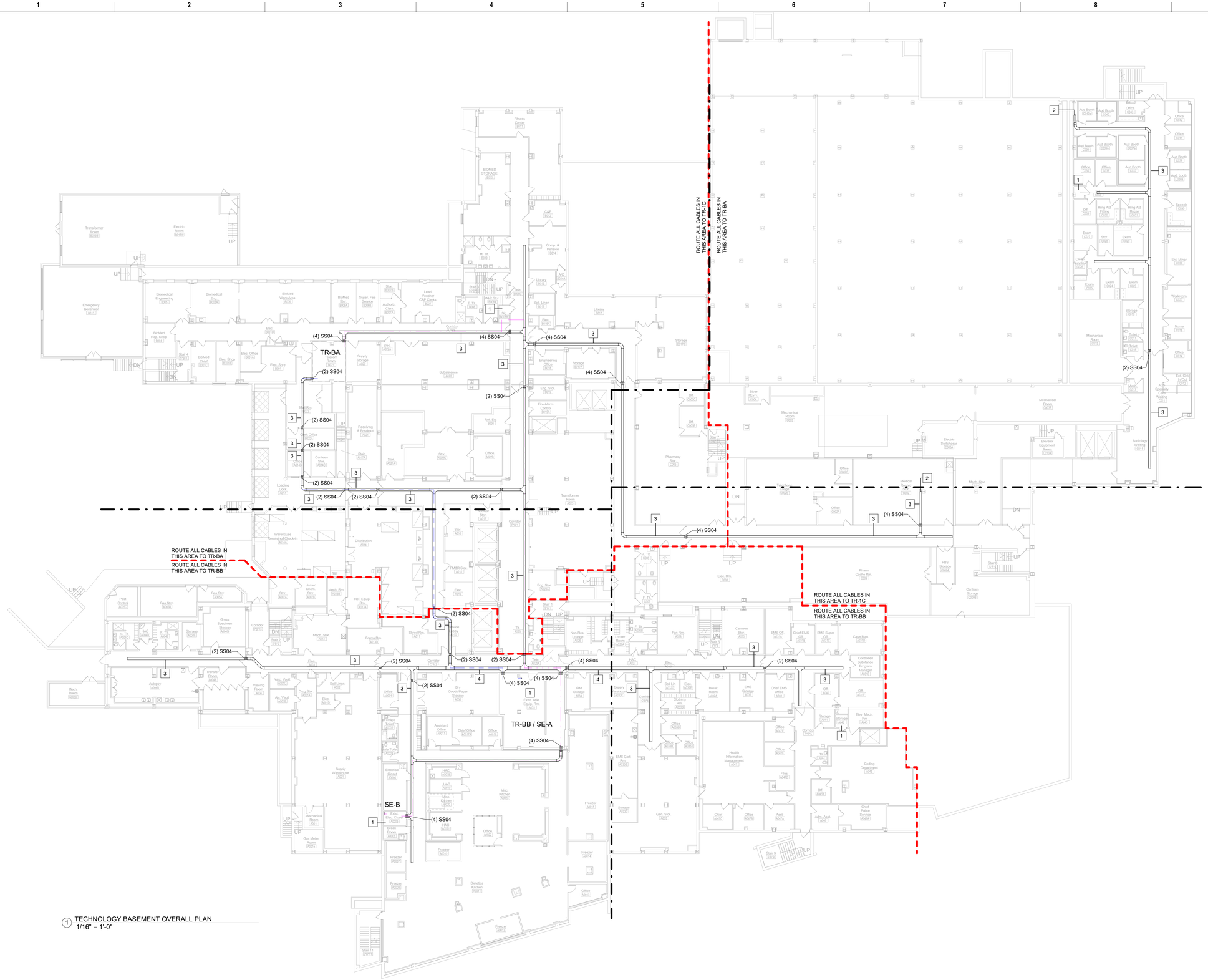


1 TECHNOLOGY BASEMENT OVERALL PLAN
1/16" = 1'-0"

## GENERAL NOTES:

1. REFER TO SHEET T-000 FOR GENERAL NOTES AND LEGENDS.
2. CONTRACTOR SHALL INSTALL BACKBONE RISER SLEEVES OF THE SIZE AS INDICATED ON THE PLANS. REFER TO SECTION 27 15 00 COMMUNICATIONS STRUCTURED CABLING AND SECTION 27 05 33 RACEWAYS AND BOXES FOR COMMUNICATIONS SYSTEMS.
3. CONTRACTOR SHALL X-RAY CONCRETE FLOOR BEFORE CORE DRILLING. CONTRACTOR SHALL COORDINATE WITH THE COR BEFORE BEGINNING DRILLING.
4. CONTRACTOR SHALL FIRESTOP RISER SLEEVES AND EMPTY SPARE RISER SLEEVES. REFER TO SECTION 07 84 00 FIRESTOPPING.
5. CONTRACTOR SHALL INSTALL AN VERTICAL LADDER TYPE CABLE TRAY ON THE WALL ABOVE THE VERTICAL RISER SLEEVES FOR BACKBONE CABLE SUPPORT AS INDICATED ON THE PLANS. THE CABLE TRAY SHALL BE SECURELY ANCHORED TO THE WALL SUFFICIENT TO SUPPORT THE TOTAL WEIGHT OF CABLES AND CABLE TRAY PLUS 50%.
6. CONTRACTOR SHALL INSTALL CABLE SUPPORTS SUFFICIENT TO SUPPORT COMMUNICATIONS CABLES ON THE VERTICAL CABLE TRAY WITHOUT DAMAGING OR DEFORMING THE CABLE.
7. CONTRACTOR SHALL LABEL EACH CABLE AT 42 INCHES A.F.F. ON EACH FLOOR. REFER TO SECTION 27 15 00 COMMUNICATIONS STRUCTURED CABLING.
8. CONTRACTOR SHALL INSTALL NEW J-HOOKS WHERE THERE IS NO CABLE TRAY OR COMMUNICATIONS CONDUIT UNLESS OTHERWISE NOTED.
9. CONTRACTOR SHALL INSTALL NEW CATEGORY 6A PATCH PANELS IN THE TELECOMMUNICATION ROOM AS INDICATED ON RACK ELEVATIONS.
10. CONTRACTOR SHALL RE-TERMINATE AND TEST CABLING REMOVED FROM ANY WALL MOUNT EQUIPMENT UNLESS OTHERWISE NOTED. TESTING SHALL BE PERFORMED BY THE CONTRACTOR DURING COMMISSIONING.
11. CONTRACTOR SHALL INSTALL NEW CATEGORY 6A TELECOMMUNICATIONS/DATA OUTLET AS INDICATED. EXISTING COMMUNICATION OUTLET BOXES AND CONDUITS TO BE REUSED.
12. CONTRACTOR SHALL REPLACE ALL DATA CABLE WITH NEW CATEGORY 6A CABLE UNLESS OTHERWISE NOTED.
13. CONTRACTOR SHALL TERMINATE COMMUNICATIONS CABLES WITH NEW CATEGORY MODULAR JACKS TO MATCH THE COMMUNICATION CABLE PERFORMANCE SPECIFICATIONS. NEW MODULAR JACKS SHALL BE OF THE SAME MANUFACTURER AS THE FACE PLATES, PATCH PANELS, AND PATCH CABLES.
14. CONTRACTOR SHALL INSTALL NEW CATEGORY 6A CABLES AND CONNECTIVITY COMPONENTS THAT ARE OF THE SAME MANUFACTURER, INCLUDING CABLE, MODULAR JACKS, PATCH PANELS, FACEPLATES, AND PATCH CABLES.
15. CONTRACTOR SHALL TEST ALL NEW AND EXISTING RE-TERMINATED CABLES IN ACCORDANCE WITH THE SPECIFICATION 27 08 00.

## # KEYED NOTES:

1. EXISTING TELECOMMUNICATIONS ROOM.
2. (2) 4" CONDUITS FROM LEVEL 1 FOR HORIZONTAL CABLING.
3. 12 INCH X 4 INCH WIRE MESH CABLE TRAY
4. 18 INCH X 4 INCH WIRE MESH CABLE TRAY
5. (2) 3" CONDUITS FROM TR-1C FOR HORIZONTAL CABLING.

TRUE NORTH PLAN NORTH

KEYPLAN

| Description | Date |
|---|---|
| | |

CONSULTANT

Ross&Baruzzini

LOW VOLTAGE/ IT
Ross & Baruzzini Inc.
1600 Riveredge Parkway NW
Suite 900
Atlanta, GA 30328

PROJECT MANAGEMENT

HFS COMPANY

8718 Botts Lane
San Antonio, Texas 78217
www.hfscompany.com
jbianco@hfscompany.com
Phone: (210) 816-4784
Fax: (210) 881-6808

REGISTERED COMMUNICATIONS DISTRIBUTION DESIGNER
Bicsi
Paul Bianco
BICSI ID 432078
Expires 12-31-22
RCDD

Construction and Facilities Management

VA U.S. Department of Veterans Affairs

Drawing Title: TECHNOLOGY BASEMENT OVERALL PLAN

Approved: Project Director

Phase: 100% CONSTRUCTION DOCUMENTS

FULLY SPRINKLERED

Project Title: CINCINNATI VAMC EHRM INFRASTRUCTURE UPGRADES

Location: 3200 VINE ST. CINCINNATI, OH. 45220

Issue Date: 04-MAY-2022
Scale: 1/16" = 1'-0"
Checked By: PR
Drawn By: TL

Project Number: 539-21-701
Building Number: C1
Drawing Number: TN-110-C.1.B

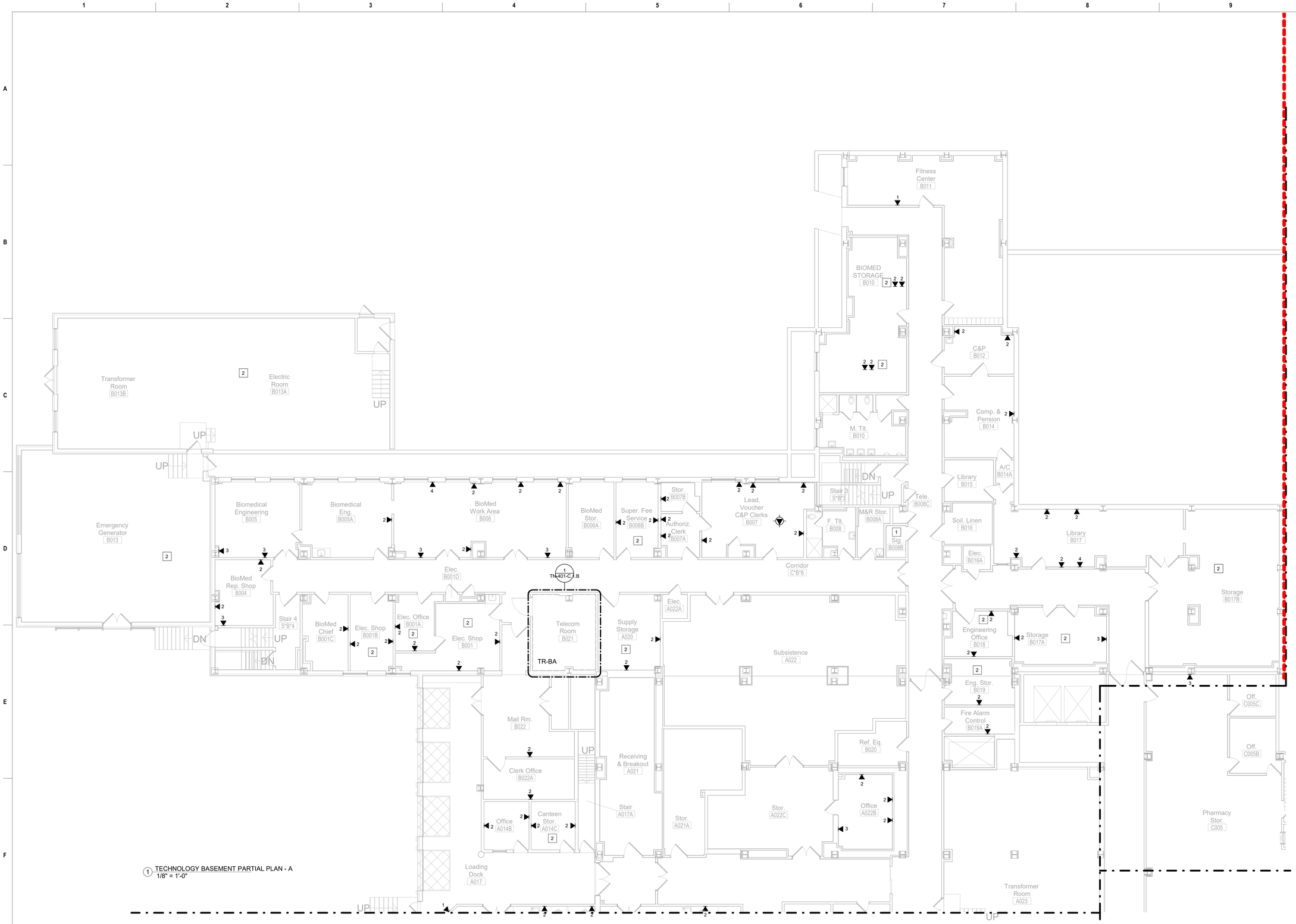


1 TECHNOLOGY BASEMENT PARTIAL PLAN - A
1/8" = 1'-0"

## GENERAL NOTES:

1. REFER TO SHEET T-000 FOR GENERAL NOTES AND LEGENDS.
2. CONTRACTOR SHALL INSTALL BACKBONE RISER SLEEVES OF THE SIZE AS INDICATED ON THE PLANS. REFER TO SECTION 27 15 00 COMMUNICATIONS STRUCTURED CABLING AND SECTION 27 05 33 RACEWAYS AND BOXES FOR COMMUNICATIONS SYSTEMS.
3. CONTRACTOR SHALL X-RAY CONCRETE FLOOR BEFORE CORE DRILLING. CONTRACTOR SHALL COORDINATE WITH THE COR BEFORE BEGINNING DRILLING.
4. CONTRACTOR SHALL FIRESTOP RISER SLEEVES AND EMPTY SPARE RISER SLEEVES. REFER TO SECTION 07 84 00 FIRESTOPPING.
5. CONTRACTOR SHALL INSTALL AN VERTICAL LADDER TYPE CABLE TRAY ON THE WALL ABOVE THE VERTICAL RISER SLEEVES FOR BACKBONE CABLE SUPPORT AS INDICATED ON THE PLANS. THE CABLE TRAY SHALL BE SECURELY ANCHORED TO THE WALL SUFFICIENT TO SUPPORT THE TOTAL WEIGHT OF CABLES AND CABLE TRAY PLUS 50%.
6. CONTRACTOR SHALL INSTALL CABLE SUPPORTS SUFFICIENT TO SUPPORT COMMUNICATIONS CABLES ON THE VERTICAL CABLE TRAY WITHOUT DAMAGING OR DEFORMING THE CABLE.
7. CONTRACTOR SHALL LABEL EACH CABLE AT 42 INCHES A.F.F. ON EACH FLOOR. REFER TO SECTION 27 15 00 COMMUNICATIONS STRUCTURED CABLING.
8. CONTRACTOR SHALL INSTALL NEW J-HOOKS WHERE THERE IS NO CABLE TRAY OR COMMUNICATIONS CONDUIT UNLESS OTHERWISE NOTED.
9. CONTRACTOR SHALL INSTALL NEW CATEGORY 6A PATCH PANELS IN THE TELECOMMUNICATION ROOM AS INDICATED ON RACK ELEVATIONS.
10. CONTRACTOR SHALL RE-TERMINATE AND TEST CABLING REMOVED FROM ANY WALL MOUNT EQUIPMENT UNLESS OTHERWISE NOTED. TESTING SHALL BE PERFORMED BY THE CONTRACTOR DURING COMMISSIONING.
11. CONTRACTOR SHALL INSTALL NEW CATEGORY 6A TELECOMMUNICATIONS/DATA OUTLET AS INDICATED. EXISTING COMMUNICATION OUTLET BOXES AND CONDUITS TO BE REUSED.
12. CONTRACTOR SHALL REPLACE ALL DATA CABLE WITH NEW CATEGORY 6A CABLE UNLESS OTHERWISE NOTED.
13. CONTRACTOR SHALL TERMINATE COMMUNICATIONS CABLES WITH NEW CATEGORY MODULAR JACKS TO MATCH THE COMMUNICATION CABLE PERFORMANCE SPECIFICATIONS. NEW MODULAR JACKS SHALL BE OF THE SAME MANUFACTURER AS THE FACE PLATES, PATCH PANELS, AND PATCH CABLES.
14. CONTRACTOR SHALL INSTALL NEW CATEGORY 6A CABLES AND CONNECTIVITY COMPONENTS THAT ARE OF THE SAME MANUFACTURER, INCLUDING CABLE, MODULAR JACKS, PATCH PANELS, FACEPLATES, AND PATCH CABLES.
15. CONTRACTOR SHALL TEST ALL NEW AND EXISTING RE-TERMINATED CABLES IN ACCORDANCE WITH THE SPECIFICATION 27 08 00.

## # KEYED NOTES:

1. EXISTING TELECOMMUNICATIONS ROOM.
2. EXISTING CONDITIONS WERE NOT OBSERVED. DATA SHOWN IN ROOM IS AN ESTIMATE OF WHAT WILL BE REQUIRED.

TRUE NORTH PLAN NORTH

KEYPLAN

| Description | Date |
|---|---|

CONSULTANT

**Ross&Baruzzini**

**LOW VOLTAGE/ IT**
Ross & Baruzzini Inc.
1600 Riveredge Parkway NW
Suite 900
Atlanta, GA 30328

PROJECT MANAGEMENT

HFS COMPANY
8718 Botts Lane
San Antonio, Texas 78217
www.hfscompany.com
jbianco@hfscompany.com
Phone: (210) 816-4784
Fax: (210) 881-6808

BICSI REGISTERED COMMUNICATIONS DISTRIBUTION DESIGNER
Paul Rembis
BICSI ID # 432478
Expires 12-31-25
RCDD

Construction and Facilities Management

VA U.S. Department of Veterans Affairs

| | | | |
|---|---|---|---|
| Drawing Title: TECHNOLOGY BASEMENT PARTIAL PLAN - A | Phase: 100% CONSTRUCTION DOCUMENTS | Project Title: CINCINNATI VAMC EHRM INFRASTRUCTURE UPGRADES | Project Number: 539-21-701 |
| Approved: Project Director | FULLY SPRINKLERED | Location: 3200 VINE ST. CINCINNATI, OH. 45220 | Building Number: C1 |
| | | Issue Date: 04-MAY-2022 / Scale: 1/8" = 1'-0" | Checked By: PR / Drawn By: TL |
| | | | Drawing Number: TN-111-C.1.B |

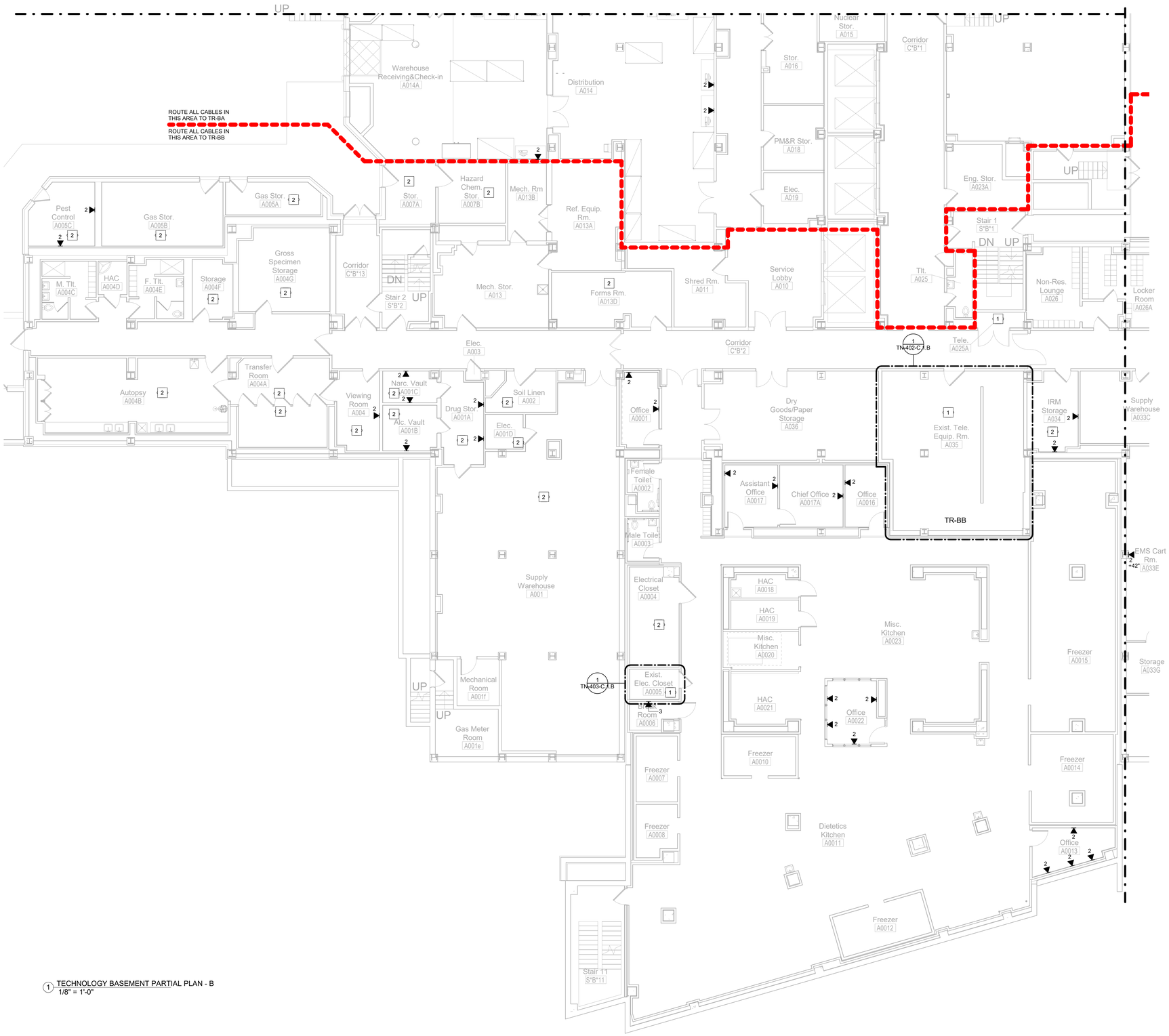


1 TECHNOLOGY BASEMENT PARTIAL PLAN - B
1/8" = 1'-0"

## GENERAL NOTES:

1. REFER TO SHEET T-000 FOR GENERAL NOTES AND LEGENDS.
2. CONTRACTOR SHALL INSTALL BACKBONE RISER SLEEVES OF THE SIZE AS INDICATED ON THE PLANS. REFER TO SECTION 27 15 00 COMMUNICATIONS STRUCTURED CABLING AND SECTION 27 05 33 RACEWAYS AND BOXES FOR COMMUNICATIONS SYSTEMS.
3. CONTRACTOR SHALL X-RAY CONCRETE FLOOR BEFORE CORE DRILLING. CONTRACTOR SHALL COORDINATE WITH THE COR BEFORE BEGINNING DRILLING.
4. CONTRACTOR SHALL FIRESTOP RISER SLEEVES AND EMPTY SPARE RISER SLEEVES. REFER TO SECTION 07 84 00 FIRESTOPPING.
5. CONTRACTOR SHALL INSTALL AN VERTICAL LADDER TYPE CABLE TRAY ON THE WALL ABOVE THE VERTICAL RISER SLEEVES FOR BACKBONE CABLE SUPPORT AS INDICATED ON THE PLANS. THE CABLE TRAY SHALL BE SECURELY ANCHORED TO THE WALL SUFFICIENT TO SUPPORT THE TOTAL WEIGHT OF CABLES AND CABLE TRAY PLUS 50%.
6. CONTRACTOR SHALL INSTALL CABLE SUPPORTS SUFFICIENT TO SUPPORT COMMUNICATIONS CABLES ON THE VERTICAL CABLE TRAY WITHOUT DAMAGING OR DEFORMING THE CABLE.
7. CONTRACTOR SHALL LABEL EACH CABLE AT 42 INCHES A.F.F. ON EACH FLOOR. REFER TO SECTION 27 15 00 COMMUNICATIONS STRUCTURED CABLING.
8. CONTRACTOR SHALL INSTALL NEW J-HOOKS WHERE THERE IS NO CABLE TRAY OR COMMUNICATIONS CONDUIT UNLESS OTHERWISE NOTED.
9. CONTRACTOR SHALL INSTALL NEW CATEGORY 6A PATCH PANELS IN THE TELECOMMUNICATION ROOM AS INDICATED ON RACK ELEVATIONS.
10. CONTRACTOR SHALL RE-TERMINATE AND TEST CABLING REMOVED FROM ANY WALL MOUNT EQUIPMENT UNLESS OTHERWISE NOTED. TESTING SHALL BE PERFORMED BY THE CONTRACTOR DURING COMMISSIONING.
11. CONTRACTOR SHALL INSTALL NEW CATEGORY 6A TELECOMMUNICATIONS/DATA OUTLET AS INDICATED. EXISTING COMMUNICATION OUTLET BOXES AND CONDUITS TO BE REUSED.
12. CONTRACTOR SHALL REPLACE ALL DATA CABLE WITH NEW CATEGORY 6A CABLE UNLESS OTHERWISE NOTED.
13. CONTRACTOR SHALL TERMINATE COMMUNICATIONS CABLES WITH NEW CATEGORY MODULAR JACKS TO MATCH THE COMMUNICATION CABLE PERFORMANCE SPECIFICATIONS. NEW MODULAR JACKS SHALL BE OF THE SAME MANUFACTURER AS THE FACE PLATES, PATCH PANELS, AND PATCH CABLES.
14. CONTRACTOR SHALL INSTALL NEW CATEGORY 6A CABLES AND CONNECTIVITY COMPONENTS THAT ARE OF THE SAME MANUFACTURER, INCLUDING CABLE, MODULAR JACKS, PATCH PANELS, FACEPLATES, AND PATCH CABLES.
15. CONTRACTOR SHALL TEST ALL NEW AND EXISTING RE-TERMINATED CABLES IN ACCORDANCE WITH THE SPECIFICATION 27 08 00.

## # KEYED NOTES:

1. EXISTING TELECOMMUNICATIONS ROOM.
2. EXISTING CONDITIONS WERE NOT OBSERVED. DATA SHOWN IN ROOM IS AN ESTIMATE OF WHAT WILL BE REQUIRED.

TRUE NORTH PLAN NORTH

KEYPLAN

| Description | Date |
|---|---|


CONSULTANT
Ross&Baruzzini
LOW VOLTAGE/ IT
Ross & Baruzzini Inc.
1600 Riveredge Parkway NW
Suite 900
Atlanta, GA 30328

PROJECT MANAGEMENT
HFS COMPANY
8718 Botts Lane
San Antonio, Texas 78217
www.hfscompany.com
jbianco@hfscompany.com
Phone: (210) 816-4784
Fax: (210) 881-6808


REGISTERED COMMUNICATIONS DISTRIBUTION DESIGNER RCDD BICSI Paul Remke BICSI ID #124731 Expires 12-31-21

Construction and Facilities Management

VA U.S. Department of Veterans Affairs

| | |
|---|---|
| Drawing Title: TECHNOLOGY BASEMENT PARTIAL PLAN - B | Phase: 100% CONSTRUCTION DOCUMENTS |
| Approved: Project Director | FULLY SPRINKLERED |

| | |
|---|---|
| Project Title: CINCINNATI VAMC EHRM INFRASTRUCTURE UPGRADES | Project Number: 539-21-701 |
| | Building Number: C1 |
| Location: 3200 VINE ST. CINCINNATI, OH. 45220 | Drawing Number: TN-112-C.1.B |
| Issue Date: 04-MAY-2022 | Checked By: PR |
| Scale: 1/8" = 1'-0" | Drawn By: TL |

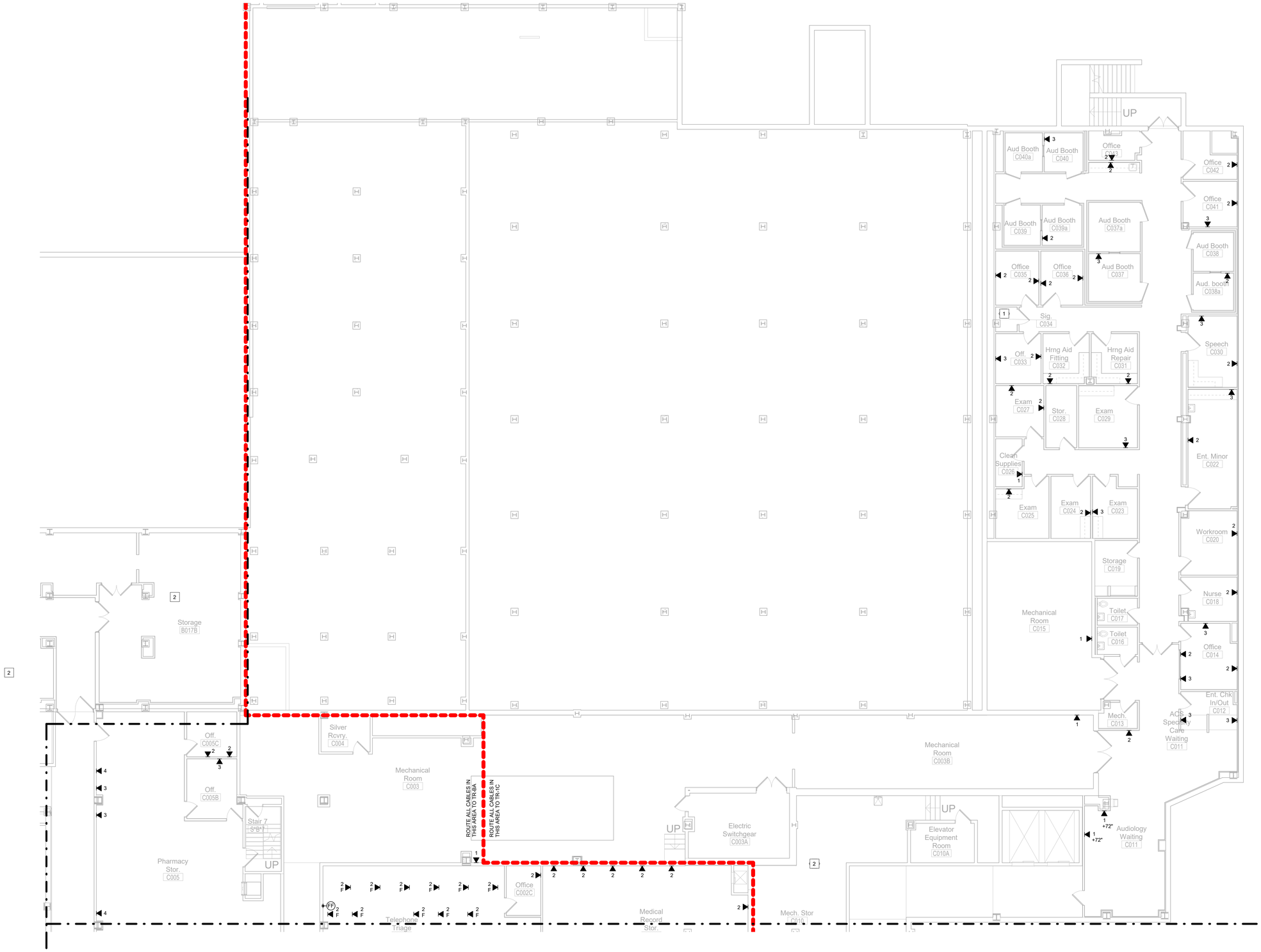


1 TECHNOLOGY BASEMENT PARTIAL PLAN - C
1/8" = 1'-0"

## GENERAL NOTES:

1. REFER TO SHEET T-000 FOR GENERAL NOTES AND LEGENDS.
2. CONTRACTOR SHALL INSTALL BACKBONE RISER SLEEVES OF THE SIZE AS INDICATED ON THE PLANS. REFER TO SECTION 27 15 00 COMMUNICATIONS STRUCTURED CABLING AND SECTION 27 05 33 RACEWAYS AND BOXES FOR COMMUNICATIONS SYSTEMS.
3. CONTRACTOR SHALL X-RAY CONCRETE FLOOR BEFORE CORE DRILLING. CONTRACTOR SHALL COORDINATE WITH THE COR BEFORE BEGINNING DRILLING.
4. CONTRACTOR SHALL FIRESTOP RISER SLEEVES AND EMPTY SPARE RISER SLEEVES. REFER TO SECTION 07 84 00 FIRESTOPPING.
5. CONTRACTOR SHALL INSTALL AN VERTICAL LADDER TYPE CABLE TRAY ON THE WALL ABOVE THE VERTICAL RISER SLEEVES FOR BACKBONE CABLE SUPPORT AS INDICATED ON THE PLANS. THE CABLE TRAY SHALL BE SECURELY ANCHORED TO THE WALL SUFFICIENT TO SUPPORT THE TOTAL WEIGHT OF CABLES AND CABLE TRAY PLUS 50%.
6. CONTRACTOR SHALL INSTALL CABLE SUPPORTS SUFFICIENT TO SUPPORT COMMUNICATIONS CABLES ON THE VERTICAL CABLE TRAY WITHOUT DAMAGING OR DEFORMING THE CABLE.
7. CONTRACTOR SHALL LABEL EACH CABLE AT 42 INCHES A.F.F. ON EACH FLOOR. REFER TO SECTION 27 15 00 COMMUNICATIONS STRUCTURED CABLING.
8. CONTRACTOR SHALL INSTALL NEW J-HOOKS WHERE THERE IS NO CABLE TRAY OR COMMUNICATIONS CONDUIT UNLESS OTHERWISE NOTED.
9. CONTRACTOR SHALL INSTALL NEW CATEGORY 6A PATCH PANELS IN THE TELECOMMUNICATION ROOM AS INDICATED ON RACK ELEVATIONS.
10. CONTRACTOR SHALL RE-TERMINATE AND TEST CABLING REMOVED FROM ANY WALL MOUNT EQUIPMENT UNLESS OTHERWISE NOTED. TESTING SHALL BE PERFORMED BY THE CONTRACTOR DURING COMMISSIONING.
11. CONTRACTOR SHALL INSTALL NEW CATEGORY 6A TELECOMMUNICATIONS/DATA OUTLET AS INDICATED. EXISTING COMMUNICATION OUTLET BOXES AND CONDUITS TO BE REUSED.
12. CONTRACTOR SHALL REPLACE ALL DATA CABLE WITH NEW CATEGORY 6A CABLE UNLESS OTHERWISE NOTED.
13. CONTRACTOR SHALL TERMINATE COMMUNICATIONS CABLES WITH NEW CATEGORY MODULAR JACKS TO MATCH THE COMMUNICATION CABLE PERFORMANCE SPECIFICATIONS. NEW MODULAR JACKS SHALL BE OF THE SAME MANUFACTURER AS THE FACE PLATES, PATCH PANELS, AND PATCH CABLES.
14. CONTRACTOR SHALL INSTALL NEW CATEGORY 6A CABLES AND CONNECTIVITY COMPONENTS THAT ARE OF THE SAME MANUFACTURER, INCLUDING CABLE, MODULAR JACKS, PATCH PANELS, FACEPLATES, AND PATCH CABLES.
15. CONTRACTOR SHALL TEST ALL NEW AND EXISTING RE-TERMINATED CABLES IN ACCORDANCE WITH THE SPECIFICATION 27 08 00.

## # KEYED NOTES:

1. EXISTING TELECOMMUNICATIONS ROOM.
2. EXISTING CONDITIONS WERE NOT OBSERVED. DATA SHOWN IN ROOM IS AN ESTIMATE OF WHAT WILL BE REQUIRED.

TRUE NORTH PLAN NORTH

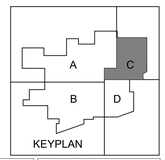


| Description | Date |
|---|---|
| | |

CONSULTANT

Ross&Baruzzini

**LOW VOLTAGE/ IT**
Ross & Baruzzini Inc.
1600 Riveredge Parkway NW
Suite 900
Atlanta, GA 30328

PROJECT MANAGEMENT

HFS COMPANY
8718 Botts Lane
San Antonio, Texas 78217
www.hfscompany.com
jbianco@hfscompany.com
Phone: (210) 816-4784
Fax: (210) 881-6808

REGISTERED COMMUNICATIONS DISTRIBUTION DESIGNER
BICSI
Paul Remka
BICSI ID # 124731
Expires 12-31-23
RCDD

Construction and Facilities Management

VA U.S. Department of Veterans Affairs

| | |
|---|---|
| Drawing Title: TECHNOLOGY BASEMENT PARTIAL PLAN - C | Phase: 100% CONSTRUCTION DOCUMENTS |
| Approved: Project Director | FULLY SPRINKLERED |

| | |
|---|---|
| Project Title: CINCINNATI VAMC EHRM INFRASTRUCTURE UPGRADES | Project Number: 539-21-701 |
| | Building Number: C1 |
| Location: 3200 VINE ST. CINCINNATI, OH. 45220 | Drawing Number: TN-113-C.1.B |
| Issue Date: 04-MAY-2022 | Checked By: PR / Drawn By: TL |
| Scale: 1/8" = 1'-0" | |

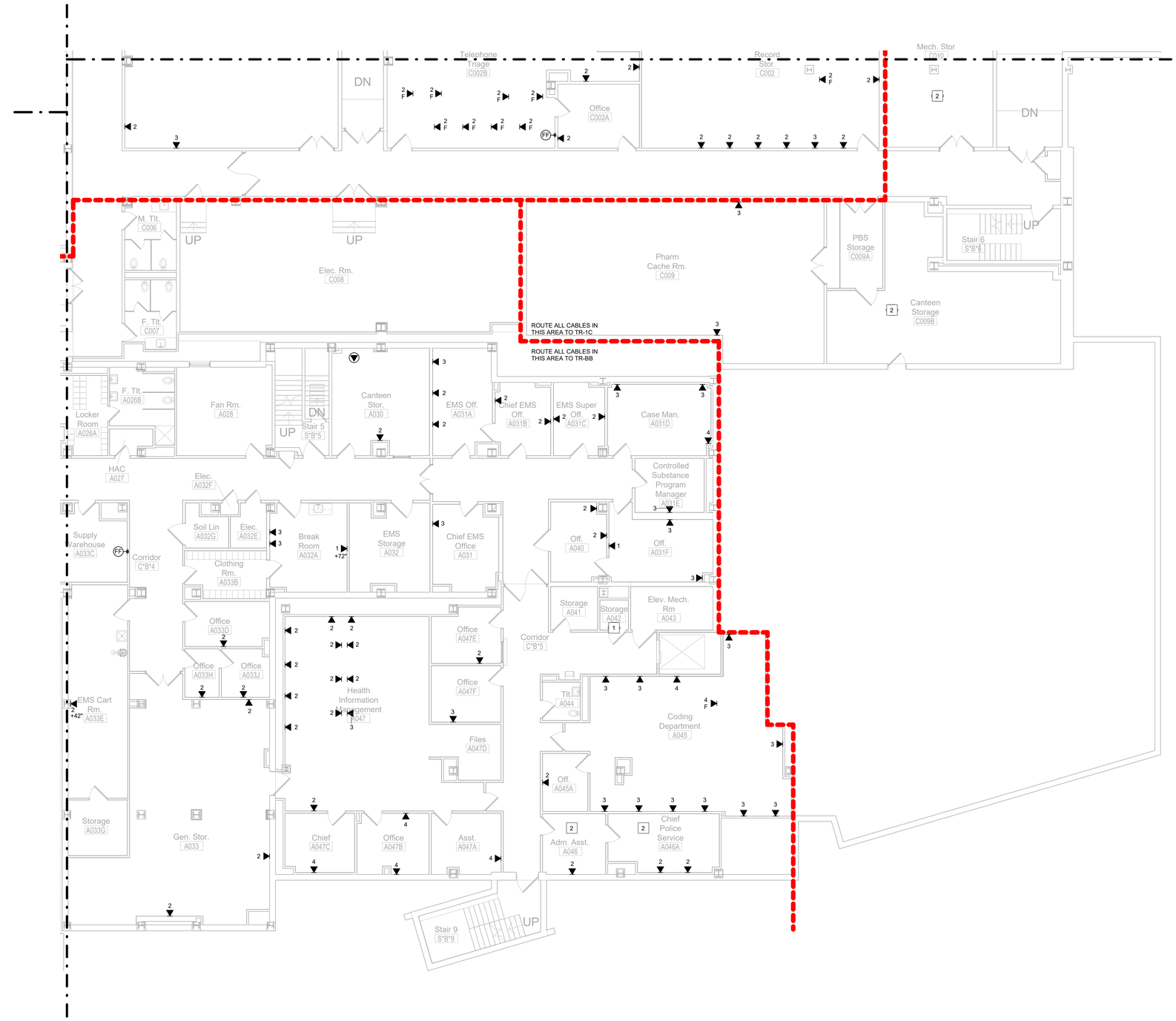


1 TECHNOLOGY BASEMENT PARTIAL PLAN - D
1/8" = 1'-0"

## GENERAL NOTES:

1. REFER TO SHEET T-000 FOR GENERAL NOTES AND LEGENDS.
2. CONTRACTOR SHALL INSTALL BACKBONE RISER SLEEVES OF THE SIZE AS INDICATED ON THE PLANS. REFER TO SECTION 27 15 00 COMMUNICATIONS STRUCTURED CABLING AND SECTION 27 05 33 RACEWAYS AND BOXES FOR COMMUNICATIONS SYSTEMS.
3. CONTRACTOR SHALL X-RAY CONCRETE FLOOR BEFORE CORE DRILLING. CONTRACTOR SHALL COORDINATE WITH THE COR BEFORE BEGINNING DRILLING.
4. CONTRACTOR SHALL FIRESTOP RISER SLEEVES AND EMPTY SPARE RISER SLEEVES. REFER TO SECTION 07 84 00 FIRESTOPPING.
5. CONTRACTOR SHALL INSTALL AN VERTICAL LADDER TYPE CABLE TRAY ON THE WALL ABOVE THE VERTICAL RISER SLEEVES FOR BACKBONE CABLE SUPPORT AS INDICATED ON THE PLANS. THE CABLE TRAY SHALL BE SECURELY ANCHORED TO THE WALL SUFFICIENT TO SUPPORT THE TOTAL WEIGHT OF CABLES AND CABLE TRAY PLUS 50%.
6. CONTRACTOR SHALL INSTALL CABLE SUPPORTS SUFFICIENT TO SUPPORT COMMUNICATIONS CABLES ON THE VERTICAL CABLE TRAY WITHOUT DAMAGING OR DEFORMING THE CABLE.
7. CONTRACTOR SHALL LABEL EACH CABLE AT 42 INCHES A.F.F. ON EACH FLOOR. REFER TO SECTION 27 15 00 COMMUNICATIONS STRUCTURED CABLING.
8. CONTRACTOR SHALL INSTALL NEW J-HOOKS WHERE THERE IS NO CABLE TRAY OR COMMUNICATIONS CONDUIT UNLESS OTHERWISE NOTED.
9. CONTRACTOR SHALL INSTALL NEW CATEGORY 6A PATCH PANELS IN THE TELECOMMUNICATION ROOM AS INDICATED ON RACK ELEVATIONS.
10. CONTRACTOR SHALL RE-TERMINATE AND TEST CABLING REMOVED FROM ANY WALL MOUNT EQUIPMENT UNLESS OTHERWISE NOTED. TESTING SHALL BE PERFORMED BY THE CONTRACTOR DURING COMMISSIONING.
11. CONTRACTOR SHALL INSTALL NEW CATEGORY 6A TELECOMMUNICATIONS/DATA OUTLET AS INDICATED. EXISTING COMMUNICATION OUTLET BOXES AND CONDUITS TO BE REUSED.
12. CONTRACTOR SHALL REPLACE ALL DATA CABLE WITH NEW CATEGORY 6A CABLE UNLESS OTHERWISE NOTED.
13. CONTRACTOR SHALL TERMINATE COMMUNICATIONS CABLES WITH NEW CATEGORY MODULAR JACKS TO MATCH THE COMMUNICATION CABLE PERFORMANCE SPECIFICATIONS. NEW MODULAR JACKS SHALL BE OF THE SAME MANUFACTURER AS THE FACE PLATES, PATCH PANELS, AND PATCH CABLES.
14. CONTRACTOR SHALL INSTALL NEW CATEGORY 6A CABLES AND CONNECTIVITY COMPONENTS THAT ARE OF THE SAME MANUFACTURER, INCLUDING CABLE, MODULAR JACKS, PATCH PANELS, FACEPLATES, AND PATCH CABLES.
15. CONTRACTOR SHALL TEST ALL NEW AND EXISTING RE-TERMINATED CABLES IN ACCORDANCE WITH THE SPECIFICATION 27 08 00.

## # KEYED NOTES:

1. EXISTING TELECOMMUNICATIONS ROOM.
2. EXISTING CONDITIONS WERE NOT OBSERVED. DATA SHOWN IN ROOM IS AN ESTIMATE OF WHAT WILL BE REQUIRED.

TRUE NORTH PLAN NORTH

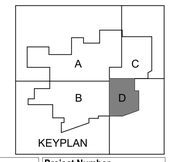


| Description | Date |
|---|---|
| | |


CONSULTANT
Ross&Baruzzini
LOW VOLTAGE/ IT
Ross & Baruzzini Inc.
1600 Riveredge Parkway NW
Suite 900
Atlanta, GA 30328

PROJECT MANAGEMENT
HFS COMPANY
8718 Botts Lane
San Antonio, Texas 78217
www.hfscompany.com
jbianco@hfscompany.com
Phone: (210) 816-4784
Fax: (210) 881-6808


REGISTERED COMMUNICATIONS DISTRIBUTION DESIGNER BICSI Paul Remka BICSI ID # 124731 Expires 12-31-22 RCDD

Construction and Facilities Management

VA U.S. Department of Veterans Affairs

| | | | |
|---|---|---|---|
| Drawing Title: TECHNOLOGY BASEMENT PARTIAL PLAN - D | Phase: 100% CONSTRUCTION DOCUMENTS | Project Title: CINCINNATI VAMC EHRM INFRASTRUCTURE UPGRADES | Project Number: 539-21-701 |
| | | | Building Number: C1 |
| Approved: Project Director | FULLY SPRINKLERED | Location: 3200 VINE ST. CINCINNATI, OH. 45220 | Drawing Number: TN-114-C.1.B |
| | | Issue Date: 04-MAY-2022 / Scale: 1/8" = 1'-0" | Checked By: PR / Drawn By: TL |

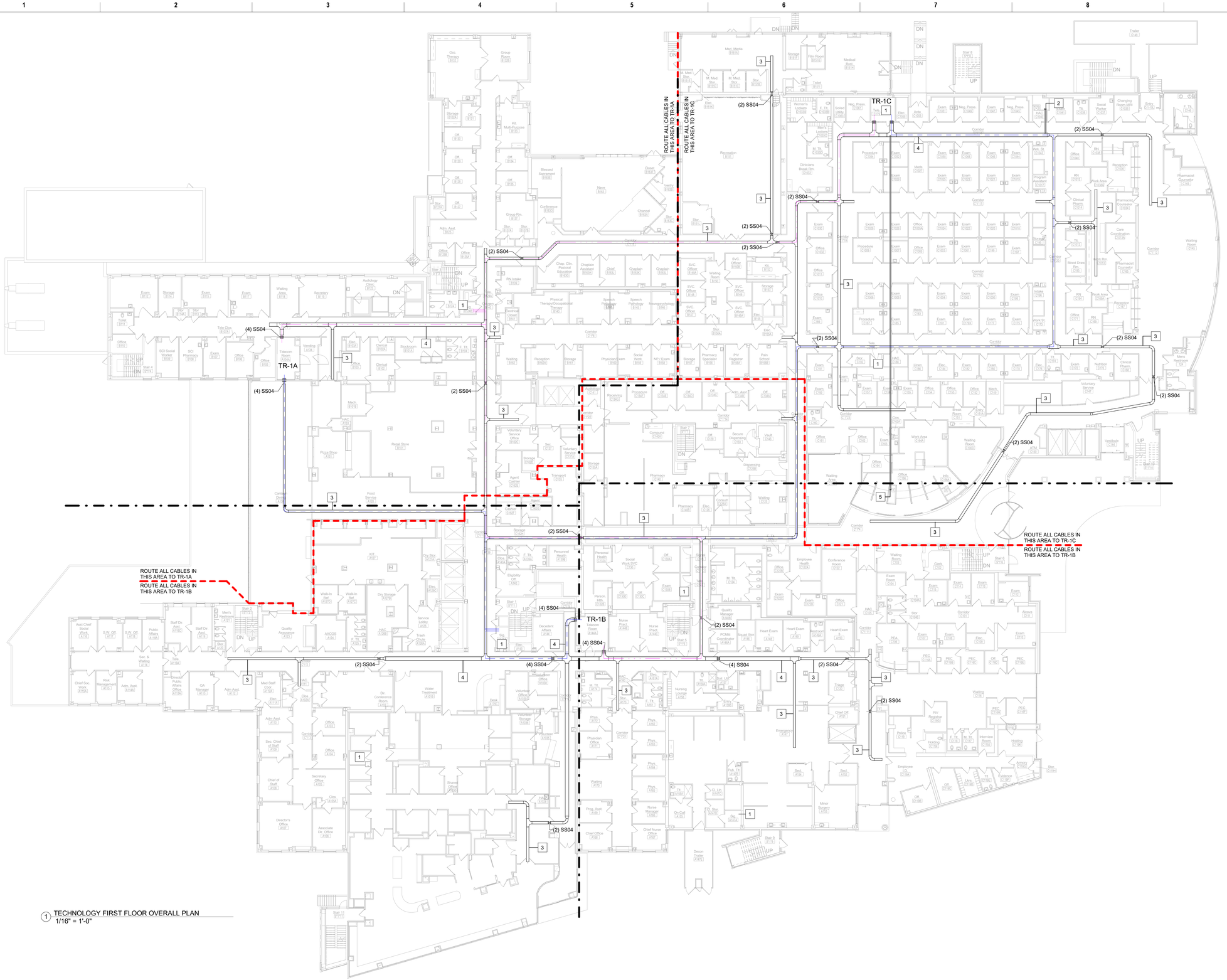


1 TECHNOLOGY FIRST FLOOR OVERALL PLAN
1/16" = 1'-0"

## GENERAL NOTES:

1. REFER TO SHEET T-000 FOR GENERAL NOTES AND LEGENDS.
2. CONTRACTOR SHALL INSTALL BACKBONE RISER SLEEVES OF THE SIZE AS INDICATED ON THE PLANS. REFER TO SECTION 27 15 00 COMMUNICATIONS STRUCTURED CABLING AND SECTION 27 05 33 RACEWAYS AND BOXES FOR COMMUNICATIONS SYSTEMS.
3. CONTRACTOR SHALL X-RAY CONCRETE FLOOR BEFORE CORE DRILLING. CONTRACTOR SHALL COORDINATE WITH THE COR BEFORE BEGINNING DRILLING.
4. CONTRACTOR SHALL FIRESTOP RISER SLEEVES AND EMPTY SPARE RISER SLEEVES. REFER TO SECTION 07 84 00 FIRESTOPPING.
5. CONTRACTOR SHALL INSTALL AN VERTICAL LADDER TYPE CABLE TRAY ON THE WALL ABOVE THE VERTICAL RISER SLEEVES FOR BACKBONE CABLE SUPPORT AS INDICATED ON THE PLANS. THE CABLE TRAY SHALL BE SECURELY ANCHORED TO THE WALL SUFFICIENT TO SUPPORT THE TOTAL WEIGHT OF CABLES AND CABLE TRAY PLUS 50%.
6. CONTRACTOR SHALL INSTALL CABLE SUPPORTS SUFFICIENT TO SUPPORT COMMUNICATIONS CABLES ON THE VERTICAL CABLE TRAY WITHOUT DAMAGING OR DEFORMING THE CABLE.
7. CONTRACTOR SHALL LABEL EACH CABLE AT 42 INCHES A.F.F. ON EACH FLOOR. REFER TO SECTION 27 15 00 COMMUNICATIONS STRUCTURED CABLING.
8. CONTRACTOR SHALL INSTALL NEW J-HOOKS WHERE THERE IS NO CABLE TRAY OR COMMUNICATIONS CONDUIT UNLESS OTHERWISE NOTED.
9. CONTRACTOR SHALL INSTALL NEW CATEGORY 6A PATCH PANELS IN THE TELECOMMUNICATION ROOM AS INDICATED ON RACK ELEVATIONS.
10. CONTRACTOR SHALL RE-TERMINATE AND TEST CABLING REMOVED FROM ANY WALL MOUNT EQUIPMENT UNLESS OTHERWISE NOTED. TESTING SHALL BE PERFORMED BY THE CONTRACTOR DURING COMMISSIONING.
11. CONTRACTOR SHALL INSTALL NEW CATEGORY 6A TELECOMMUNICATIONS/DATA OUTLET AS INDICATED. EXISTING COMMUNICATION OUTLET BOXES AND CONDUITS TO BE REUSED.
12. CONTRACTOR SHALL REPLACE ALL DATA CABLE WITH NEW CATEGORY 6A CABLE UNLESS OTHERWISE NOTED.
13. CONTRACTOR SHALL TERMINATE COMMUNICATIONS CABLES WITH NEW CATEGORY MODULAR JACKS TO MATCH THE COMMUNICATION CABLE PERFORMANCE SPECIFICATIONS. NEW MODULAR JACKS SHALL BE OF THE SAME MANUFACTURER AS THE FACE PLATES, PATCH PANELS, AND PATCH CABLES.
14. CONTRACTOR SHALL INSTALL NEW CATEGORY 6A CABLES AND CONNECTIVITY COMPONENTS THAT ARE OF THE SAME MANUFACTURER, INCLUDING CABLE, MODULAR JACKS, PATCH PANELS, FACEPLATES, AND PATCH CABLES.
15. CONTRACTOR SHALL TEST ALL NEW AND EXISTING RE-TERMINATED CABLES IN ACCORDANCE WITH THE SPECIFICATION 27 08 00.

## # KEYED NOTES:

1. EXISTING TELECOMMUNICATIONS ROOM.
2. (2) 4" CONDUITS TO BASEMENT FOR HORIZONTAL CABLING.
3. 12 INCH X 4 INCH WIRE MESH CABLE TRAY
4. 18 INCH X 4 INCH WIRE MESH CABLE TRAY
5. (2) 3" CONDUITS TO BASEMENT FOR HORIZONTAL CABLING.

TRUE NORTH PLAN NORTH

KEYPLAN

| Description | Date |
|---|---|
| | |

CONSULTANT

Ross&Baruzzini

**LOW VOLTAGE/ IT**
Ross & Baruzzini Inc.
1600 Riveredge Parkway NW
Suite 900
Atlanta, GA 30328

PROJECT MANAGEMENT

HFS COMPANY

8718 Botts Lane
San Antonio, Texas 78217
www.hfscompany.com
jbianco@hfscompany.com
Phone: (210) 816-4784
Fax: (210) 881-6808

BICSI Registered Communications Distribution Designer RCDD — Paul Remke, BICSI ID # 124735, Expires 12-31-21

Construction and Facilities Management

VA U.S. Department of Veterans Affairs

| | |
|---|---|
| Drawing Title: TECHNOLOGY FIRST FLOOR OVERALL PLAN | Phase: 100% CONSTRUCTION DOCUMENTS |
| Approved: Project Director | FULLY SPRINKLERED |

Project Title: CINCINNATI VAMC EHRM INFRASTRUCTURE UPGRADES
Location: 3200 VINE ST. CINCINNATI, OH. 45220

| Project Number | Building Number | Drawing Number |
|---|---|---|
| 539-21-701 | C1 | TN-120-C.1.1 |

| Issue Date: | Checked By: | Drawn By: |
|---|---|---|
| 04-MAY-2022 | PR | TL |

Scale: 1/16" = 1'-0"

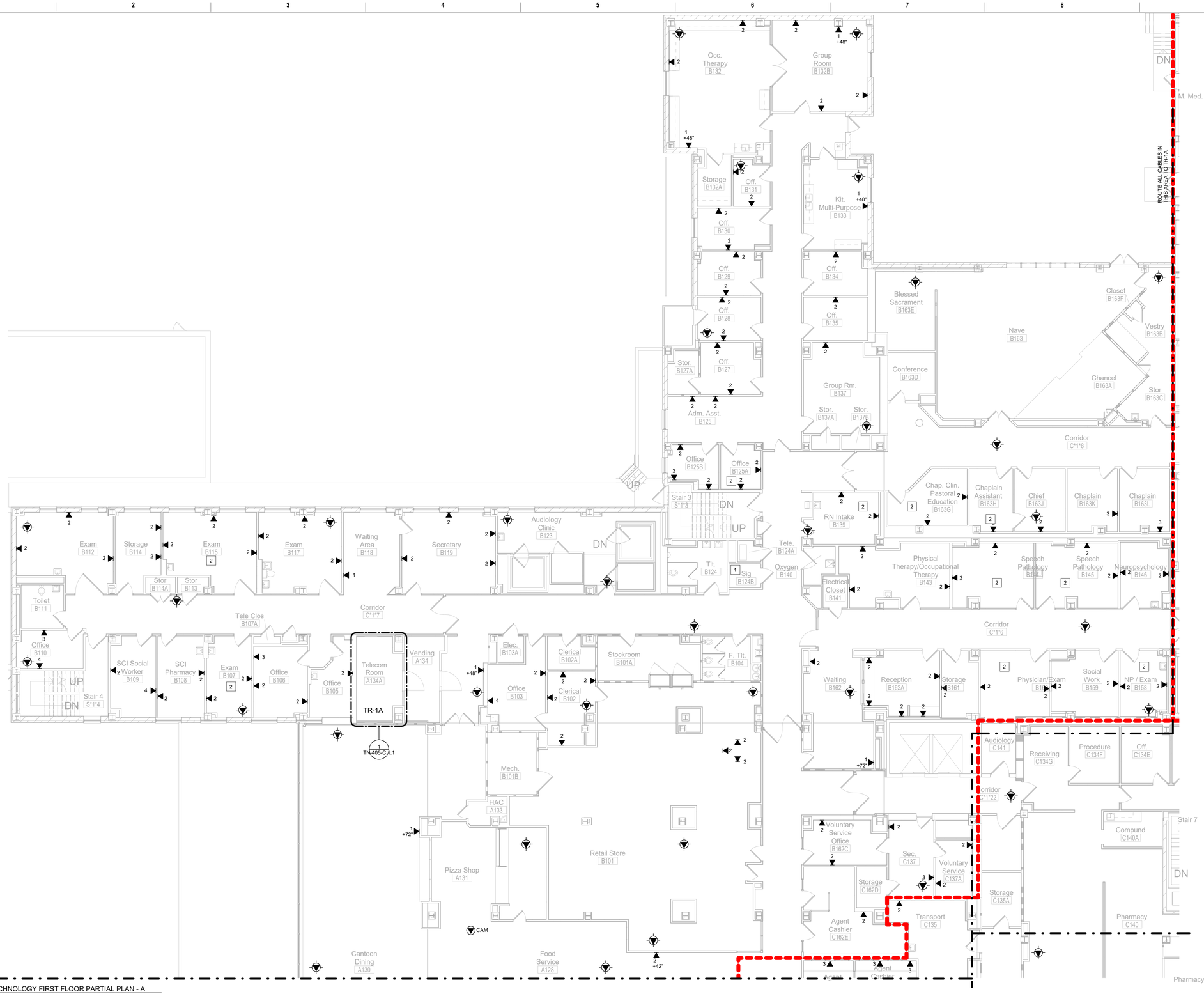


1 TECHNOLOGY FIRST FLOOR PARTIAL PLAN - A
1/8" = 1'-0"

## GENERAL NOTES:

1. REFER TO SHEET T-000 FOR GENERAL NOTES AND LEGENDS.
2. CONTRACTOR SHALL INSTALL BACKBONE RISER SLEEVES OF THE SIZE AS INDICATED ON THE PLANS. REFER TO SECTION 27 15 00 COMMUNICATIONS STRUCTURED CABLING AND SECTION 27 05 33 RACEWAYS AND BOXES FOR COMMUNICATIONS SYSTEMS.
3. CONTRACTOR SHALL X-RAY CONCRETE FLOOR BEFORE CORE DRILLING. CONTRACTOR SHALL COORDINATE WITH THE COR BEFORE BEGINNING DRILLING.
4. CONTRACTOR SHALL FIRESTOP RISER SLEEVES AND EMPTY SPARE RISER SLEEVES. REFER TO SECTION 07 84 00 FIRESTOPPING.
5. CONTRACTOR SHALL INSTALL AN VERTICAL LADDER TYPE CABLE TRAY ON THE WALL ABOVE THE VERTICAL RISER SLEEVES FOR BACKBONE CABLE SUPPORT AS INDICATED ON THE PLANS. THE CABLE TRAY SHALL BE SECURELY ANCHORED TO THE WALL SUFFICIENT TO SUPPORT THE TOTAL WEIGHT OF CABLES AND CABLE TRAY PLUS 50%.
6. CONTRACTOR SHALL INSTALL CABLE SUPPORTS SUFFICIENT TO SUPPORT COMMUNICATIONS CABLES ON THE VERTICAL CABLE TRAY WITHOUT DAMAGING OR DEFORMING THE CABLE.
7. CONTRACTOR SHALL LABEL EACH CABLE AT 42 INCHES A.F.F. ON EACH FLOOR. REFER TO SECTION 27 15 00 COMMUNICATIONS STRUCTURED CABLING.
8. CONTRACTOR SHALL INSTALL NEW J-HOOKS WHERE THERE IS NO CABLE TRAY OR COMMUNICATIONS CONDUIT UNLESS OTHERWISE NOTED.
9. CONTRACTOR SHALL INSTALL NEW CATEGORY 6A PATCH PANELS IN THE TELECOMMUNICATION ROOM AS INDICATED ON RACK ELEVATIONS.
10. CONTRACTOR SHALL RE-TERMINATE AND TEST CABLING REMOVED FROM ANY WALL MOUNT EQUIPMENT UNLESS OTHERWISE NOTED. TESTING SHALL BE PERFORMED BY THE CONTRACTOR DURING COMMISSIONING.
11. CONTRACTOR SHALL INSTALL NEW CATEGORY 6A TELECOMMUNICATIONS/DATA OUTLET AS INDICATED. EXISTING COMMUNICATION OUTLET BOXES AND CONDUITS TO BE REUSED.
12. CONTRACTOR SHALL REPLACE ALL DATA CABLE WITH NEW CATEGORY 6A CABLE UNLESS OTHERWISE NOTED.
13. CONTRACTOR SHALL TERMINATE COMMUNICATIONS CABLES WITH NEW CATEGORY MODULAR JACKS TO MATCH THE COMMUNICATION CABLE PERFORMANCE SPECIFICATIONS. NEW MODULAR JACKS SHALL BE OF THE SAME MANUFACTURER AS THE FACE PLATES, PATCH PANELS, AND PATCH CABLES.
14. CONTRACTOR SHALL INSTALL NEW CATEGORY 6A CABLES AND CONNECTIVITY COMPONENTS THAT ARE OF THE SAME MANUFACTURER, INCLUDING CABLE, MODULAR JACKS, PATCH PANELS, FACEPLATES, AND PATCH CABLES.
15. CONTRACTOR SHALL TEST ALL NEW AND EXISTING RE-TERMINATED CABLES IN ACCORDANCE WITH THE SPECIFICATION 27 08 00.

## # KEYED NOTES:

1. EXISTING TELECOMMUNICATIONS ROOM.
2. EXISTING CONDITIONS WERE NOT OBSERVED. DATA SHOWN IN ROOM IS AN ESTIMATE OF WHAT WILL BE REQUIRED.

TRUE NORTH PLAN NORTH

KEYPLAN

| Description | Date |
|---|---|


CONSULTANT
Ross&Baruzzini
LOW VOLTAGE/ IT
Ross & Baruzzini Inc.
1600 Riveredge Parkway NW
Suite 900
Atlanta, GA 30328

PROJECT MANAGEMENT
HFS COMPANY
8718 Botts Lane
San Antonio, Texas 78217
www.hfscompany.com
jbianco@hfscompany.com
Phone: (210) 816-4784
Fax: (210) 881-6808


REGISTERED COMMUNICATIONS DISTRIBUTION DESIGNER BICSI Paul Remka BICSI ID # 124731 EXPIRES 12-31-22 RCDD

Construction and Facilities Management
VA U.S. Department of Veterans Affairs

| | | | |
|---|---|---|---|
| Drawing Title: TECHNOLOGY FIRST FLOOR PARTIAL PLAN - A | Phase: 100% CONSTRUCTION DOCUMENTS | Project Title: CINCINNATI VAMC EHRM INFRASTRUCTURE UPGRADES | Project Number: 539-21-701 |
| Approved: Project Director | | | Building Number: C1 |
| | | Location: 3200 VINE ST. CINCINNATI, OH. 45220 | Drawing Number: TN-121-C.1.1 |
| | FULLY SPRINKLERED | Issue Date: 04-MAY-2022 / Checked By: PR / Drawn By: TL | |
| | | Scale: 1/8" = 1'-0" | |

1 TECHNOLOGY FIRST FLOOR PARTIAL PLAN - B
1/8" = 1'-0"

## GENERAL NOTES:

1. REFER TO SHEET T-000 FOR GENERAL NOTES AND LEGENDS.
2. CONTRACTOR SHALL INSTALL BACKBONE RISER SLEEVES OF THE SIZE AS INDICATED ON THE PLANS. REFER TO SECTION 27 15 00 COMMUNICATIONS STRUCTURED CABLING AND SECTION 27 05 33 RACEWAYS AND BOXES FOR COMMUNICATIONS SYSTEMS.
3. CONTRACTOR SHALL X-RAY CONCRETE FLOOR BEFORE CORE DRILLING. CONTRACTOR SHALL COORDINATE WITH THE COR BEFORE BEGINNING DRILLING.
4. CONTRACTOR SHALL FIRESTOP RISER SLEEVES AND EMPTY SPARE RISER SLEEVES. REFER TO SECTION 07 84 00 FIRESTOPPING.
5. CONTRACTOR SHALL INSTALL AN VERTICAL LADDER TYPE CABLE TRAY ON THE WALL ABOVE THE VERTICAL RISER SLEEVES FOR BACKBONE CABLE SUPPORT AS INDICATED ON THE PLANS. THE CABLE TRAY SHALL BE SECURELY ANCHORED TO THE WALL SUFFICIENT TO SUPPORT THE TOTAL WEIGHT OF CABLES AND CABLE TRAY PLUS 50%.
6. CONTRACTOR SHALL INSTALL CABLE SUPPORTS SUFFICIENT TO SUPPORT COMMUNICATIONS CABLES ON THE VERTICAL CABLE TRAY WITHOUT DAMAGING OR DEFORMING THE CABLE.
7. CONTRACTOR SHALL LABEL EACH CABLE AT 42 INCHES A.F.F. ON EACH FLOOR. REFER TO SECTION 27 15 00 COMMUNICATIONS STRUCTURED CABLING.
8. CONTRACTOR SHALL INSTALL NEW J-HOOKS WHERE THERE IS NO CABLE TRAY OR COMMUNICATIONS CONDUIT UNLESS OTHERWISE NOTED.
9. CONTRACTOR SHALL INSTALL NEW CATEGORY 6A PATCH PANELS IN THE TELECOMMUNICATION ROOM AS INDICATED ON RACK ELEVATIONS.
10. CONTRACTOR SHALL RE-TERMINATE AND TEST CABLING REMOVED FROM ANY WALL MOUNT EQUIPMENT UNLESS OTHERWISE NOTED. TESTING SHALL BE PERFORMED BY THE CONTRACTOR DURING COMMISSIONING.
11. CONTRACTOR SHALL INSTALL NEW CATEGORY 6A TELECOMMUNICATIONS/DATA OUTLET AS INDICATED. EXISTING COMMUNICATION OUTLET BOXES AND CONDUITS TO BE REUSED.
12. CONTRACTOR SHALL REPLACE ALL DATA CABLE WITH NEW CATEGORY 6A CABLE UNLESS OTHERWISE NOTED.
13. CONTRACTOR SHALL TERMINATE COMMUNICATIONS CABLES WITH NEW CATEGORY MODULAR JACKS TO MATCH THE COMMUNICATION CABLE PERFORMANCE SPECIFICATIONS. NEW MODULAR JACKS SHALL BE OF THE SAME MANUFACTURER AS THE FACE PLATES, PATCH PANELS, AND PATCH CABLES.
14. CONTRACTOR SHALL INSTALL NEW CATEGORY 6A CABLES AND CONNECTIVITY COMPONENTS THAT ARE OF THE SAME MANUFACTURER, INCLUDING CABLE, MODULAR JACKS, PATCH PANELS, FACEPLATES, AND PATCH CABLES.
15. CONTRACTOR SHALL TEST ALL NEW AND EXISTING RE-TERMINATED CABLES IN ACCORDANCE WITH THE SPECIFICATION 27 08 00.

## # KEYED NOTES:

1. EXISTING TELECOMMUNICATIONS ROOM.
2. EXISTING CONDITIONS WERE NOT OBSERVED. DATA SHOWN IN ROOM IS AN ESTIMATE OF WHAT WILL BE REQUIRED.

TRUE NORTH PLAN NORTH

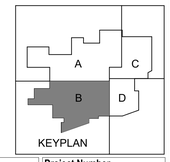


| Description | Date |
|---|---|
| | |

CONSULTANT

Ross&Baruzzini

**LOW VOLTAGE/ IT**
Ross & Baruzzini Inc.
1600 Riveredge Parkway NW
Suite 900
Atlanta, GA 30328

PROJECT MANAGEMENT

HFS COMPANY

**8718 Botts Lane**
**San Antonio, Texas 78217**
**www.hfscompany.com**
**jbianco@hfscompany.com**
**Phone: (210) 816-4784**
**Fax: (210) 881-6808**

REGISTERED COMMUNICATIONS DISTRIBUTION DESIGNER BICSI Paul Remke BICSI ID # 124735 Expires 12-31-21 RCDD

Construction and Facilities Management

U.S. Department of Veterans Affairs

**Drawing Title**
TECHNOLOGY FIRST FLOOR PARTIAL PLAN - B

**Approved: Project Director**

**Phase**
100% CONSTRUCTION DOCUMENTS

FULLY SPRINKLERED

**Project Title**
CINCINNATI VAMC EHRM INFRASTRUCTURE UPGRADES

**Location**
3200 VINE ST. CINCINNATI, OH. 45220

**Issue Date:** 04-MAY-2022
**Scale:** 1/8" = 1'-0"
**Checked By:** PR
**Drawn By:** TL

**Project Number** 539-21-701
**Building Number** C1
**Drawing Number** TN-122-C.1.1

1 TECHNOLOGY FIRST FLOOR PARTIAL PLAN - C
1/8" = 1'-0"

## GENERAL NOTES:

1. REFER TO SHEET T-000 FOR GENERAL NOTES AND LEGENDS.
2. CONTRACTOR SHALL INSTALL BACKBONE RISER SLEEVES OF THE SIZE AS INDICATED ON THE PLANS. REFER TO SECTION 27 15 00 COMMUNICATIONS STRUCTURED CABLING AND SECTION 27 05 33 RACEWAYS AND BOXES FOR COMMUNICATIONS SYSTEMS.
3. CONTRACTOR SHALL X-RAY CONCRETE FLOOR BEFORE CORE DRILLING. CONTRACTOR SHALL COORDINATE WITH THE COR BEFORE BEGINNING DRILLING.
4. CONTRACTOR SHALL FIRESTOP RISER SLEEVES AND EMPTY SPARE RISER SLEEVES. REFER TO SECTION 07 84 00 FIRESTOPPING.
5. CONTRACTOR SHALL INSTALL AN VERTICAL LADDER TYPE CABLE TRAY ON THE WALL ABOVE THE VERTICAL RISER SLEEVES FOR BACKBONE CABLE SUPPORT AS INDICATED ON THE PLANS. THE CABLE TRAY SHALL BE SECURELY ANCHORED TO THE WALL SUFFICIENT TO SUPPORT THE TOTAL WEIGHT OF CABLES AND CABLE TRAY PLUS 50%.
6. CONTRACTOR SHALL INSTALL CABLE SUPPORTS SUFFICIENT TO SUPPORT COMMUNICATIONS CABLES ON THE VERTICAL CABLE TRAY WITHOUT DAMAGING OR DEFORMING THE CABLE.
7. CONTRACTOR SHALL LABEL EACH CABLE AT 42 INCHES A.F.F. ON EACH FLOOR. REFER TO SECTION 27 15 00 COMMUNICATIONS STRUCTURED CABLING.
8. CONTRACTOR SHALL INSTALL NEW J-HOOKS WHERE THERE IS NO CABLE TRAY OR COMMUNICATIONS CONDUIT UNLESS OTHERWISE NOTED.
9. CONTRACTOR SHALL INSTALL NEW CATEGORY 6A PATCH PANELS IN THE TELECOMMUNICATION ROOM AS INDICATED ON RACK ELEVATIONS.
10. CONTRACTOR SHALL RE-TERMINATE AND TEST CABLING REMOVED FROM ANY WALL MOUNT EQUIPMENT UNLESS OTHERWISE NOTED. TESTING SHALL BE PERFORMED BY THE CONTRACTOR DURING COMMISSIONING.
11. CONTRACTOR SHALL INSTALL NEW CATEGORY 6A TELECOMMUNICATIONS/DATA OUTLET AS INDICATED. EXISTING COMMUNICATION OUTLET BOXES AND CONDUITS TO BE REUSED.
12. CONTRACTOR SHALL REPLACE ALL DATA CABLE WITH NEW CATEGORY 6A CABLE UNLESS OTHERWISE NOTED.
13. CONTRACTOR SHALL TERMINATE COMMUNICATIONS CABLES WITH NEW CATEGORY MODULAR JACKS TO MATCH THE COMMUNICATION CABLE PERFORMANCE SPECIFICATIONS. NEW MODULAR JACKS SHALL BE OF THE SAME MANUFACTURER AS THE FACE PLATES, PATCH PANELS, AND PATCH CABLES.
14. CONTRACTOR SHALL INSTALL NEW CATEGORY 6A CABLES AND CONNECTIVITY COMPONENTS THAT ARE OF THE SAME MANUFACTURER, INCLUDING CABLE, MODULAR JACKS, PATCH PANELS, FACEPLATES, AND PATCH CABLES.
15. CONTRACTOR SHALL TEST ALL NEW AND EXISTING RE-TERMINATED CABLES IN ACCORDANCE WITH THE SPECIFICATION 27 08 00.

## # KEYED NOTES:

1. EXISTING TELECOMMUNICATIONS ROOM.
2. EXISTING CONDITIONS WERE NOT OBSERVED. DATA SHOWN IN ROOM IS AN ESTIMATE OF WHAT WILL BE REQUIRED.

TRUE NORTH PLAN NORTH

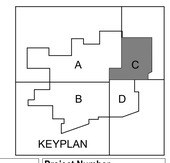


| Description | Date |
|---|---|
| | |

**CONSULTANT**

Ross&Baruzzini

**LOW VOLTAGE/ IT**
Ross & Baruzzini Inc.
1600 Riveredge Parkway NW
Suite 900
Atlanta, GA 30328

**PROJECT MANAGEMENT**

HFS COMPANY
8718 Botts Lane
San Antonio, Texas 78217
www.hfscompany.com
jbianco@hfscompany.com
Phone: (210) 816-4784
Fax: (210) 881-6808

REGISTERED COMMUNICATIONS DISTRIBUTION DESIGNER BICSI Paul Remka BICSI ID # 324735 EXPIRES 12-31-21 RCDD

Construction and Facilities Management

VA U.S. Department of Veterans Affairs

| | |
|---|---|
| Drawing Title: TECHNOLOGY FIRST FLOOR PARTIAL PLAN - C | Phase: 100% CONSTRUCTION DOCUMENTS |
| Approved: Project Director | FULLY SPRINKLERED |

| | |
|---|---|
| Project Title: CINCINNATI VAMC EHRM INFRASTRUCTURE UPGRADES | Project Number: 539-21-701 |
| | Building Number: C1 |
| Location: 3200 VINE ST. CINCINNATI, OH. 45220 | Drawing Number: TN-123-C.1.1 |
| Issue Date: 04-MAY-2022 | Checked By: PR |
| Scale: 1/8" = 1'-0" | Drawn By: TL |

1 TECHNOLOGY FIRST FLOOR PARTIAL PLAN - D
1/8" = 1'-0"

## GENERAL NOTES:

1. REFER TO SHEET T-000 FOR GENERAL NOTES AND LEGENDS.
2. CONTRACTOR SHALL INSTALL BACKBONE RISER SLEEVES OF THE SIZE AS INDICATED ON THE PLANS. REFER TO SECTION 27 15 00 COMMUNICATIONS STRUCTURED CABLING AND SECTION 27 05 33 RACEWAYS AND BOXES FOR COMMUNICATIONS SYSTEMS.
3. CONTRACTOR SHALL X-RAY CONCRETE FLOOR BEFORE CORE DRILLING. CONTRACTOR SHALL COORDINATE WITH THE COR BEFORE BEGINNING DRILLING.
4. CONTRACTOR SHALL FIRESTOP RISER SLEEVES AND EMPTY SPARE RISER SLEEVES. REFER TO SECTION 07 84 00 FIRESTOPPING.
5. CONTRACTOR SHALL INSTALL AN VERTICAL LADDER TYPE CABLE TRAY ON THE WALL ABOVE THE VERTICAL RISER SLEEVES FOR BACKBONE CABLE SUPPORT AS INDICATED ON THE PLANS. THE CABLE TRAY SHALL BE SECURELY ANCHORED TO THE WALL SUFFICIENT TO SUPPORT THE TOTAL WEIGHT OF CABLES AND CABLE TRAY PLUS 50%.
6. CONTRACTOR SHALL INSTALL CABLE SUPPORTS SUFFICIENT TO SUPPORT COMMUNICATIONS CABLES ON THE VERTICAL CABLE TRAY WITHOUT DAMAGING OR DEFORMING THE CABLE.
7. CONTRACTOR SHALL LABEL EACH CABLE AT 42 INCHES A.F.F. ON EACH FLOOR. REFER TO SECTION 27 15 00 COMMUNICATIONS STRUCTURED CABLING.
8. CONTRACTOR SHALL INSTALL NEW J-HOOKS WHERE THERE IS NO CABLE TRAY OR COMMUNICATIONS CONDUIT UNLESS OTHERWISE NOTED.
9. CONTRACTOR SHALL INSTALL NEW CATEGORY 6A PATCH PANELS IN THE TELECOMMUNICATION ROOM AS INDICATED ON RACK ELEVATIONS.
10. CONTRACTOR SHALL RE-TERMINATE AND TEST CABLING REMOVED FROM ANY WALL MOUNT EQUIPMENT UNLESS OTHERWISE NOTED. TESTING SHALL BE PERFORMED BY THE CONTRACTOR DURING COMMISSIONING.
11. CONTRACTOR SHALL INSTALL NEW CATEGORY 6A TELECOMMUNICATIONS/DATA OUTLET AS INDICATED. EXISTING COMMUNICATION OUTLET BOXES AND CONDUITS TO BE REUSED.
12. CONTRACTOR SHALL REPLACE ALL DATA CABLE WITH NEW CATEGORY 6A CABLE UNLESS OTHERWISE NOTED.
13. CONTRACTOR SHALL TERMINATE COMMUNICATIONS CABLES WITH NEW CATEGORY MODULAR JACKS TO MATCH THE COMMUNICATION CABLE PERFORMANCE SPECIFICATIONS. NEW MODULAR JACKS SHALL BE OF THE SAME MANUFACTURER AS THE FACE PLATES, PATCH PANELS, AND PATCH CABLES.
14. CONTRACTOR SHALL INSTALL NEW CATEGORY 6A CABLES AND CONNECTIVITY COMPONENTS THAT ARE OF THE SAME MANUFACTURER, INCLUDING CABLE, MODULAR JACKS, PATCH PANELS, FACEPLATES, AND PATCH CABLES.
15. CONTRACTOR SHALL TEST ALL NEW AND EXISTING RE-TERMINATED CABLES IN ACCORDANCE WITH THE SPECIFICATION 27 08 00.

## # KEYED NOTES:

1. EXISTING TELECOMMUNICATIONS ROOM.
2. EXISTING CONDITIONS WERE NOT OBSERVED. DATA SHOWN IN ROOM IS AN ESTIMATE OF WHAT WILL BE REQUIRED.

TRUE NORTH PLAN NORTH

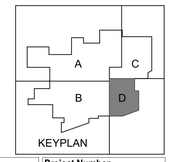


| Description | Date |
|---|---|
| | |

CONSULTANT

**Ross&Baruzzini**

**LOW VOLTAGE/ IT**
Ross & Baruzzini Inc.
1600 Riveredge Parkway NW
Suite 900
Atlanta, GA 30328

PROJECT MANAGEMENT

HFS COMPANY
8718 Botts Lane
San Antonio, Texas 78217
www.hfscompany.com
jbianco@hfscompany.com
Phone: (210) 816-4784
Fax: (210) 881-6808

REGISTERED COMMUNICATIONS DISTRIBUTION DESIGNER RCDD
Bicsi Paul Remke BICSI ID # 124736 Expires 12-31-23

Construction and Facilities Management

VA U.S. Department of Veterans Affairs

| | | | |
|---|---|---|---|
| Drawing Title: TECHNOLOGY FIRST FLOOR PARTIAL PLAN - D | Phase: 100% CONSTRUCTION DOCUMENTS | Project Title: CINCINNATI VAMC EHRM INFRASTRUCTURE UPGRADES | Project Number: 539-21-701 |
| | | | Building Number: C1 |
| Approved: Project Director | FULLY SPRINKLERED | Location: 3200 VINE ST. CINCINNATI, OH. 45220 | Drawing Number: TN-124-C.1.1 |
| | | Issue Date: 04-MAY-2022 / Scale: 1/8" = 1'-0" | Checked By: PR / Drawn By: TL |

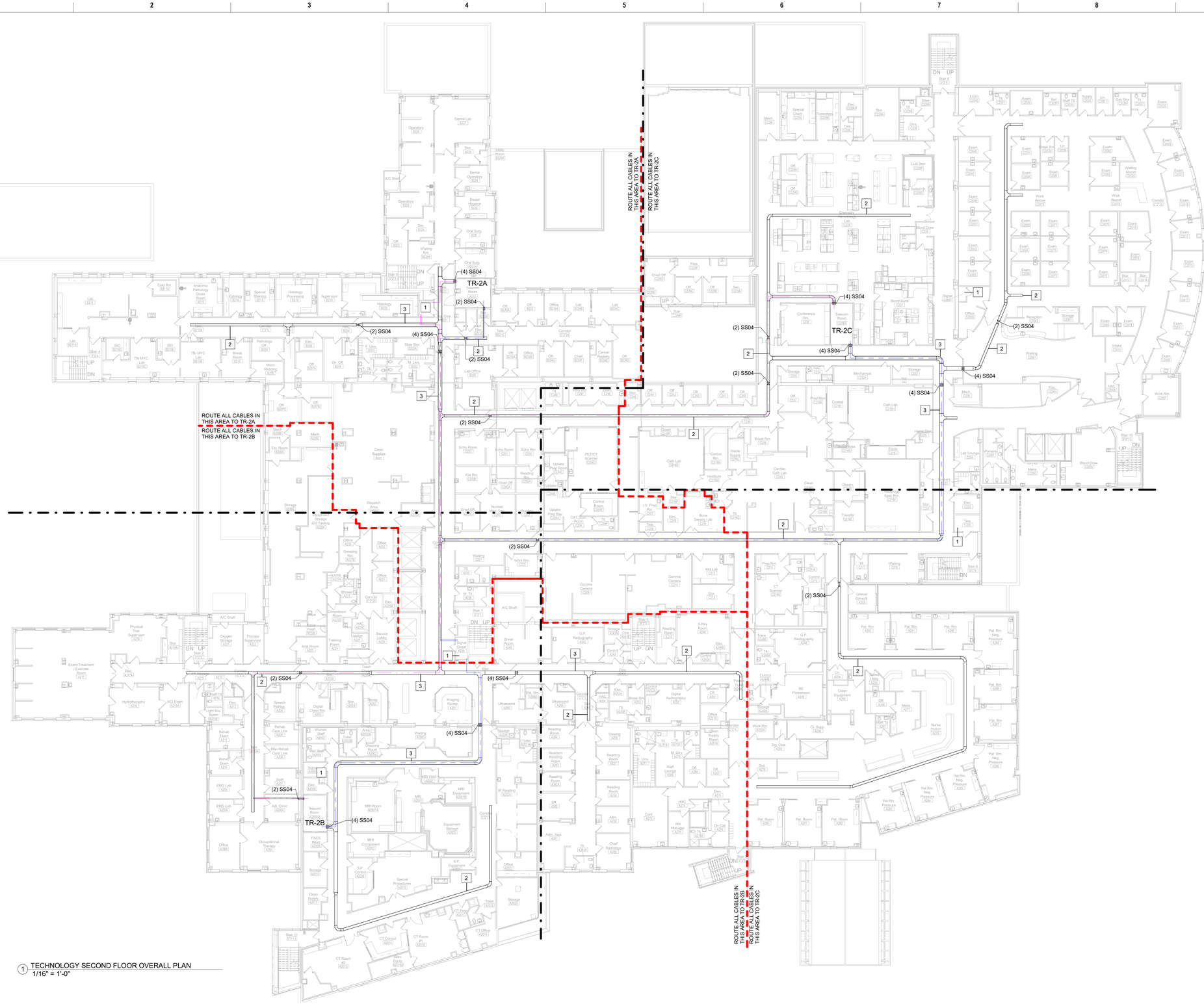


1 TECHNOLOGY SECOND FLOOR OVERALL PLAN
1/16" = 1'-0"

## GENERAL NOTES:

1. REFER TO SHEET T-000 FOR GENERAL NOTES AND LEGENDS.
2. CONTRACTOR SHALL INSTALL BACKBONE RISER SLEEVES OF THE SIZE AS INDICATED ON THE PLANS. REFER TO SECTION 27 15 00 COMMUNICATIONS STRUCTURED CABLING AND SECTION 27 05 33 RACEWAYS AND BOXES FOR COMMUNICATIONS SYSTEMS.
3. CONTRACTOR SHALL X-RAY CONCRETE FLOOR BEFORE CORE DRILLING. CONTRACTOR SHALL COORDINATE WITH THE COR BEFORE BEGINNING DRILLING.
4. CONTRACTOR SHALL FIRESTOP RISER SLEEVES AND EMPTY SPARE RISER SLEEVES. REFER TO SECTION 07 84 00 FIRESTOPPING.
5. CONTRACTOR SHALL INSTALL AN VERTICAL LADDER TYPE CABLE TRAY ON THE WALL ABOVE THE VERTICAL RISER SLEEVES FOR BACKBONE CABLE SUPPORT AS INDICATED ON THE PLANS. THE CABLE TRAY SHALL BE SECURELY ANCHORED TO THE WALL SUFFICIENT TO SUPPORT THE TOTAL WEIGHT OF CABLES AND CABLE TRAY PLUS 50%.
6. CONTRACTOR SHALL INSTALL CABLE SUPPORTS SUFFICIENT TO SUPPORT COMMUNICATIONS CABLES ON THE VERTICAL CABLE TRAY WITHOUT DAMAGING OR DEFORMING THE CABLE.
7. CONTRACTOR SHALL LABEL EACH CABLE AT 42 INCHES A.F.F. ON EACH FLOOR. REFER TO SECTION 27 15 00 COMMUNICATIONS STRUCTURED CABLING.
8. CONTRACTOR SHALL INSTALL NEW J-HOOKS WHERE THERE IS NO CABLE TRAY OR COMMUNICATIONS CONDUIT UNLESS OTHERWISE NOTED.
9. CONTRACTOR SHALL INSTALL NEW CATEGORY 6A PATCH PANELS IN THE TELECOMMUNICATION ROOM AS INDICATED ON RACK ELEVATIONS.
10. CONTRACTOR SHALL RE-TERMINATE AND TEST CABLING REMOVED FROM ANY WALL MOUNT EQUIPMENT UNLESS OTHERWISE NOTED. TESTING SHALL BE PERFORMED BY THE CONTRACTOR DURING COMMISSIONING.
11. CONTRACTOR SHALL INSTALL NEW CATEGORY 6A TELECOMMUNICATIONS/DATA OUTLET AS INDICATED. EXISTING COMMUNICATION OUTLET BOXES AND CONDUITS TO BE REUSED.
12. CONTRACTOR SHALL REPLACE ALL DATA CABLE WITH NEW CATEGORY 6A CABLE UNLESS OTHERWISE NOTED.
13. CONTRACTOR SHALL TERMINATE COMMUNICATIONS CABLES WITH NEW CATEGORY MODULAR JACKS TO MATCH THE COMMUNICATION CABLE PERFORMANCE SPECIFICATIONS. NEW MODULAR JACKS SHALL BE OF THE SAME MANUFACTURER AS THE FACE PLATES, PATCH PANELS, AND PATCH CABLES.
14. CONTRACTOR SHALL INSTALL NEW CATEGORY 6A CABLES AND CONNECTIVITY COMPONENTS THAT ARE OF THE SAME MANUFACTURER, INCLUDING CABLE, MODULAR JACKS, PATCH PANELS, FACEPLATES, AND PATCH CABLES.
15. CONTRACTOR SHALL TEST ALL NEW AND EXISTING RE-TERMINATED CABLES IN ACCORDANCE WITH THE SPECIFICATION 27 08 00.

## # KEYED NOTES:

1. EXISTING TELECOMMUNICATIONS ROOM.
2. 12 INCH X 4 INCH WIRE MESH CABLE TRAY
3. 18 INCH X 4 INCH WIRE MESH CABLE TRAY

TRUE NORTH PLAN NORTH

KEYPLAN

| Description | Date |
|---|---|
| | |

CONSULTANT

Ross&Baruzzini

**LOW VOLTAGE/ IT**
Ross & Baruzzini Inc.
1600 Riveredge Parkway NW
Suite 900
Atlanta, GA 30328

PROJECT MANAGEMENT

HFS COMPANY
8718 Botts Lane
San Antonio, Texas 78217
www.hfscompany.com
jbianco@hfscompany.com
Phone: (210) 816-4784
Fax: (210) 881-6808

REGISTERED COMMUNICATIONS DISTRIBUTION DESIGNER BICSI Paul Remke BICSI ID # 124735 Expires 12-31-21 RCDD

Construction and Facilities Management

VA U.S. Department of Veterans Affairs

| | |
|---|---|
| Drawing Title | TECHNOLOGY SECOND FLOOR OVERALL PLAN |
| Phase | 100% CONSTRUCTION DOCUMENTS |
| Project Title | CINCINNATI VAMC EHRM INFRASTRUCTURE UPGRADES |
| Project Number | 539-21-701 |
| Building Number | C1 |
| Approved: Project Director | |
| | FULLY SPRINKLERED |
| Location | 3200 VINE ST. CINCINNATI, OH. 45220 |
| Issue Date: | 04-MAY-2022 |
| Scale: | 1/16" = 1'-0" |
| Checked By: | PR |
| Drawn By: | TL |
| Drawing Number | TN-130-C.1.2 |

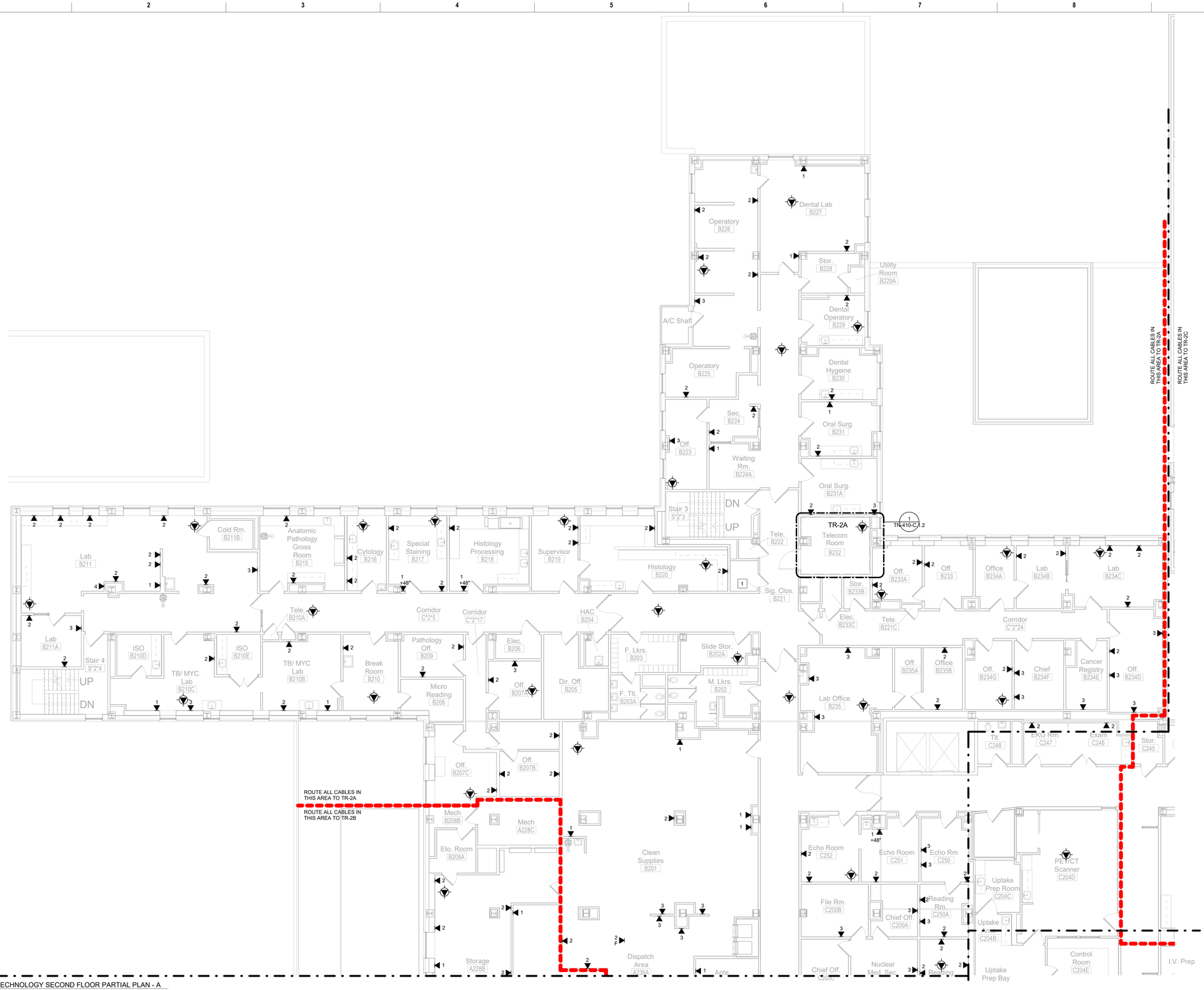


1 TECHNOLOGY SECOND FLOOR PARTIAL PLAN - A
1/8" = 1'-0"

## GENERAL NOTES:

1. REFER TO SHEET T-000 FOR GENERAL NOTES AND LEGENDS.
2. CONTRACTOR SHALL INSTALL BACKBONE RISER SLEEVES OF THE SIZE AS INDICATED ON THE PLANS. REFER TO SECTION 27 15 00 COMMUNICATIONS STRUCTURED CABLING AND SECTION 27 05 33 RACEWAYS AND BOXES FOR COMMUNICATIONS SYSTEMS.
3. CONTRACTOR SHALL X-RAY CONCRETE FLOOR BEFORE CORE DRILLING. CONTRACTOR SHALL COORDINATE WITH THE COR BEFORE BEGINNING DRILLING.
4. CONTRACTOR SHALL FIRESTOP RISER SLEEVES AND EMPTY SPARE RISER SLEEVES. REFER TO SECTION 07 84 00 FIRESTOPPING.
5. CONTRACTOR SHALL INSTALL AN VERTICAL LADDER TYPE CABLE TRAY ON THE WALL ABOVE THE VERTICAL RISER SLEEVES FOR BACKBONE CABLE SUPPORT AS INDICATED ON THE PLANS. THE CABLE TRAY SHALL BE SECURELY ANCHORED TO THE WALL SUFFICIENT TO SUPPORT THE TOTAL WEIGHT OF CABLES AND CABLE TRAY PLUS 50%.
6. CONTRACTOR SHALL INSTALL CABLE SUPPORTS SUFFICIENT TO SUPPORT COMMUNICATIONS CABLES ON THE VERTICAL CABLE TRAY WITHOUT DAMAGING OR DEFORMING THE CABLE.
7. CONTRACTOR SHALL LABEL EACH CABLE AT 42 INCHES A.F.F. ON EACH FLOOR. REFER TO SECTION 27 15 00 COMMUNICATIONS STRUCTURED CABLING.
8. CONTRACTOR SHALL INSTALL NEW J-HOOKS WHERE THERE IS NO CABLE TRAY OR COMMUNICATIONS CONDUIT UNLESS OTHERWISE NOTED.
9. CONTRACTOR SHALL INSTALL NEW CATEGORY 6A PATCH PANELS IN THE TELECOMMUNICATION ROOM AS INDICATED ON RACK ELEVATIONS.
10. CONTRACTOR SHALL RE-TERMINATE AND TEST CABLING REMOVED FROM ANY WALL MOUNT EQUIPMENT UNLESS OTHERWISE NOTED. TESTING SHALL BE PERFORMED BY THE CONTRACTOR DURING COMMISSIONING.
11. CONTRACTOR SHALL INSTALL NEW CATEGORY 6A TELECOMMUNICATIONS/DATA OUTLET AS INDICATED. EXISTING COMMUNICATION OUTLET BOXES AND CONDUITS TO BE REUSED.
12. CONTRACTOR SHALL REPLACE ALL DATA CABLE WITH NEW CATEGORY 6A CABLE UNLESS OTHERWISE NOTED.
13. CONTRACTOR SHALL TERMINATE COMMUNICATIONS CABLES WITH NEW CATEGORY MODULAR JACKS TO MATCH THE COMMUNICATION CABLE PERFORMANCE SPECIFICATIONS. NEW MODULAR JACKS SHALL BE OF THE SAME MANUFACTURER AS THE FACE PLATES, PATCH PANELS, AND PATCH CABLES.
14. CONTRACTOR SHALL INSTALL NEW CATEGORY 6A CABLES AND CONNECTIVITY COMPONENTS THAT ARE OF THE SAME MANUFACTURER, INCLUDING CABLE, MODULAR JACKS, PATCH PANELS, FACEPLATES, AND PATCH CABLES.
15. CONTRACTOR SHALL TEST ALL NEW AND EXISTING RE-TERMINATED CABLES IN ACCORDANCE WITH THE SPECIFICATION 27 08 00.

## # KEYED NOTES:

1. EXISTING TELECOMMUNICATIONS ROOM.
2. EXISTING CONDITIONS WERE NOT OBSERVED. DATA SHOWN IN ROOM IS AN ESTIMATE OF WHAT WILL BE REQUIRED.

TRUE NORTH PLAN NORTH

KEYPLAN

| Description | Date |
|---|---|
| | |

CONSULTANT

Ross&Baruzzini

LOW VOLTAGE/ IT
Ross & Baruzzini Inc.
1600 Riveredge Parkway NW
Suite 900
Atlanta, GA 30328

PROJECT MANAGEMENT

HFS COMPANY
8718 Botts Lane
San Antonio, Texas 78217
www.hfscompany.com
jbianco@hfscompany.com
Phone: (210) 816-4784
Fax: (210) 881-6808

BICSI Certified Technician
BICSI ID # 324731
Expires 12-31-24
REGISTERED COMMUNICATIONS DISTRIBUTION DESIGNER RCDD

Construction and Facilities Management

VA U.S. Department of Veterans Affairs

Drawing Title: TECHNOLOGY SECOND FLOOR PARTIAL PLAN - A

Approved: Project Director

Phase: 100% CONSTRUCTION DOCUMENTS

FULLY SPRINKLERED

Project Title: CINCINNATI VAMC EHRM INFRASTRUCTURE UPGRADES

Location: 3200 VINE ST. CINCINNATI, OH. 45220

Project Number: 539-21-701

Building Number: C1

Drawing Number: TN-131-C.1.2

Issue Date: 04-MAY-2022

Scale: 1/8" = 1'-0"

Checked By: PR

Drawn By: TL

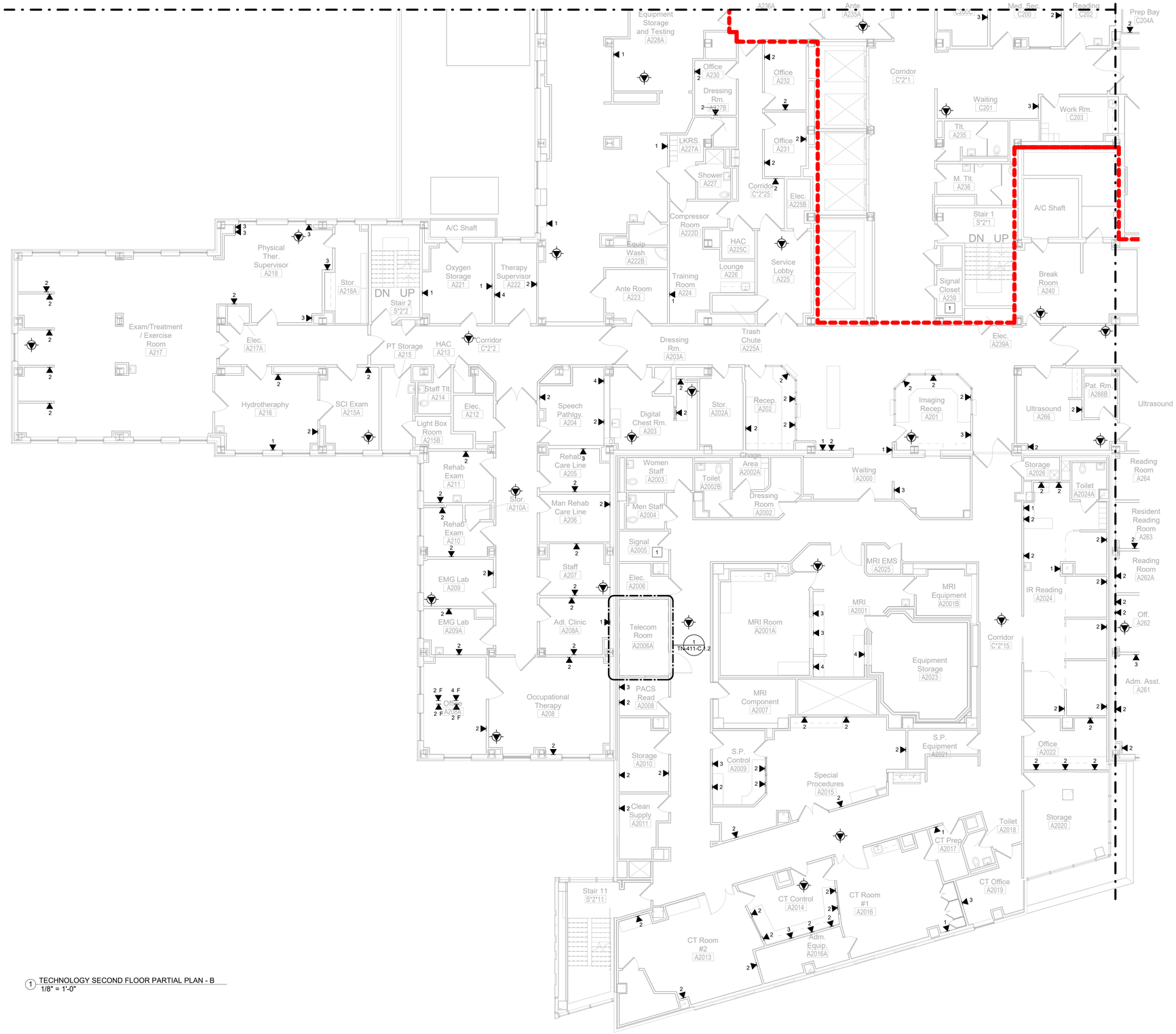


1 TECHNOLOGY SECOND FLOOR PARTIAL PLAN - B
1/8" = 1'-0"

## GENERAL NOTES:

1. REFER TO SHEET T-000 FOR GENERAL NOTES AND LEGENDS.
2. CONTRACTOR SHALL INSTALL BACKBONE RISER SLEEVES OF THE SIZE AS INDICATED ON THE PLANS. REFER TO SECTION 27 15 00 COMMUNICATIONS STRUCTURED CABLING AND SECTION 27 05 33 RACEWAYS AND BOXES FOR COMMUNICATIONS SYSTEMS.
3. CONTRACTOR SHALL X-RAY CONCRETE FLOOR BEFORE CORE DRILLING. CONTRACTOR SHALL COORDINATE WITH THE COR BEFORE BEGINNING DRILLING.
4. CONTRACTOR SHALL FIRESTOP RISER SLEEVES AND EMPTY SPARE RISER SLEEVES. REFER TO SECTION 07 84 00 FIRESTOPPING.
5. CONTRACTOR SHALL INSTALL AN VERTICAL LADDER TYPE CABLE TRAY ON THE WALL ABOVE THE VERTICAL RISER SLEEVES FOR BACKBONE CABLE SUPPORT AS INDICATED ON THE PLANS. THE CABLE TRAY SHALL BE SECURELY ANCHORED TO THE WALL SUFFICIENT TO SUPPORT THE TOTAL WEIGHT OF CABLES AND CABLE TRAY PLUS 50%.
6. CONTRACTOR SHALL INSTALL CABLE SUPPORTS SUFFICIENT TO SUPPORT COMMUNICATIONS CABLES ON THE VERTICAL CABLE TRAY WITHOUT DAMAGING OR DEFORMING THE CABLE.
7. CONTRACTOR SHALL LABEL EACH CABLE AT 42 INCHES A.F.F. ON EACH FLOOR. REFER TO SECTION 27 15 00 COMMUNICATIONS STRUCTURED CABLING.
8. CONTRACTOR SHALL INSTALL NEW J-HOOKS WHERE THERE IS NO CABLE TRAY OR COMMUNICATIONS CONDUIT UNLESS OTHERWISE NOTED.
9. CONTRACTOR SHALL INSTALL NEW CATEGORY 6A PATCH PANELS IN THE TELECOMMUNICATION ROOM AS INDICATED ON RACK ELEVATIONS.
10. CONTRACTOR SHALL RE-TERMINATE AND TEST CABLING REMOVED FROM ANY WALL MOUNT EQUIPMENT UNLESS OTHERWISE NOTED. TESTING SHALL BE PERFORMED BY THE CONTRACTOR DURING COMMISSIONING.
11. CONTRACTOR SHALL INSTALL NEW CATEGORY 6A TELECOMMUNICATIONS/DATA OUTLET AS INDICATED. EXISTING COMMUNICATION OUTLET BOXES AND CONDUITS TO BE REUSED.
12. CONTRACTOR SHALL REPLACE ALL DATA CABLE WITH NEW CATEGORY 6A CABLE UNLESS OTHERWISE NOTED.
13. CONTRACTOR SHALL TERMINATE COMMUNICATIONS CABLES WITH NEW CATEGORY MODULAR JACKS TO MATCH THE COMMUNICATION CABLE PERFORMANCE SPECIFICATIONS. NEW MODULAR JACKS SHALL BE OF THE SAME MANUFACTURER AS THE FACE PLATES, PATCH PANELS, AND PATCH CABLES.
14. CONTRACTOR SHALL INSTALL NEW CATEGORY 6A CABLES AND CONNECTIVITY COMPONENTS THAT ARE OF THE SAME MANUFACTURER, INCLUDING CABLE, MODULAR JACKS, PATCH PANELS, FACEPLATES, AND PATCH CABLES.
15. CONTRACTOR SHALL TEST ALL NEW AND EXISTING RE-TERMINATED CABLES IN ACCORDANCE WITH THE SPECIFICATION 27 08 00.

## # KEYED NOTES:

1. EXISTING TELECOMMUNICATIONS ROOM.
2. EXISTING CONDITIONS WERE NOT OBSERVED. DATA SHOWN IN ROOM IS AN ESTIMATE OF WHAT WILL BE REQUIRED.

TRUE NORTH PLAN NORTH

KEYPLAN (A, B, C, D)

| Description | Date |
|---|---|
| | |

CONSULTANT

Ross&Baruzzini

**LOW VOLTAGE/ IT**
Ross & Baruzzini Inc.
1600 Riveredge Parkway NW
Suite 900
Atlanta, GA 30328

PROJECT MANAGEMENT

HFS COMPANY
8718 Botts Lane
San Antonio, Texas 78217
www.hfscompany.com
jbianco@hfscompany.com
Phone: (210) 816-4784
Fax: (210) 881-6808

REGISTERED COMMUNICATIONS DISTRIBUTION DESIGNER BICSI Paul Remka BICSI ID # 124731 EXPIRES 12-31-22 RCDD

Construction and Facilities Management

VA U.S. Department of Veterans Affairs

Drawing Title: TECHNOLOGY SECOND FLOOR PARTIAL PLAN - B

Approved: Project Director

Phase: 100% CONSTRUCTION DOCUMENTS

FULLY SPRINKLERED

Project Title: CINCINNATI VAMC EHRM INFRASTRUCTURE UPGRADES

Location: 3200 VINE ST. CINCINNATI, OH. 45220

Issue Date: 04-MAY-2022

Scale: 1/8" = 1'-0"

Checked By: PR

Drawn By: TL

Project Number: 539-21-701

Building Number: C1

Drawing Number: TN-132-C.1.2

1 TECHNOLOGY SECOND FLOOR PARTIAL PLAN - C
1/8" = 1'-0"

## GENERAL NOTES:

1. REFER TO SHEET T-000 FOR GENERAL NOTES AND LEGENDS.
2. CONTRACTOR SHALL INSTALL BACKBONE RISER SLEEVES OF THE SIZE AS INDICATED ON THE PLANS. REFER TO SECTION 27 15 00 COMMUNICATIONS STRUCTURED CABLING AND SECTION 27 05 33 RACEWAYS AND BOXES FOR COMMUNICATIONS SYSTEMS.
3. CONTRACTOR SHALL X-RAY CONCRETE FLOOR BEFORE CORE DRILLING. CONTRACTOR SHALL COORDINATE WITH THE COR BEFORE BEGINNING DRILLING.
4. CONTRACTOR SHALL FIRESTOP RISER SLEEVES AND EMPTY SPARE RISER SLEEVES. REFER TO SECTION 07 84 00 FIRESTOPPING.
5. CONTRACTOR SHALL INSTALL AN VERTICAL LADDER TYPE CABLE TRAY ON THE WALL ABOVE THE VERTICAL RISER SLEEVES FOR BACKBONE CABLE SUPPORT AS INDICATED ON THE PLANS. THE CABLE TRAY SHALL BE SECURELY ANCHORED TO THE WALL SUFFICIENT TO SUPPORT THE TOTAL WEIGHT OF CABLES AND CABLE TRAY PLUS 50%.
6. CONTRACTOR SHALL INSTALL CABLE SUPPORTS SUFFICIENT TO SUPPORT COMMUNICATIONS CABLES ON THE VERTICAL CABLE TRAY WITHOUT DAMAGING OR DEFORMING THE CABLE.
7. CONTRACTOR SHALL LABEL EACH CABLE AT 42 INCHES A.F.F. ON EACH FLOOR. REFER TO SECTION 27 15 00 COMMUNICATIONS STRUCTURED CABLING.
8. CONTRACTOR SHALL INSTALL NEW J-HOOKS WHERE THERE IS NO CABLE TRAY OR COMMUNICATIONS CONDUIT UNLESS OTHERWISE NOTED.
9. CONTRACTOR SHALL INSTALL NEW CATEGORY 6A PATCH PANELS IN THE TELECOMMUNICATION ROOM AS INDICATED ON RACK ELEVATIONS.
10. CONTRACTOR SHALL RE-TERMINATE AND TEST CABLING REMOVED FROM ANY WALL MOUNT EQUIPMENT UNLESS OTHERWISE NOTED. TESTING SHALL BE PERFORMED BY THE CONTRACTOR DURING COMMISSIONING.
11. CONTRACTOR SHALL INSTALL NEW CATEGORY 6A TELECOMMUNICATIONS/DATA OUTLET AS INDICATED. EXISTING COMMUNICATION OUTLET BOXES AND CONDUITS TO BE REUSED.
12. CONTRACTOR SHALL REPLACE ALL DATA CABLE WITH NEW CATEGORY 6A CABLE UNLESS OTHERWISE NOTED.
13. CONTRACTOR SHALL TERMINATE COMMUNICATIONS CABLES WITH NEW CATEGORY MODULAR JACKS TO MATCH THE COMMUNICATION CABLE PERFORMANCE SPECIFICATIONS. NEW MODULAR JACKS SHALL BE OF THE SAME MANUFACTURER AS THE FACE PLATES, PATCH PANELS, AND PATCH CABLES.
14. CONTRACTOR SHALL INSTALL NEW CATEGORY 6A CABLES AND CONNECTIVITY COMPONENTS THAT ARE OF THE SAME MANUFACTURER, INCLUDING CABLE, MODULAR JACKS, PATCH PANELS, FACEPLATES, AND PATCH CABLES.
15. CONTRACTOR SHALL TEST ALL NEW AND EXISTING RE-TERMINATED CABLES IN ACCORDANCE WITH THE SPECIFICATION 27 08 00.

## # KEYED NOTES:

1. EXISTING TELECOMMUNICATIONS ROOM.
2. EXISTING CONDITIONS WERE NOT OBSERVED. DATA SHOWN IN ROOM IS AN ESTIMATE OF WHAT WILL BE REQUIRED.

TRUE NORTH PLAN NORTH

KEYPLAN

| Description | Date |
|---|---|
| | |

CONSULTANT

Ross&Baruzzini

**LOW VOLTAGE/ IT**
Ross & Baruzzini Inc.
1600 Riveredge Parkway NW
Suite 900
Atlanta, GA 30328

PROJECT MANAGEMENT

HFS COMPANY

8718 Botts Lane
San Antonio, Texas 78217
www.hfscompany.com
jbianco@hfscompany.com
Phone: (210) 816-4784
Fax: (210) 881-6808

REGISTERED COMMUNICATIONS DISTRIBUTION DESIGNER BICSI Paul Remke BICSI ID # 324731 EXPIRES 12-31-25 RCDD

Construction and Facilities Management

VA U.S. Department of Veterans Affairs

| | | | |
|---|---|---|---|
| Drawing Title: TECHNOLOGY SECOND FLOOR PARTIAL PLAN - C | Phase: 100% CONSTRUCTION DOCUMENTS | Project Title: CINCINNATI VAMC EHRM INFRASTRUCTURE UPGRADES | Project Number: 539-21-701 |
| | | | Building Number: C1 |
| Approved: Project Director | FULLY SPRINKLERED | Location: 3200 VINE ST. CINCINNATI, OH. 45220 | Drawing Number: TN-133-C.1.2 |
| | | Issue Date: 04-MAY-2022 / Scale: 1/8" = 1'-0" | Checked By: PR / Drawn By: TL |

1 TECHNOLOGY SECOND FLOOR PARTIAL PLAN - D
1/8" = 1'-0"

## GENERAL NOTES:

1. REFER TO SHEET T-000 FOR GENERAL NOTES AND LEGENDS.
2. CONTRACTOR SHALL INSTALL BACKBONE RISER SLEEVES OF THE SIZE AS INDICATED ON THE PLANS. REFER TO SECTION 27 15 00 COMMUNICATIONS STRUCTURED CABLING AND SECTION 27 05 33 RACEWAYS AND BOXES FOR COMMUNICATIONS SYSTEMS.
3. CONTRACTOR SHALL X-RAY CONCRETE FLOOR BEFORE CORE DRILLING. CONTRACTOR SHALL COORDINATE WITH THE COR BEFORE BEGINNING DRILLING.
4. CONTRACTOR SHALL FIRESTOP RISER SLEEVES AND EMPTY SPARE RISER SLEEVES. REFER TO SECTION 07 84 00 FIRESTOPPING.
5. CONTRACTOR SHALL INSTALL AN VERTICAL LADDER TYPE CABLE TRAY ON THE WALL ABOVE THE VERTICAL RISER SLEEVES FOR BACKBONE CABLE SUPPORT AS INDICATED ON THE PLANS. THE CABLE TRAY SHALL BE SECURELY ANCHORED TO THE WALL SUFFICIENT TO SUPPORT THE TOTAL WEIGHT OF CABLES AND CABLE TRAY PLUS 50%.
6. CONTRACTOR SHALL INSTALL CABLE SUPPORTS SUFFICIENT TO SUPPORT COMMUNICATIONS CABLES ON THE VERTICAL CABLE TRAY WITHOUT DAMAGING OR DEFORMING THE CABLE.
7. CONTRACTOR SHALL LABEL EACH CABLE AT 42 INCHES A.F.F. ON EACH FLOOR. REFER TO SECTION 27 15 00 COMMUNICATIONS STRUCTURED CABLING.
8. CONTRACTOR SHALL INSTALL NEW J-HOOKS WHERE THERE IS NO CABLE TRAY OR COMMUNICATIONS CONDUIT UNLESS OTHERWISE NOTED.
9. CONTRACTOR SHALL INSTALL NEW CATEGORY 6A PATCH PANELS IN THE TELECOMMUNICATION ROOM AS INDICATED ON RACK ELEVATIONS.
10. CONTRACTOR SHALL RE-TERMINATE AND TEST CABLING REMOVED FROM ANY WALL MOUNT EQUIPMENT UNLESS OTHERWISE NOTED. TESTING SHALL BE PERFORMED BY THE CONTRACTOR DURING COMMISSIONING.
11. CONTRACTOR SHALL INSTALL NEW CATEGORY 6A TELECOMMUNICATIONS/DATA OUTLET AS INDICATED. EXISTING COMMUNICATION OUTLET BOXES AND CONDUITS TO BE REUSED.
12. CONTRACTOR SHALL REPLACE ALL DATA CABLE WITH NEW CATEGORY 6A CABLE UNLESS OTHERWISE NOTED.
13. CONTRACTOR SHALL TERMINATE COMMUNICATIONS CABLES WITH NEW CATEGORY MODULAR JACKS TO MATCH THE COMMUNICATION CABLE PERFORMANCE SPECIFICATIONS. NEW MODULAR JACKS SHALL BE OF THE SAME MANUFACTURER AS THE FACE PLATES, PATCH PANELS, AND PATCH CABLES.
14. CONTRACTOR SHALL INSTALL NEW CATEGORY 6A CABLES AND CONNECTIVITY COMPONENTS THAT ARE OF THE SAME MANUFACTURER, INCLUDING CABLE, MODULAR JACKS, PATCH PANELS, FACEPLATES, AND PATCH CABLES.
15. CONTRACTOR SHALL TEST ALL NEW AND EXISTING RE-TERMINATED CABLES IN ACCORDANCE WITH THE SPECIFICATION 27 08 00.

## # KEYED NOTES:

1. EXISTING TELECOMMUNICATIONS ROOM.
2. EXISTING CONDITIONS WERE NOT OBSERVED. DATA SHOWN IN ROOM IS AN ESTIMATE OF WHAT WILL BE REQUIRED.

TRUE NORTH PLAN NORTH

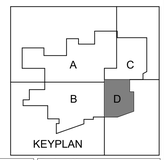


| Description | Date |
|---|---|
| | |

CONSULTANT

Ross&Baruzzini

**LOW VOLTAGE/ IT**
Ross & Baruzzini Inc.
1600 Riveredge Parkway NW
Suite 900
Atlanta, GA 30328

PROJECT MANAGEMENT

HFS COMPANY

8718 Botts Lane
San Antonio, Texas 78217
www.hfscompany.com
jbianco@hfscompany.com
Phone: (210) 816-4784
Fax: (210) 881-6808

REGISTERED COMMUNICATIONS DISTRIBUTION DESIGNER BICSI Paul Remley BICSI ID # 124735 Expires 12-31-22 RCDD

Construction and Facilities Management

VA U.S. Department of Veterans Affairs

Drawing Title: TECHNOLOGY SECOND FLOOR PARTIAL PLAN - D

Approved: Project Director

Phase: 100% CONSTRUCTION DOCUMENTS

FULLY SPRINKLERED

Project Title: CINCINNATI VAMC EHRM INFRASTRUCTURE UPGRADES

Location: 3200 VINE ST. CINCINNATI, OH. 45220

Issue Date: 04-MAY-2022

Scale: 1/8" = 1'-0"

Checked By: PR

Drawn By: TL

Project Number: 539-21-701

Building Number: C1

Drawing Number: TN-134-C.1.2

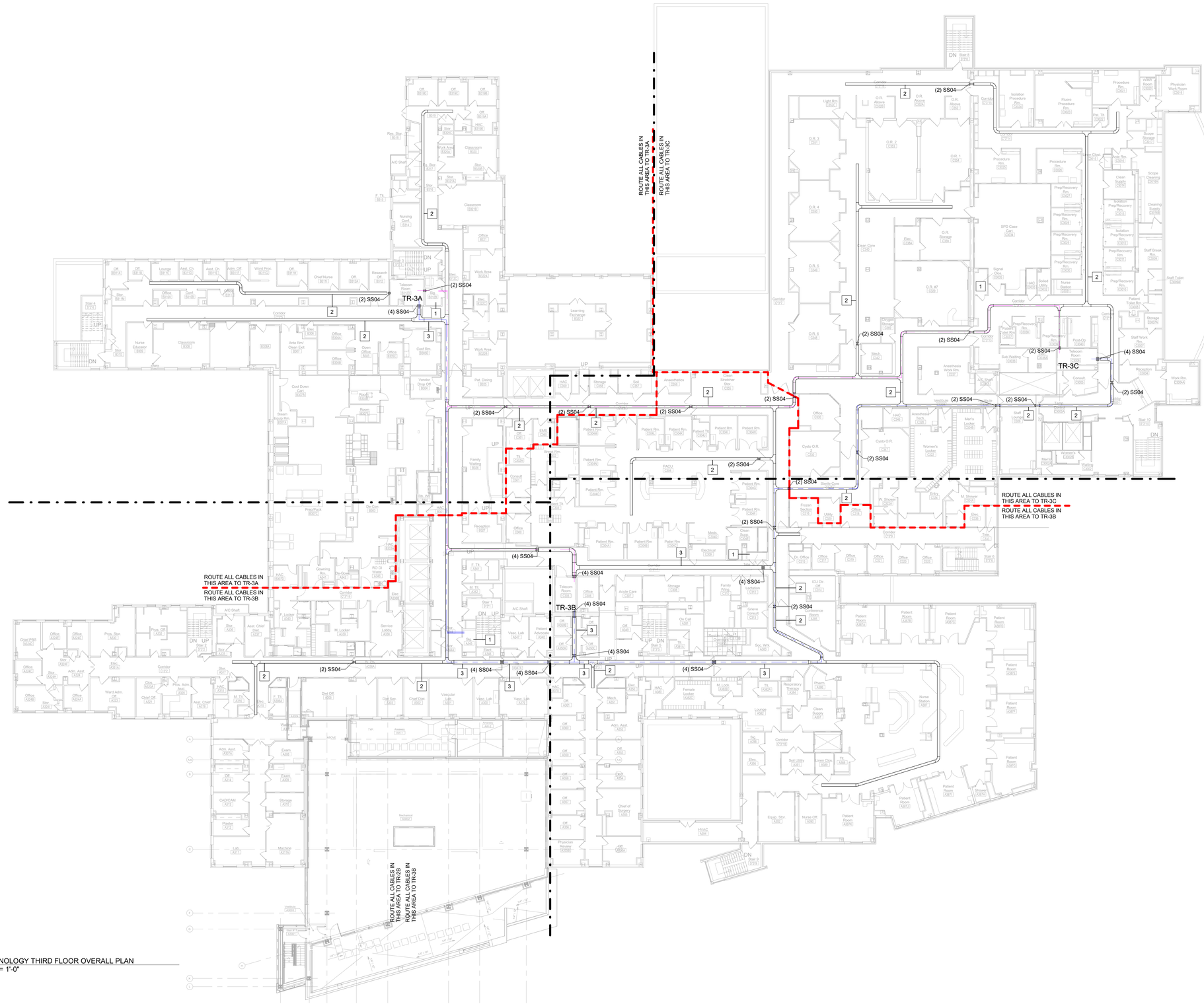


1 TECHNOLOGY THIRD FLOOR OVERALL PLAN
1/16" = 1'-0"

## GENERAL NOTES:

1. REFER TO SHEET T-000 FOR GENERAL NOTES AND LEGENDS.
2. CONTRACTOR SHALL INSTALL BACKBONE RISER SLEEVES OF THE SIZE AS INDICATED ON THE PLANS. REFER TO SECTION 27 15 00 COMMUNICATIONS STRUCTURED CABLING AND SECTION 27 05 33 RACEWAYS AND BOXES FOR COMMUNICATIONS SYSTEMS.
3. CONTRACTOR SHALL X-RAY CONCRETE FLOOR BEFORE CORE DRILLING. CONTRACTOR SHALL COORDINATE WITH THE COR BEFORE BEGINNING DRILLING.
4. CONTRACTOR SHALL FIRESTOP RISER SLEEVES AND EMPTY SPARE RISER SLEEVES. REFER TO SECTION 07 84 00 FIRESTOPPING.
5. CONTRACTOR SHALL INSTALL AN VERTICAL LADDER TYPE CABLE TRAY ON THE WALL ABOVE THE VERTICAL RISER SLEEVES FOR BACKBONE CABLE SUPPORT AS INDICATED ON THE PLANS. THE CABLE TRAY SHALL BE SECURELY ANCHORED TO THE WALL SUFFICIENT TO SUPPORT THE TOTAL WEIGHT OF CABLES AND CABLE TRAY PLUS 50%.
6. CONTRACTOR SHALL INSTALL CABLE SUPPORTS SUFFICIENT TO SUPPORT COMMUNICATIONS CABLES ON THE VERTICAL CABLE TRAY WITHOUT DAMAGING OR DEFORMING THE CABLE.
7. CONTRACTOR SHALL LABEL EACH CABLE AT 42 INCHES A.F.F. ON EACH FLOOR. REFER TO SECTION 27 15 00 COMMUNICATIONS STRUCTURED CABLING.
8. CONTRACTOR SHALL INSTALL NEW J-HOOKS WHERE THERE IS NO CABLE TRAY OR COMMUNICATIONS CONDUIT UNLESS OTHERWISE NOTED.
9. CONTRACTOR SHALL INSTALL NEW CATEGORY 6A PATCH PANELS IN THE TELECOMMUNICATION ROOM AS INDICATED ON RACK ELEVATIONS.
10. CONTRACTOR SHALL RE-TERMINATE AND TEST CABLING REMOVED FROM ANY WALL MOUNT EQUIPMENT UNLESS OTHERWISE NOTED. TESTING SHALL BE PERFORMED BY THE CONTRACTOR DURING COMMISSIONING.
11. CONTRACTOR SHALL INSTALL NEW CATEGORY 6A TELECOMMUNICATIONS/DATA OUTLET AS INDICATED. EXISTING COMMUNICATION OUTLET BOXES AND CONDUITS TO BE REUSED.
12. CONTRACTOR SHALL REPLACE ALL DATA CABLE WITH NEW CATEGORY 6A CABLE UNLESS OTHERWISE NOTED.
13. CONTRACTOR SHALL TERMINATE COMMUNICATIONS CABLES WITH NEW CATEGORY MODULAR JACKS TO MATCH THE COMMUNICATION CABLE PERFORMANCE SPECIFICATIONS. NEW MODULAR JACKS SHALL BE OF THE SAME MANUFACTURER AS THE FACE PLATES, PATCH PANELS, AND PATCH CABLES.
14. CONTRACTOR SHALL INSTALL NEW CATEGORY 6A CABLES AND CONNECTIVITY COMPONENTS THAT ARE OF THE SAME MANUFACTURER, INCLUDING CABLE, MODULAR JACKS, PATCH PANELS, FACEPLATES, AND PATCH CABLES.
15. CONTRACTOR SHALL TEST ALL NEW AND EXISTING RE-TERMINATED CABLES IN ACCORDANCE WITH THE SPECIFICATION 27 08 00.

## # KEYED NOTES:

1. EXISTING TELECOMMUNICATIONS ROOM.
2. 12 INCH X 4 INCH WIRE MESH CABLE TRAY
3. 18 INCH X 4 INCH WIRE MESH CABLE TRAY

TRUE NORTH PLAN NORTH

KEYPLAN

| Description | Date |
|---|---|
| | |

CONSULTANT

**Ross&Baruzzini**

**LOW VOLTAGE/ IT**
Ross & Baruzzini Inc.
1600 Riveredge Parkway NW
Suite 900
Atlanta, GA 30328

PROJECT MANAGEMENT

HFS COMPANY
8718 Botts Lane
San Antonio, Texas 78217
www.hfscompany.com
jbianco@hfscompany.com
Phone: (210) 816-4784
Fax: (210) 881-6808

REGISTERED COMMUNICATIONS DISTRIBUTION DESIGNER BICSI Paul Tomka BICSI ID 312473 Expires 12-31-22 RCDD

Construction and Facilities Management

VA U.S. Department of Veterans Affairs

| | | | | |
|---|---|---|---|---|
| Drawing Title: TECHNOLOGY THIRD FLOOR OVERALL PLAN | Phase: 100% CONSTRUCTION DOCUMENTS | Project Title: CINCINNATI VAMC EHRM INFRASTRUCTURE UPGRADES | | Project Number: 539-21-701 |
| | | | | Building Number: C1 |
| Approved: Project Director | FULLY SPRINKLERED | Location: 3200 VINE ST. CINCINNATI, OH. 45220 | | Drawing Number: TN-140-C.1.3 |
| | | Issue Date: 04-MAY-2022 | Checked By: PR | Drawn By: TL |
| | | Scale: 1/16" = 1'-0" | | |

1 TECHNOLOGY THIRD FLOOR PARTIAL PLAN - A
1/8" = 1'-0"

## GENERAL NOTES:

1. REFER TO SHEET T-000 FOR GENERAL NOTES AND LEGENDS.
2. CONTRACTOR SHALL INSTALL BACKBONE RISER SLEEVES OF THE SIZE AS INDICATED ON THE PLANS. REFER TO SECTION 27 15 00 COMMUNICATIONS STRUCTURED CABLING AND SECTION 27 05 33 RACEWAYS AND BOXES FOR COMMUNICATIONS SYSTEMS.
3. CONTRACTOR SHALL X-RAY CONCRETE FLOOR BEFORE CORE DRILLING. CONTRACTOR SHALL COORDINATE WITH THE COR BEFORE BEGINNING DRILLING.
4. CONTRACTOR SHALL FIRESTOP RISER SLEEVES AND EMPTY SPARE RISER SLEEVES. REFER TO SECTION 07 84 00 FIRESTOPPING.
5. CONTRACTOR SHALL INSTALL AN VERTICAL LADDER TYPE CABLE TRAY ON THE WALL ABOVE THE VERTICAL RISER SLEEVES FOR BACKBONE CABLE SUPPORT AS INDICATED ON THE PLANS. THE CABLE TRAY SHALL BE SECURELY ANCHORED TO THE WALL SUFFICIENT TO SUPPORT THE TOTAL WEIGHT OF CABLES AND CABLE TRAY PLUS 50%.
6. CONTRACTOR SHALL INSTALL CABLE SUPPORTS SUFFICIENT TO SUPPORT COMMUNICATIONS CABLES ON THE VERTICAL CABLE TRAY WITHOUT DAMAGING OR DEFORMING THE CABLE.
7. CONTRACTOR SHALL LABEL EACH CABLE AT 42 INCHES A.F.F. ON EACH FLOOR. REFER TO SECTION 27 15 00 COMMUNICATIONS STRUCTURED CABLING.
8. CONTRACTOR SHALL INSTALL NEW J-HOOKS WHERE THERE IS NO CABLE TRAY OR COMMUNICATIONS CONDUIT UNLESS OTHERWISE NOTED.
9. CONTRACTOR SHALL INSTALL NEW CATEGORY 6A PATCH PANELS IN THE TELECOMMUNICATION ROOM AS INDICATED ON RACK ELEVATIONS.
10. CONTRACTOR SHALL RE-TERMINATE AND TEST CABLING REMOVED FROM ANY WALL MOUNT EQUIPMENT UNLESS OTHERWISE NOTED. TESTING SHALL BE PERFORMED BY THE CONTRACTOR DURING COMMISSIONING.
11. CONTRACTOR SHALL INSTALL NEW CATEGORY 6A TELECOMMUNICATIONS/DATA OUTLET AS INDICATED. EXISTING COMMUNICATION OUTLET BOXES AND CONDUITS TO BE REUSED.
12. CONTRACTOR SHALL REPLACE ALL DATA CABLE WITH NEW CATEGORY 6A CABLE UNLESS OTHERWISE NOTED.
13. CONTRACTOR SHALL TERMINATE COMMUNICATIONS CABLES WITH NEW CATEGORY MODULAR JACKS TO MATCH THE COMMUNICATION CABLE PERFORMANCE SPECIFICATIONS. NEW MODULAR JACKS SHALL BE OF THE SAME MANUFACTURER AS THE FACE PLATES, PATCH PANELS, AND PATCH CABLES.
14. CONTRACTOR SHALL INSTALL NEW CATEGORY 6A CABLES AND CONNECTIVITY COMPONENTS THAT ARE OF THE SAME MANUFACTURER, INCLUDING CABLE, MODULAR JACKS, PATCH PANELS, FACEPLATES, AND PATCH CABLES.
15. CONTRACTOR SHALL TEST ALL NEW AND EXISTING RE-TERMINATED CABLES IN ACCORDANCE WITH THE SPECIFICATION 27 08 00.

## # KEYED NOTES:

1. EXISTING TELECOMMUNICATIONS ROOM.
2. EXISTING CONDITIONS WERE NOT OBSERVED. DATA SHOWN IN ROOM IS AN ESTIMATE OF WHAT WILL BE REQUIRED.

TRUE NORTH PLAN NORTH

KEYPLAN (A, B, C, D)

| Description | Date |
|---|---|
| | |

**CONSULTANT**

Ross&Baruzzini

**LOW VOLTAGE/ IT**
Ross & Baruzzini Inc.
1600 Riveredge Parkway NW
Suite 900
Atlanta, GA 30328

**PROJECT MANAGEMENT**

HFS COMPANY
8718 Botts Lane
San Antonio, Texas 78217
www.hfscompany.com
jbianco@hfscompany.com
Phone: (210) 816-4784
Fax: (210) 881-6808

REGISTERED COMMUNICATIONS DISTRIBUTION DESIGNER RCDD BICSI Paul Remka BICSI ID # 324731 EXPIRES 12-31-23

Construction and Facilities Management

VA U.S. Department of Veterans Affairs

| | |
|---|---|
| Drawing Title | TECHNOLOGY THIRD FLOOR PARTIAL PLAN - A |
| Approved: Project Director | |
| Phase | 100% CONSTRUCTION DOCUMENTS |
| | FULLY SPRINKLERED |
| Project Title | CINCINNATI VAMC EHRM INFRASTRUCTURE UPGRADES |
| Location | 3200 VINE ST. CINCINNATI, OH. 45220 |
| Issue Date: | 04-MAY-2022 |
| Scale: | 1/8" = 1'-0" |
| Checked By: | PR |
| Drawn By: | TL |
| Project Number | 539-21-701 |
| Building Number | C1 |
| Drawing Number | TN-141-C.1.3 |

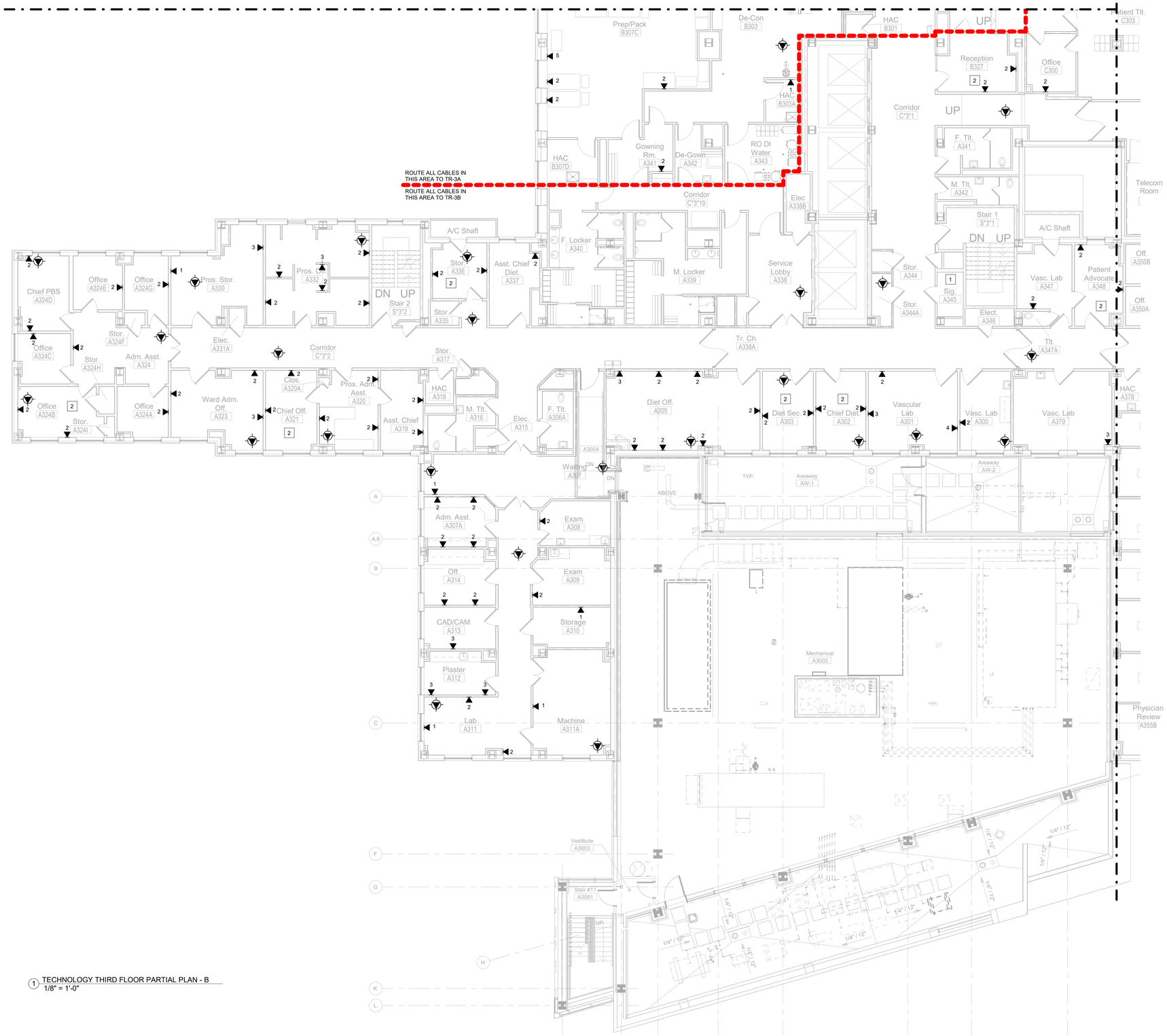


1 TECHNOLOGY THIRD FLOOR PARTIAL PLAN - B
1/8" = 1'-0"

## GENERAL NOTES:

1. REFER TO SHEET T-000 FOR GENERAL NOTES AND LEGENDS.
2. CONTRACTOR SHALL INSTALL BACKBONE RISER SLEEVES OF THE SIZE AS INDICATED ON THE PLANS. REFER TO SECTION 27 15 00 COMMUNICATIONS STRUCTURED CABLING AND SECTION 27 05 33 RACEWAYS AND BOXES FOR COMMUNICATIONS SYSTEMS.
3. CONTRACTOR SHALL X-RAY CONCRETE FLOOR BEFORE CORE DRILLING. CONTRACTOR SHALL COORDINATE WITH THE COR BEFORE BEGINNING DRILLING.
4. CONTRACTOR SHALL FIRESTOP RISER SLEEVES AND EMPTY SPARE RISER SLEEVES. REFER TO SECTION 07 84 00 FIRESTOPPING.
5. CONTRACTOR SHALL INSTALL AN VERTICAL LADDER TYPE CABLE TRAY ON THE WALL ABOVE THE VERTICAL RISER SLEEVES FOR BACKBONE CABLE SUPPORT AS INDICATED ON THE PLANS. THE CABLE TRAY SHALL BE SECURELY ANCHORED TO THE WALL SUFFICIENT TO SUPPORT THE TOTAL WEIGHT OF CABLES AND CABLE TRAY PLUS 50%.
6. CONTRACTOR SHALL INSTALL CABLE SUPPORTS SUFFICIENT TO SUPPORT COMMUNICATIONS CABLES ON THE VERTICAL CABLE TRAY WITHOUT DAMAGING OR DEFORMING THE CABLE.
7. CONTRACTOR SHALL LABEL EACH CABLE AT 42 INCHES A.F.F. ON EACH FLOOR. REFER TO SECTION 27 15 00 COMMUNICATIONS STRUCTURED CABLING.
8. CONTRACTOR SHALL INSTALL NEW J-HOOKS WHERE THERE IS NO CABLE TRAY OR COMMUNICATIONS CONDUIT UNLESS OTHERWISE NOTED.
9. CONTRACTOR SHALL INSTALL NEW CATEGORY 6A PATCH PANELS IN THE TELECOMMUNICATION ROOM AS INDICATED ON RACK ELEVATIONS.
10. CONTRACTOR SHALL RE-TERMINATE AND TEST CABLING REMOVED FROM ANY WALL MOUNT EQUIPMENT UNLESS OTHERWISE NOTED. TESTING SHALL BE PERFORMED BY THE CONTRACTOR DURING COMMISSIONING.
11. CONTRACTOR SHALL INSTALL NEW CATEGORY 6A TELECOMMUNICATIONS/DATA OUTLET AS INDICATED. EXISTING COMMUNICATION OUTLET BOXES AND CONDUITS TO BE REUSED.
12. CONTRACTOR SHALL REPLACE ALL DATA CABLE WITH NEW CATEGORY 6A CABLE UNLESS OTHERWISE NOTED.
13. CONTRACTOR SHALL TERMINATE COMMUNICATIONS CABLES WITH NEW CATEGORY MODULAR JACKS TO MATCH THE COMMUNICATION CABLE PERFORMANCE SPECIFICATIONS. NEW MODULAR JACKS SHALL BE OF THE SAME MANUFACTURER AS THE FACE PLATES, PATCH PANELS, AND PATCH CABLES.
14. CONTRACTOR SHALL INSTALL NEW CATEGORY 6A CABLES AND CONNECTIVITY COMPONENTS THAT ARE OF THE SAME MANUFACTURER, INCLUDING CABLE, MODULAR JACKS, PATCH PANELS, FACEPLATES, AND PATCH CABLES.
15. CONTRACTOR SHALL TEST ALL NEW AND EXISTING RE-TERMINATED CABLES IN ACCORDANCE WITH THE SPECIFICATION 27 08 00.

## # KEYED NOTES:

1. EXISTING TELECOMMUNICATIONS ROOM.
2. EXISTING CONDITIONS WERE NOT OBSERVED. DATA SHOWN IN ROOM IS AN ESTIMATE OF WHAT WILL BE REQUIRED.

TRUE NORTH PLAN NORTH

KEYPLAN (A, B, C, D)

| Description | Date |
|---|---|
| | |

CONSULTANT

Ross&Baruzzini

**LOW VOLTAGE/ IT**
Ross & Baruzzini Inc.
1600 Riveredge Parkway NW
Suite 900
Atlanta, GA 30328

PROJECT MANAGEMENT

HFS COMPANY

8718 Botts Lane
San Antonio, Texas 78217
www.hfscompany.com
jbianco@hfscompany.com
Phone: (210) 816-4784
Fax: (210) 881-6808

REGISTERED COMMUNICATIONS DISTRIBUTION DESIGNER BICSI Paul Remke DICSLLC0 9124735 Expires 12-31-22 RCDD

Construction and Facilities Management

VA U.S. Department of Veterans Affairs

| | |
|---|---|
| Drawing Title: TECHNOLOGY THIRD FLOOR PARTIAL PLAN - B | Phase: 100% CONSTRUCTION DOCUMENTS |
| Approved: Project Director | FULLY SPRINKLERED |

| | |
|---|---|
| Project Title: CINCINNATI VAMC EHRM INFRASTRUCTURE UPGRADES | Project Number: 539-21-701 |
| | Building Number: C1 |
| Location: 3200 VINE ST. CINCINNATI, OH. 45220 | Drawing Number: TN-142-C.1.3 |
| Issue Date: 04-MAY-2022 | Checked By: PR |
| Scale: 1/8" = 1'-0" | Drawn By: TL |

1 TECHNOLOGY THIRD FLOOR PARTIAL PLAN - C
1/8" = 1'-0"

## GENERAL NOTES:

1. REFER TO SHEET T-000 FOR GENERAL NOTES AND LEGENDS.
2. CONTRACTOR SHALL INSTALL BACKBONE RISER SLEEVES OF THE SIZE AS INDICATED ON THE PLANS. REFER TO SECTION 27 15 00 COMMUNICATIONS STRUCTURED CABLING AND SECTION 27 05 33 RACEWAYS AND BOXES FOR COMMUNICATIONS SYSTEMS.
3. CONTRACTOR SHALL X-RAY CONCRETE FLOOR BEFORE CORE DRILLING. CONTRACTOR SHALL COORDINATE WITH THE COR BEFORE BEGINNING DRILLING.
4. CONTRACTOR SHALL FIRESTOP RISER SLEEVES AND EMPTY SPARE RISER SLEEVES. REFER TO SECTION 07 84 00 FIRESTOPPING.
5. CONTRACTOR SHALL INSTALL AN VERTICAL LADDER TYPE CABLE TRAY ON THE WALL ABOVE THE VERTICAL RISER SLEEVES FOR BACKBONE CABLE SUPPORT AS INDICATED ON THE PLANS. THE CABLE TRAY SHALL BE SECURELY ANCHORED TO THE WALL SUFFICIENT TO SUPPORT THE TOTAL WEIGHT OF CABLES AND CABLE TRAY PLUS 50%.
6. CONTRACTOR SHALL INSTALL CABLE SUPPORTS SUFFICIENT TO SUPPORT COMMUNICATIONS CABLES ON THE VERTICAL CABLE TRAY WITHOUT DAMAGING OR DEFORMING THE CABLE.
7. CONTRACTOR SHALL LABEL EACH CABLE AT 42 INCHES A.F.F. ON EACH FLOOR. REFER TO SECTION 27 15 00 COMMUNICATIONS STRUCTURED CABLING.
8. CONTRACTOR SHALL INSTALL NEW J-HOOKS WHERE THERE IS NO CABLE TRAY OR COMMUNICATIONS CONDUIT UNLESS OTHERWISE NOTED.
9. CONTRACTOR SHALL INSTALL NEW CATEGORY 6A PATCH PANELS IN THE TELECOMMUNICATION ROOM AS INDICATED ON RACK ELEVATIONS.
10. CONTRACTOR SHALL RE-TERMINATE AND TEST CABLING REMOVED FROM ANY WALL MOUNT EQUIPMENT UNLESS OTHERWISE NOTED. TESTING SHALL BE PERFORMED BY THE CONTRACTOR DURING COMMISSIONING.
11. CONTRACTOR SHALL INSTALL NEW CATEGORY 6A TELECOMMUNICATIONS/DATA OUTLET AS INDICATED. EXISTING COMMUNICATION OUTLET BOXES AND CONDUITS TO BE REUSED.
12. CONTRACTOR SHALL REPLACE ALL DATA CABLE WITH NEW CATEGORY 6A CABLE UNLESS OTHERWISE NOTED.
13. CONTRACTOR SHALL TERMINATE COMMUNICATIONS CABLES WITH NEW CATEGORY MODULAR JACKS TO MATCH THE COMMUNICATION CABLE PERFORMANCE SPECIFICATIONS. NEW MODULAR JACKS SHALL BE OF THE SAME MANUFACTURER AS THE FACE PLATES, PATCH PANELS, AND PATCH CABLES.
14. CONTRACTOR SHALL INSTALL NEW CATEGORY 6A CABLES AND CONNECTIVITY COMPONENTS THAT ARE OF THE SAME MANUFACTURER, INCLUDING CABLE, MODULAR JACKS, PATCH PANELS, FACEPLATES, AND PATCH CABLES.
15. CONTRACTOR SHALL TEST ALL NEW AND EXISTING RE-TERMINATED CABLES IN ACCORDANCE WITH THE SPECIFICATION 27 08 00.

## # KEYED NOTES:

1. EXISTING TELECOMMUNICATIONS ROOM.
2. EXISTING CONDITIONS WERE NOT OBSERVED. DATA SHOWN IN ROOM IS AN ESTIMATE OF WHAT WILL BE REQUIRED.

TRUE NORTH PLAN NORTH

KEYPLAN

| Description | Date |
|---|---|
| | |

CONSULTANT

Ross&Baruzzini

**LOW VOLTAGE/ IT**
Ross & Baruzzini Inc.
1600 Riveredge Parkway NW
Suite 900
Atlanta, GA 30328

PROJECT MANAGEMENT

HFS COMPANY

**8718 Botts Lane**
**San Antonio, Texas 78217**
**www.hfscompany.com**
**jbianco@hfscompany.com**
**Phone: (210) 816-4784**
**Fax: (210) 881-6808**

REGISTERED COMMUNICATIONS DISTRIBUTION DESIGNER BICSI Paul Remke BICSI ID # 124731 Expires 12-31-22 RCDD

Construction and Facilities Management

VA U.S. Department of Veterans Affairs

| | |
|---|---|
| Drawing Title: TECHNOLOGY THIRD FLOOR PARTIAL PLAN - C | Phase: 100% CONSTRUCTION DOCUMENTS |
| Approved: Project Director | FULLY SPRINKLERED |

| | |
|---|---|
| Project Title | CINCINNATI VAMC EHRM INFRASTRUCTURE UPGRADES |
| Project Number | 539-21-701 |
| Building Number | C1 |
| Location | 3200 VINE ST. CINCINNATI, OH. 45220 |
| Drawing Number | TN-143-C.1.3 |
| Issue Date: 04-MAY-2022 | |
| Checked By: PR | |
| Drawn By: TL | |
| Scale: 1/8" = 1'-0" | |

1 TECHNOLOGY THIRD FLOOR PARTIAL PLAN - D
1/8" = 1'-0"

## GENERAL NOTES:

1. REFER TO SHEET T-000 FOR GENERAL NOTES AND LEGENDS.
2. CONTRACTOR SHALL INSTALL BACKBONE RISER SLEEVES OF THE SIZE AS INDICATED ON THE PLANS. REFER TO SECTION 27 15 00 COMMUNICATIONS STRUCTURED CABLING AND SECTION 27 05 33 RACEWAYS AND BOXES FOR COMMUNICATIONS SYSTEMS.
3. CONTRACTOR SHALL X-RAY CONCRETE FLOOR BEFORE CORE DRILLING. CONTRACTOR SHALL COORDINATE WITH THE COR BEFORE BEGINNING DRILLING.
4. CONTRACTOR SHALL FIRESTOP RISER SLEEVES AND EMPTY SPARE RISER SLEEVES. REFER TO SECTION 07 84 00 FIRESTOPPING.
5. CONTRACTOR SHALL INSTALL AN VERTICAL LADDER TYPE CABLE TRAY ON THE WALL ABOVE THE VERTICAL RISER SLEEVES FOR BACKBONE CABLE SUPPORT AS INDICATED ON THE PLANS. THE CABLE TRAY SHALL BE SECURELY ANCHORED TO THE WALL SUFFICIENT TO SUPPORT THE TOTAL WEIGHT OF CABLES AND CABLE TRAY PLUS 50%.
6. CONTRACTOR SHALL INSTALL CABLE SUPPORTS SUFFICIENT TO SUPPORT COMMUNICATIONS CABLES ON THE VERTICAL CABLE TRAY WITHOUT DAMAGING OR DEFORMING THE CABLE.
7. CONTRACTOR SHALL LABEL EACH CABLE AT 42 INCHES A.F.F. ON EACH FLOOR. REFER TO SECTION 27 15 00 COMMUNICATIONS STRUCTURED CABLING.
8. CONTRACTOR SHALL INSTALL NEW J-HOOKS WHERE THERE IS NO CABLE TRAY OR COMMUNICATIONS CONDUIT UNLESS OTHERWISE NOTED.
9. CONTRACTOR SHALL INSTALL NEW CATEGORY 6A PATCH PANELS IN THE TELECOMMUNICATION ROOM AS INDICATED ON RACK ELEVATIONS.
10. CONTRACTOR SHALL RE-TERMINATE AND TEST CABLING REMOVED FROM ANY WALL MOUNT EQUIPMENT UNLESS OTHERWISE NOTED. TESTING SHALL BE PERFORMED BY THE CONTRACTOR DURING COMMISSIONING.
11. CONTRACTOR SHALL INSTALL NEW CATEGORY 6A TELECOMMUNICATIONS/DATA OUTLET AS INDICATED. EXISTING COMMUNICATION OUTLET BOXES AND CONDUITS TO BE REUSED.
12. CONTRACTOR SHALL REPLACE ALL DATA CABLE WITH NEW CATEGORY 6A CABLE UNLESS OTHERWISE NOTED.
13. CONTRACTOR SHALL TERMINATE COMMUNICATIONS CABLES WITH NEW CATEGORY MODULAR JACKS TO MATCH THE COMMUNICATION CABLE PERFORMANCE SPECIFICATIONS. NEW MODULAR JACKS SHALL BE OF THE SAME MANUFACTURER AS THE FACE PLATES, PATCH PANELS, AND PATCH CABLES.
14. CONTRACTOR SHALL INSTALL NEW CATEGORY 6A CABLES AND CONNECTIVITY COMPONENTS THAT ARE OF THE SAME MANUFACTURER, INCLUDING CABLE, MODULAR JACKS, PATCH PANELS, FACEPLATES, AND PATCH CABLES.
15. CONTRACTOR SHALL TEST ALL NEW AND EXISTING RE-TERMINATED CABLES IN ACCORDANCE WITH THE SPECIFICATION 27 08 00.

## # KEYED NOTES:

1. EXISTING TELECOMMUNICATIONS ROOM.
2. EXISTING CONDITIONS WERE NOT OBSERVED. DATA SHOWN IN ROOM IS AN ESTIMATE OF WHAT WILL BE REQUIRED.

TRUE NORTH PLAN NORTH

KEYPLAN

| Description | Date |
|---|---|

CONSULTANT

Ross&Baruzzini

**LOW VOLTAGE/ IT**
Ross & Baruzzini Inc.
1600 Riveredge Parkway NW
Suite 900
Atlanta, GA 30328

PROJECT MANAGEMENT

HFS COMPANY

**8718 Botts Lane**
**San Antonio, Texas 78217**
**www.hfscompany.com**
**jbianco@hfscompany.com**
**Phone: (210) 816-4784**
**Fax: (210) 881-6808**

BICSI Paul Remke BICSI ID # 124735 Expires 12-31-22 RCDD

Construction and Facilities Management

VA U.S. Department of Veterans Affairs

**Drawing Title:** TECHNOLOGY THIRD FLOOR PARTIAL PLAN - D

**Approved: Project Director**

**Phase:** 100% CONSTRUCTION DOCUMENTS

FULLY SPRINKLERED

**Project Title:** CINCINNATI VAMC EHRM INFRASTRUCTURE UPGRADES

**Location:** 3200 VINE ST. CINCINNATI, OH. 45220

**Issue Date:** 04-MAY-2022

**Scale:** 1/8" = 1'-0"

**Checked By:** PR

**Drawn By:** TL

**Project Number:** 539-21-701

**Building Number:** C1

**Drawing Number:** TN-144-C.1.3

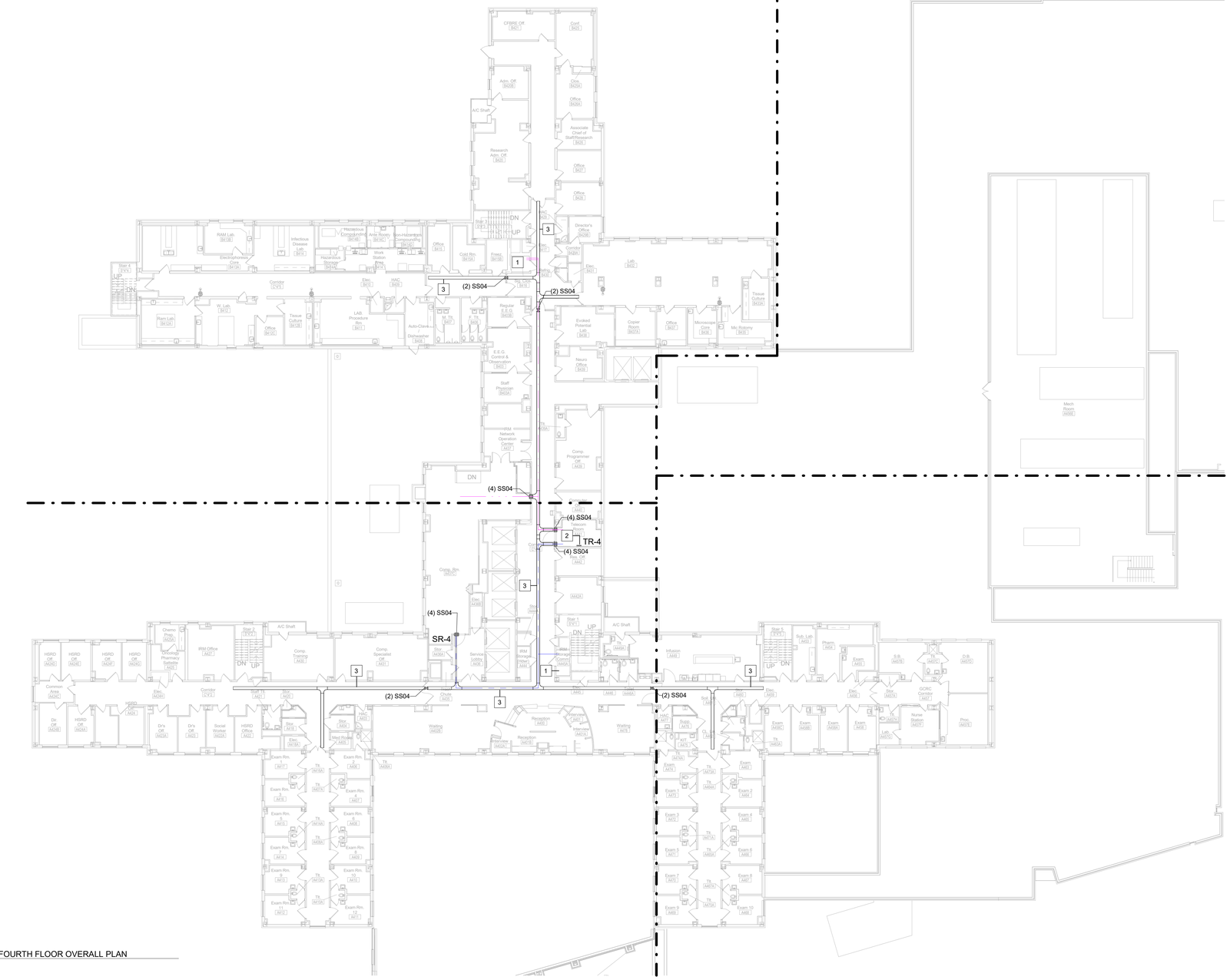


1 TECHNOLOGY FOURTH FLOOR OVERALL PLAN
1/16" = 1'-0"

## GENERAL NOTES:

1. REFER TO SHEET T-000 FOR GENERAL NOTES AND LEGENDS.
2. ALL HORIZONTAL CABLING ON THIS FLOOR TO BE TERMINATED IN TR-4.
3. CONTRACTOR SHALL INSTALL BACKBONE RISER SLEEVES OF THE SIZE AS INDICATED ON THE PLANS. REFER TO SECTION 27 15 00 COMMUNICATIONS STRUCTURED CABLING AND SECTION 27 05 33 RACEWAYS AND BOXES FOR COMMUNICATIONS SYSTEMS.
4. CONTRACTOR SHALL X-RAY CONCRETE FLOOR BEFORE CORE DRILLING. CONTRACTOR SHALL COORDINATE WITH THE COR BEFORE BEGINNING DRILLING.
5. CONTRACTOR SHALL FIRESTOP RISER SLEEVES AND EMPTY SPARE RISER SLEEVES. REFER TO SECTION 07 84 00 FIRESTOPPING.
6. CONTRACTOR SHALL INSTALL AN VERTICAL LADDER TYPE CABLE TRAY ON THE WALL ABOVE THE VERTICAL RISER SLEEVES FOR BACKBONE CABLE SUPPORT AS INDICATED ON THE PLANS. THE CABLE TRAY SHALL BE SECURELY ANCHORED TO THE WALL SUFFICIENT TO SUPPORT THE TOTAL WEIGHT OF CABLES AND CABLE TRAY PLUS 50%.
7. CONTRACTOR SHALL INSTALL CABLE SUPPORTS SUFFICIENT TO SUPPORT COMMUNICATIONS CABLES ON THE VERTICAL CABLE TRAY WITHOUT DAMAGING OR DEFORMING THE CABLE.
8. CONTRACTOR SHALL LABEL EACH CABLE AT 42 INCHES A.F.F. ON EACH FLOOR. REFER TO SECTION 27 15 00 COMMUNICATIONS STRUCTURED CABLING.
9. CONTRACTOR SHALL INSTALL NEW J-HOOKS WHERE THERE IS NO CABLE TRAY OR COMMUNICATIONS CONDUIT UNLESS OTHERWISE NOTED.
10. CONTRACTOR SHALL INSTALL NEW CATEGORY 6A PATCH PANELS IN THE TELECOMMUNICATION ROOM AS INDICATED ON RACK ELEVATIONS.
11. CONTRACTOR SHALL RE-TERMINATE AND TEST CABLING REMOVED FROM ANY WALL MOUNT EQUIPMENT UNLESS OTHERWISE NOTED. TESTING SHALL BE PERFORMED BY THE CONTRACTOR DURING COMMISSIONING.
12. CONTRACTOR SHALL INSTALL NEW CATEGORY 6A TELECOMMUNICATIONS/DATA OUTLET AS INDICATED. EXISTING COMMUNICATION OUTLET BOXES AND CONDUITS TO BE REUSED.
13. CONTRACTOR SHALL REPLACE ALL DATA CABLE WITH NEW CATEGORY 6A CABLE UNLESS OTHERWISE NOTED.
14. CONTRACTOR SHALL TERMINATE COMMUNICATIONS CABLES WITH NEW CATEGORY MODULAR JACKS TO MATCH THE COMMUNICATION CABLE PERFORMANCE SPECIFICATIONS. NEW MODULAR JACKS SHALL BE OF THE SAME MANUFACTURER AS THE FACE PLATES, PATCH PANELS, AND PATCH CABLES.
15. CONTRACTOR SHALL INSTALL NEW CATEGORY 6A CABLES AND CONNECTIVITY COMPONENTS THAT ARE OF THE SAME MANUFACTURER, INCLUDING CABLE, MODULAR JACKS, PATCH PANELS, FACEPLATES, AND PATCH CABLES.
16. CONTRACTOR SHALL TEST ALL NEW AND EXISTING RE-TERMINATED CABLES IN ACCORDANCE WITH THE SPECIFICATION 27 08 00.

## # KEYED NOTES:

1. EXISTING TELECOMMUNICATIONS ROOM.
2. PROVIDE (4) 4" CONDUITS TO TR ON LEVEL ABOVE.
3. 12 INCH X 4 INCH WIRE MESH CABLE TRAY

TRUE NORTH PLAN NORTH

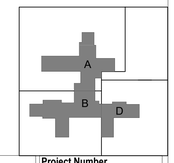


| Description | Date |
|---|---|
| | |

CONSULTANT

Ross&Baruzzini

**LOW VOLTAGE/ IT**
Ross & Baruzzini Inc.
1600 Riveredge Parkway NW
Suite 900
Atlanta, GA 30328

PROJECT MANAGEMENT

HFS COMPANY

**8718 Botts Lane**
**San Antonio, Texas 78217**
**www.hfscompany.com**
**jbianco@hfscompany.com**
**Phone: (210) 816-4784**
**Fax: (210) 881-6808**

REGISTERED COMMUNICATIONS DISTRIBUTION DESIGNER
BICSI
Paul Remke
BICSI ID # 124735
EXPIRES 12-31-21
RCDD

Construction and Facilities Management

VA U.S. Department of Veterans Affairs

**Drawing Title**
TECHNOLOGY FOURTH FLOOR OVERALL PLAN

**Approved: Project Director**

**Phase**
100% CONSTRUCTION DOCUMENTS

FULLY SPRINKLERED

**Project Title**
CINCINNATI VAMC EHRM INFRASTRUCTURE UPGRADES

**Location**
3200 VINE ST. CINCINNATI, OH. 45220

**Issue Date:** 04-MAY-2022
**Scale:** 1/16" = 1'-0"
**Checked By:** PR
**Drawn By:** TL

**Project Number**
539-21-701

**Building Number**
C1

**Drawing Number**
TN-150-C.1.4