



US Army Corps of Engineers®

DESIGNED BY:		ISSUE DATE:	
J. WILSON	NOVEMBER, 2022		
DRAWN BY:		SOLICITATION NO.:	
S. CHEHARDY		981-622-0227	
CHECKED BY:		CONTRACT NO.:	
S. CHEHARDY			
SUBMITTED BY:		FILE NUMBER:	
MSMM		H-4-48511	
SIZE:		ANSI D	

U.S. ARMY CORPS OF ENGINEERS
NEW ORLEANS DISTRICT
7400 LEAKE AVE
NEW ORLEANS, LA 70118

MSMM ENGINEERING, LLC
4640 SOUTH CARROLLTON AVE, SUITE 220
NEW ORLEANS, LA 70119

WATER METER PLANS

SHEET ID


C150

ED-21-032









US Army Corps
of Engineers®

ISSUE DATE:		NOVEMBER, 2022	
DESIGNED BY:	J. WILSON	SOLICITATION NO.:	891622-027
DRAWN BY:	S. CHEHARDY	CONTRACT NO.:	
CHECKED BY:	S. CHEHARDY	FILE NUMBER:	H-4-48511
SUBMITTED BY:	MSMM	SIZE:	ANSI D

U.S. ARMY CORPS OF ENGINEERS
NEW ORLEANS DISTRICT
7400 LEAKE AVE
NEW ORLEANS, LA 70118

MSMM ENGINEERING, LLC
4640 SOUTH CARROLLTON AVE, SUITE 220
NEW ORLEANS, LA 70119

WATER METER PLANS

SHEET ID

C154

ED-21-032

PLA & ACQU #1 DRINKING WATER
INFRASTRUCTURE IMPROVEMENTS - WATER METER REPLACEMENT
ASCENSION PARISH, LA

[illegible]

DRAWN BY:		W912P5224-0027	
E. CURSON BY:		CONTRACT NO.:	
S. CUEHARDY		FILE NUMBER:	
SUBMITTED BY:		H-4-48511	
MSMM		SIZE:	
ANSI D			

ASCENSION PARISH, LA

SHEET ID
C155



**US Army Corps
of Engineers®**

[illegible]

U.S. ARMY CORPS OF ENGINEERS NEW ORLEANS DISTRICT 7400 LEAKE AVE NEW ORLEANS, LA 70118	MSMM ENGINEERING, LLC 4640 SOUTH CARROLLTON AVE., SUITE 220 NEW ORLEANS, LA 70119	ORDER BY: DATED BY: DRAWN BY: E. CURSON CHECKED BY: S. CIEHARY SUBMITTED BY: MSMM SIZE:	NOVEMBER, 2022 SOLICITATION NO.: W812P8-22-R-0027 CONTRACT NO.: FILE NUMBER: H-4-48511
---	---	---	---

PUA & ACUD #1 DRINKING WATER
INFRASTRUCTURE IMPROVEMENTS - WATER METER REPLACEMENT
ASCENSION PARISH, LA

WATER METER PLANS

SHEET ID

C156

ED-21-032

[illegible]

DRAWN BY: E. CURSON 7400 LEAKE AVE NEW ORLEANS, LA 70118	SOLICITATION NO.: W912P6-22-R0027
SUBMITTED BY: S. CUEHARDY MSMM 4640 SOUTH CARROLLTON AVE, SUITE 220 NEW ORLEANS, LA 70119	CONTRACT NO.: H-4-48511
SIZE: ANSI D	

ASCENSION PARISH, LA

HEET ID
C157






7400 LEAKE AVE NEW ORLEANS, LA 70118	DRAWN BY:	W192P26-22-R-0027
	E. CURSON	
	CHECKED BY:	CONTRACT NO.:
	S. CHEHARDY	
	SUBMITTED BY:	FILE NUMBER:
MSMM	H-4-48511	
SIZE:		
4640 SOUTH CARROLLTON AVE, SUITE 220 NEW ORLEANS, LA 70119		

ASCENSION PARISH, LA

SHEET ID
C160



**US Army Corps
of Engineers®**

[illegible]

U.S. ARMY CORPS OF ENGINEERS NEW ORLEANS DISTRICT NEW ORLEANS, LA 70118	DESIGNED BY: J. WILSON	ISSUE DATE: NOVEMBER, 2022
NEW ORLEANS, LA 70118	DRAWN BY: E. CURSON	SOLICITATION NO.: W612P8-22-R-0027
	CHECKED BY:	CONTRACT NO.:
	SUBMITTED BY: MSMM	FILE NUMBER: H4-48511
4640 SOUTH CARROLLTON AVE., SUITE 220 NEW ORLEANS, LA 70119		

PUA & ACUD #1 DRINKING WATER
INFRASTRUCTURE IMPROVEMENTS - WATER METER REPLACEMENT
ASCENSION PARISH, LA


WATER METER PLANS

SHEET ID

C162

ED-21-032





**U.S. Army Corps
Engineers®**

[illegible]

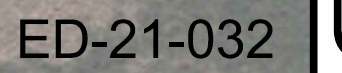
SOLICITATION NO.: W912P6-22-R-0027	DRAWN BY: E. CURSON	7400 LEAKE AVE NEW ORLEANS, LA 70118
CONTRACT NO.:	CHECKED BY:	MSMM ENGINEERING, LLC 4640 SOUTH CARROLLTON AVE, SUITE 220 NEW ORLEANS, LA 70119
FILE NUMBER: H4-48311	PREPARED BY: SUBMITTED BY:	
SIZE:	ANS/D	

WATER METER PLANS

SHEET ID

C167

ED-21-032



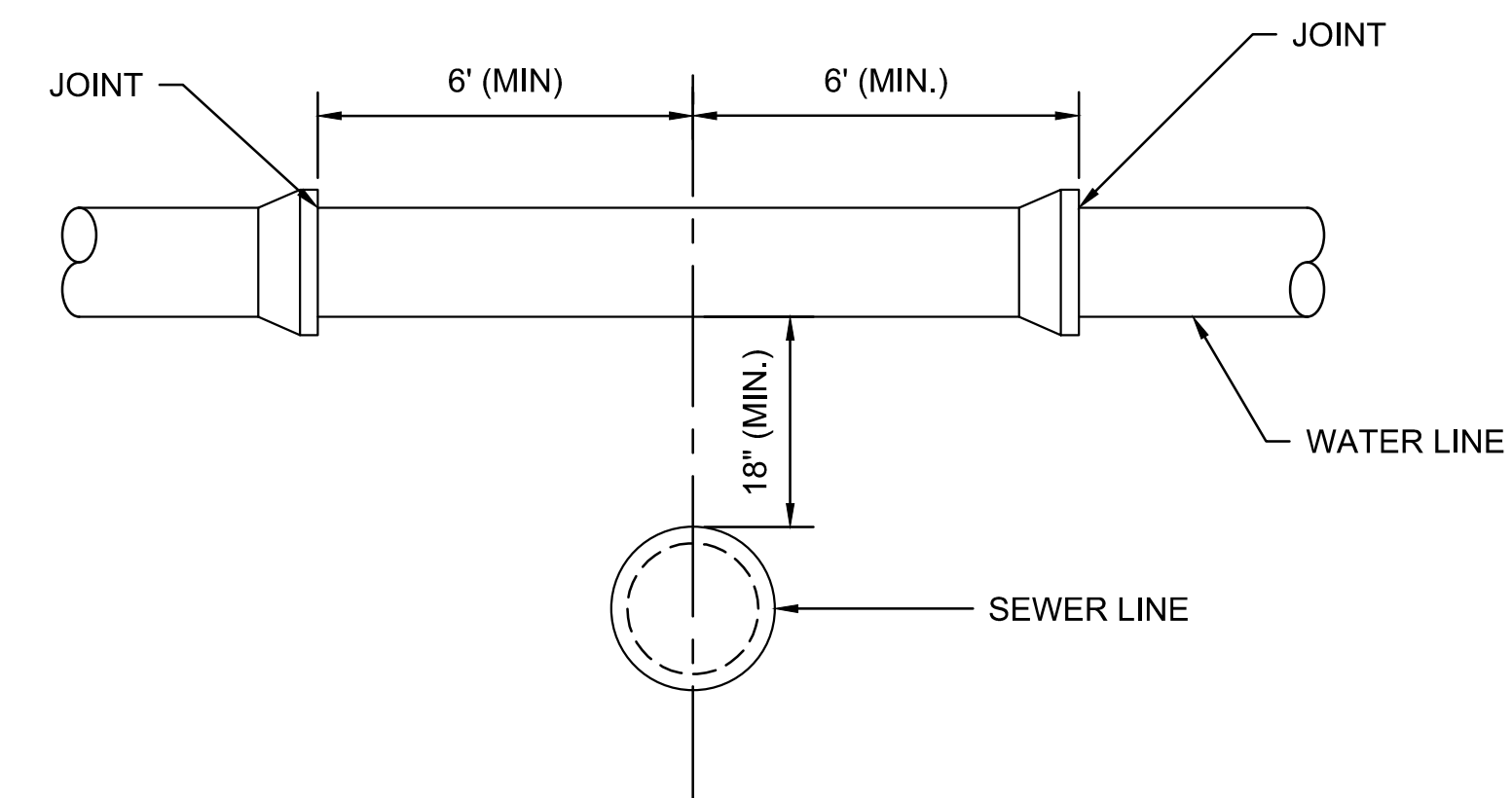





2 COMMERCIAL WATER SERVICE METER ASSEMBLY (1" AND 2")
SCALE: NONE



1. ALL FITTINGS AND MATERIAL SHOWN SHALL BE INCLUDED IN PRICE PAID FOR NEW WATER METERS.
2. SHOULD THE EXISTING SERVICE LINE ON EITHER SIDE OF THE METER BE MADE OF LEAD OR OTHER HAZARDOUS MATERIAL, THE CONTRACTOR SHALL NOTIFY THE CONTRACTING OFFICER FOR DOCUMENTATION PURPOSES. SERVICE LINE MATERIAL TYPE SHALL BE DOCUMENTED FOR ALL METER LOCATIONS AS REQUIRED BY SPEC SECTION 43 21 29.
3. A R900 PIT ANTENNA SHALL BE INSTALLED ON ALL EXISTING METERS THAT HAVE AN E-CODER R900 ENCODER/REGISTER.
4. RESIDENTIAL METER BOX SHALL HAVE APPROXIMATE DIMENSIONS OF 15 ¾"W x 21 ⅝"L x 12 ¼"H. REFER TO SPECS FOR ADDITIONAL REQUIREMENTS.
5. COMMERCIAL METER BOXES (1" AND 2") SHALL HAVE APPROXIMATE DIMENSIONS OF 20½"W X 33½"L X DEPTH AS REQUIRED. REFER TO SPECS FOR ADDITIONAL REQUIREMENTS.
6. COMMERCIAL METER BOXES (3" AND 4") SHALL BE AS SHOWN ON SHEET C-502.
7. METER BOX AND METER SHALL NOT BE REPLACED IF EXISTING METER AND BOX MATCHES CURRENT REQUIRED SPECS. IF ITEMS MATCH, THE CONTRACTOR SHALL ONLY BE REQUIRED TO ADD A PIT ANTENNA AS PER SPECIFICATIONS.
8. ANY WATER METER REMOVED FROM SERVICE MUST BE REPLACED BY THE CONTRACTOR THAT DAY. NO OVERNIGHT INTERRUPTIONS OF WATER SERVICE WILL BE ALLOWED.



4 SEWER AND WATER CROSSING DETAIL



U.S. ARMY CORPS OF ENGINEERS NEW ORLEANS DISTRICT 7400 LEAKE AVE NEW ORLEANS, LA 70118	DESIGNED BY:	J. WILSON	ISSUE DATE:	NOVEMBER, 2022
	CHECKED BY:	E. CURSON	PROJECT NO.:	W91PR2-22-R-0027
	APPROVED BY:	S. CHEHRADY	CONTRACT NO.:	
	SUBMITTED BY:	MSMM	FILE NUMBER:	H-449511
MSMM ENGINEERING, LLC 4640 SOUTH CARROLLTON AVE, SUITE 220 NEW ORLEANS, LA 70119		ANSI D		

WATER METER DETAILS

C-501

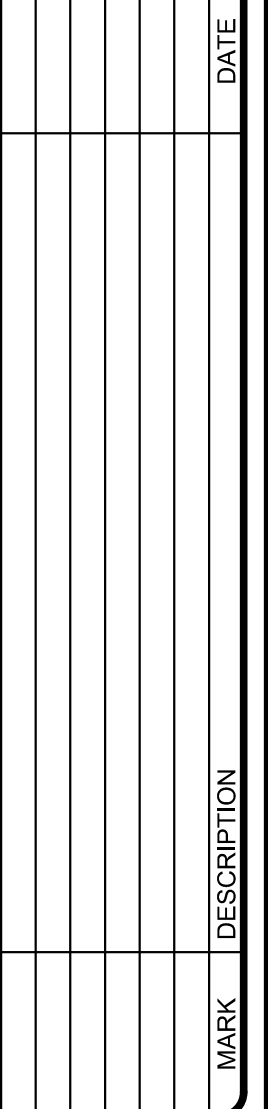


-
- 5'-5"
- 2'-11"
- 316 S.S. OPEN HORIZONTAL COMPRESSION SPRINGS
- 316 S.S. HINGE WITH TAMPER PROOF BOLTS
- FLUSH CAST ALUMINUM DROP HANDLE
- STAPLE FOR PADLOCK
- S.S. WATERTIGHT SLAMLOCK

3 ALUMINUM HATCH PLAN VIEW
SCALE: 1" = 1'-0"



6 **FRAME DETAIL**
SCALE: 3" = 1'-0"



DRAWN BY: E. CURSON 7400 LEAKE AVE NEW ORLEANS, LA 70118	MSMM ENGINEERING, LLC 4640 SOUTH CARROLLTON AVE, SUITE 220 NEW ORLEANS, LA 70119	SOLICITATION NO.: W912P6-22-R0027 CHECKED BY: S. CHERARDY SUBMITTED BY: MSMM FILE NO.: 14-465311
---	--	---

WATER METER DETAILS

C-502