

VICINITY MAP

NOTES

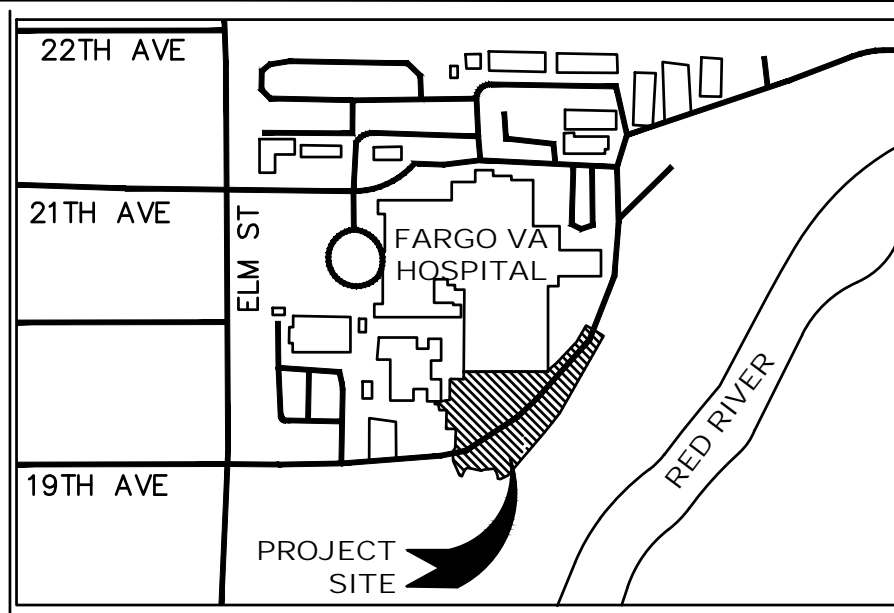
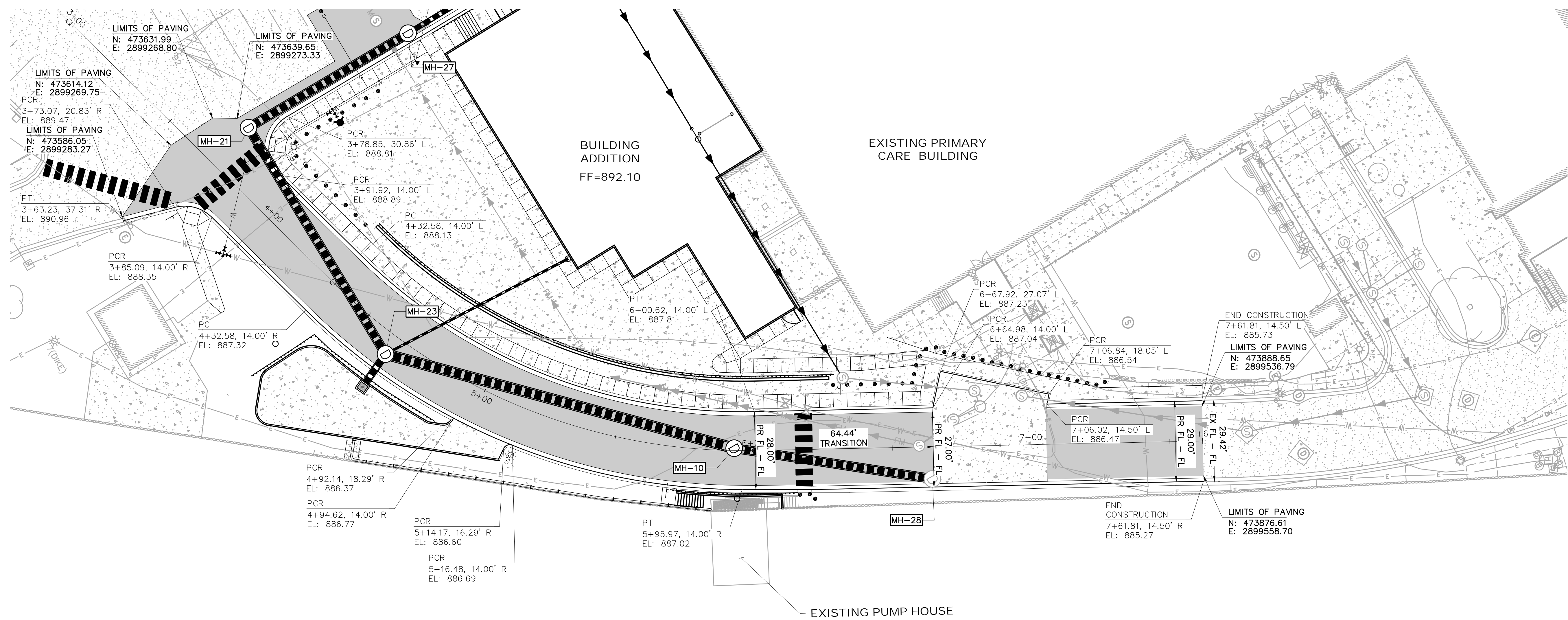
1. CONTRACTOR TO PROVIDE SIGNAGE AT THE FACILITY ENTRANCES AND JOB SITE DIRECTING PEOPLE AND VEHICLES DURING CONSTRUCTION ACTIVITIES.

LEGEND

EX. MINOR CONTOUR	-----931-----
EX. MAJOR CONTOUR	-----930-----
NEW MINOR CONTOUR	-----931-----
NEW MAJOR CONTOUR	-----930-----
EASEMENT	-----
NEW BUILDING BOUNDARY	-----
EX. WALL	-----
EX. FENCE	-----X-----X-----
NEW FIRE HYDRANT	←
NEW SANITARY SEWER MAIN	-----S-----
NEW STORM DRAIN	-----D-----
NEW STORM DRAIN INLET	-----D-----
STORM DRAINAGE MANHOLE NUMBER	MH-S
EX. FIRE HYDRANT	-----S-----
EX. SANITARY SEWERS	-----S-----
EX. STORM DRAIN	-----D-----
EX. POWER POLE	-----X-----
EX. UNDERGROUND ELECTRIC	-----E-----
EX. ELECTRIC TRANSFORMER	-----T-----
EX. UNDERGROUND TELEPHONE	-----T-----
EX. FENCE	-----X-----X-----X-----
EX. LIGHT POLE	-----L-----
EX. LIFT STATION	-----L-----
EX. POST	-----P-----
EX. BOLLARD	-----B-----
EX. CONTROL PANEL	-----C-----
EX. ELECTRIC MANHOLE	-----E-----
EX. DECIDUOUS TREE	-----T-----
EX. CONIFEROUS TREE	-----T-----
EX. CATCH BASIN	-----C-----
NEW LIGHT POLE	-----L-----
NEW FIRE HYDRANT	-----S-----
NEW BOLLARD	-----B-----
SLOPE LABEL	3.2%
SPOT ELEVATION	EL: 932.27
TOP OF SIDEWALK SPOT ELEVATION	TSW: 932.27
TOP OF WALL SPOT ELEVATION	TW: 932.27
BOTTOM OF WALL SPOT ELEVATION	BW: 932.27

CONSTRUCTION DOCUMENTS

Revisions:	Date:	CONSULTANTS:	ARCHITECT	Drawing Title	Project Title	Project Number	Office of Construction and Facilities Management
		-Calibre CALIBRE 9090 S RIDGELINE BLVD, SUITE 105 HIGHLANDS RANCH, COLORADO 80129 PHONE: (303) 730-0434	ALBERTSON ENGINEERING, INC. 315 NORTH MAIN AVENUE, SUITE 200 SIOUX FALLS, SOUTH DAKOTA 57104 PH: (605) 274-0880	GRADING CROSS SECTIONS	EXPAND BLDG. 1 FOR PRIMARY CARE	437-315	Department of Veterans Affairs
		SUMMIT SUMMIT FIRE PROTECTION 575 MINNEHAHA AVE WEST ST. PAUL, MINNESOTA 55103 (612) 387-7050	FOURFRONT DESIGN INC. FOURFRONT DESIGN, INC. 517 7TH STREET RAPID CITY, SOUTH DAKOTA 57701 PH: (605) 342-9470 FAX: (605) 342-2377 WWW.FOURFRONTDESIGN.COM	Approved: Project Director FARGO VAHCS	Location 2101 ELM STREET FARGO, ND 58102	Building Number 1	
				Date 11/16/2021	Checked JAG	Drawn WFP	
VA FORM 08-6231						Dwg. 17 of 128	

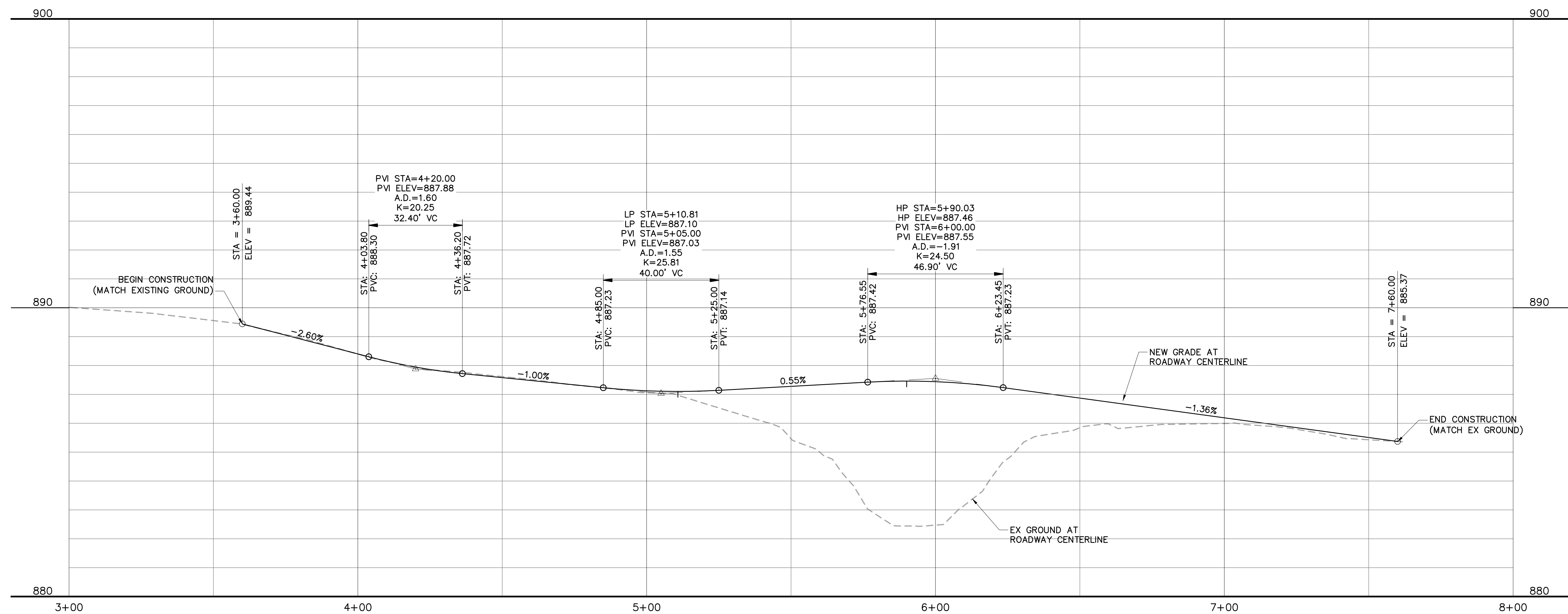


NOTES:

- CONTRACTOR TO ENSURE CONCRETE WALLS OF LIFT STATION ARE NOT IMPACTED DURING CONSTRUCTION

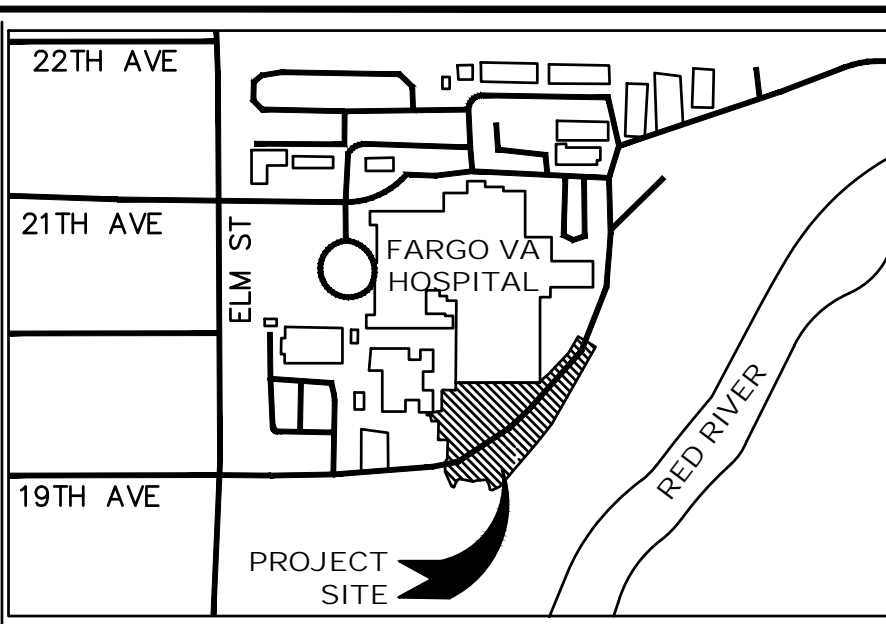
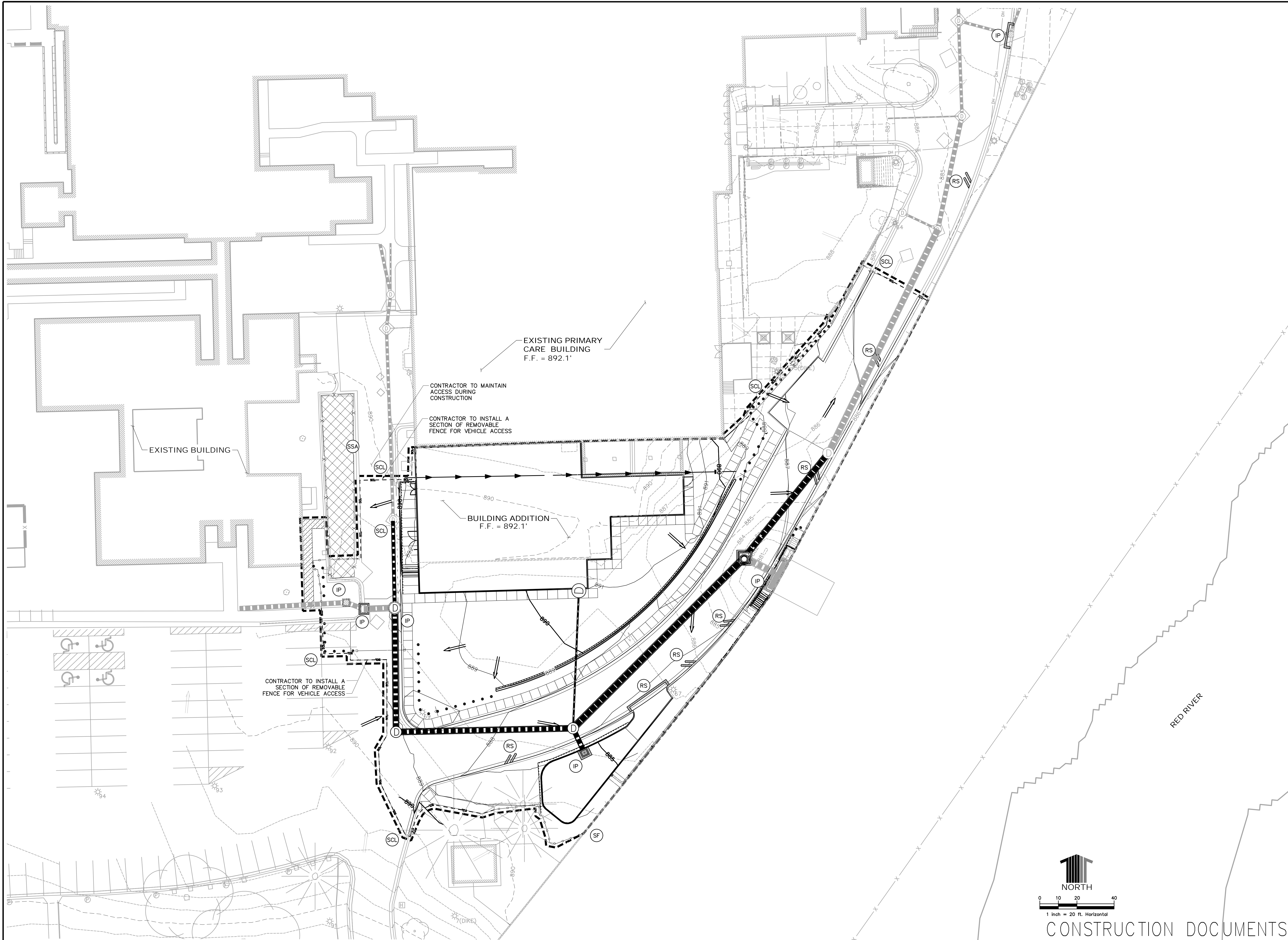
LEGEND

EX. MINOR CONTOUR	---	931
EX. MAJOR CONTOUR	---	930
NEW MINOR CONTOUR	---	931
NEW MAJOR CONTOUR	---	930
EASEMENT	---	
NEW BUILDING	---	
BOUNDARY	---	
EX. WALL	---	
EX. FENCE	---	
NEW FIRE HYDRANT	---	
NEW SANITARY SEWER MAIN	---	
NEW STORM DRAIN	---	
NEW STORM DRAIN INLET	---	
STORM DRAINAGE MANHOLE NUMBER	MH-5	
EX. FIRE HYDRANT	---	
EX. SANITARY SEWERS	---	
EX. STORM DRAIN	---	
EX. POWER POLE	---	
EX. UNDERGROUND ELECTRIC	---	
EX. ELECTRIC TRANSFORMER	---	
EX. UNDERGROUND TELEPHONE	---	
EX. FENCE	---	
EX. LIGHT POLE	---	
EX. LIFT STATION	---	
EX. POST	---	
EX. BOLLARD	---	
EX. CONTROL PANEL	---	
EX. ELECTRIC MANHOLE	---	
EX. DECIDUOUS TREE	---	
EX. CONIFEROUS TREE	---	
EX. CATCH BASIN	---	
NEW LIGHT POLE	---	
NEW FIRE HYDRANT	---	
NEW BOLLARD	---	
SLOPE LABEL	---	
SPOT ELEVATION	---	EL: 932.27
TOP OF SIDEWALK	---	SPOT ELEVATION
TOP OF WALL	---	TW: 932.27
BOTTOM OF WALL	---	BW: 932.27



CONSTRUCTION DOCUMENTS

CONSULTANTS: -Calibre CALIBRE 9090 S RIDGELINE BLVD, SUITE 105 HIGHLANDS RANCH, COLORADO 80129 PHONE: (303) 730-0434 Albertson Engineering Inc. ALBERTSON ENGINEERING, INC. 315 NORTH MAIN AVENUE, SUITE 200 SIOUX FALLS, SOUTH DAKOTA 57104 PH: (605) 274-0880 SUMMIT FIRE CONSULTING 575 MINNEHAHA AVE WEST ST. PAUL, MINNESOTA 55103 (612) 387-7050			ARCHITECT FOURFRONT DESIGN INC. FOURFRONT DESIGN, INC. 517 7TH STREET RAPID CITY, SOUTH DAKOTA 57701 PH: (605) 342-9470 FAX: (605) 342-2377 WWW.FOURFRONTDESIGN.COM	Drawing Title ROADWAY PLAN AND PROFILE Approved: Project Director FARGO VAHCS	Project Title EXPAND BLDG. 1 FOR PRIMARY CARE Location 2101 ELM STREET FARGO, ND 58102 Date 11/16/2021 Checked JAG Drawn WFP	Project Number 437-315 Building Number 1 Drawing Number CG102 Dwg. 18 of 128	Office of Construction and Facilities Management
---	--	--	--	--	--	---	---

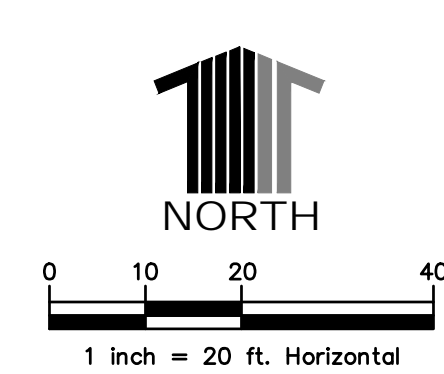


VICINITY MAP

- NOTES:
- EROSION CONTROL BMPs SHALL BE IN PLACE AND MAINTAINED THROUGHOUT CONSTRUCTION UNTIL FINAL STABILIZATION. ROADWAY IS TO OPEN UPON COMPLETION FOR VA USE. SITE BOUNDARY IS TO BE REDUCED UPON COMPLETION OF ROAD AND RETAINING WALLS.

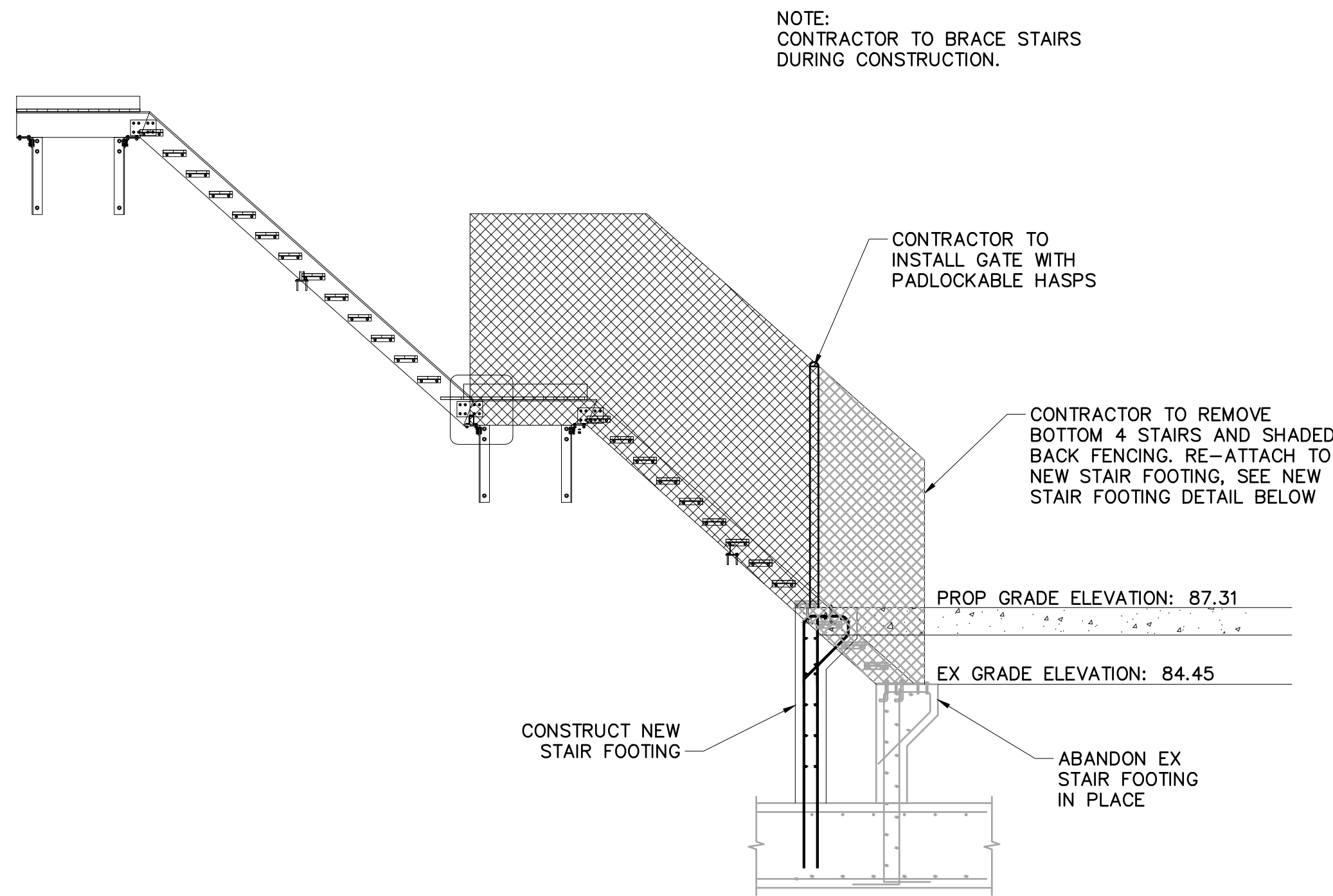
LEGEND

EX. MINOR CONTOUR	---	931
EX. MAJOR CONTOUR	---	930
NEW MINOR CONTOUR	---	931
NEW MAJOR CONTOUR	---	930
EASEMENT	---	
NEW BUILDING BOUNDARY	---	
EX. WALL	---	
EX. FENCE	---	
NEW FIRE HYDRANT	---	
NEW SANITARY SEWER MAIN	---	
NEW STORM DRAIN	---	
NEW STORM DRAIN INLET	---	
STORM DRAINAGE MANHOLE NUMBER	MH-5	
EX. FIRE HYDRANT	---	
EX. SANITARY SEWERS	---	
EX. STORM DRAIN	---	
EX. POWER POLE	---	
EX. UNDERGROUND ELECTRIC	---	
EX. ELECTRIC TRANSFORMER	---	
EX. UNDERGROUND TELEPHONE	---	
EX. FENCE	---	
EX. LIGHT POLE	---	
EX. LIFT STATION	---	
EX. POST	---	
EX. BOLLARD	---	
EX. CONTROL PANEL	---	
EX. ELECTRIC MANHOLE	---	
EX. DECIDUOUS TREE	---	
EX. CONIFEROUS TREE	---	
EX. CATCH BASIN	---	
NEW LIGHT POLE	---	
NEW FIRE HYDRANT	---	
NEW BOLLARD	---	
SLOPE LABEL	---	
SPOT ELEVATION	---	
TOP OF SIDEWALK	---	
SPOT ELEVATION	---	
TOP OF WALL	---	
SPOT ELEVATION	---	
BOTTOM OF WALL	---	
SPOT ELEVATION	---	
STABILIZED STAGING AREA	SSA	
SILT FENCE	SF	
SEDIMENT CONTROL LOG	SCL	
ROCK SOCKS	RS	
INLET PROTECTION	IP	
PROPOSED FLOW DIRECTION	---	
EXISTING FLOW DIRECTION	---	

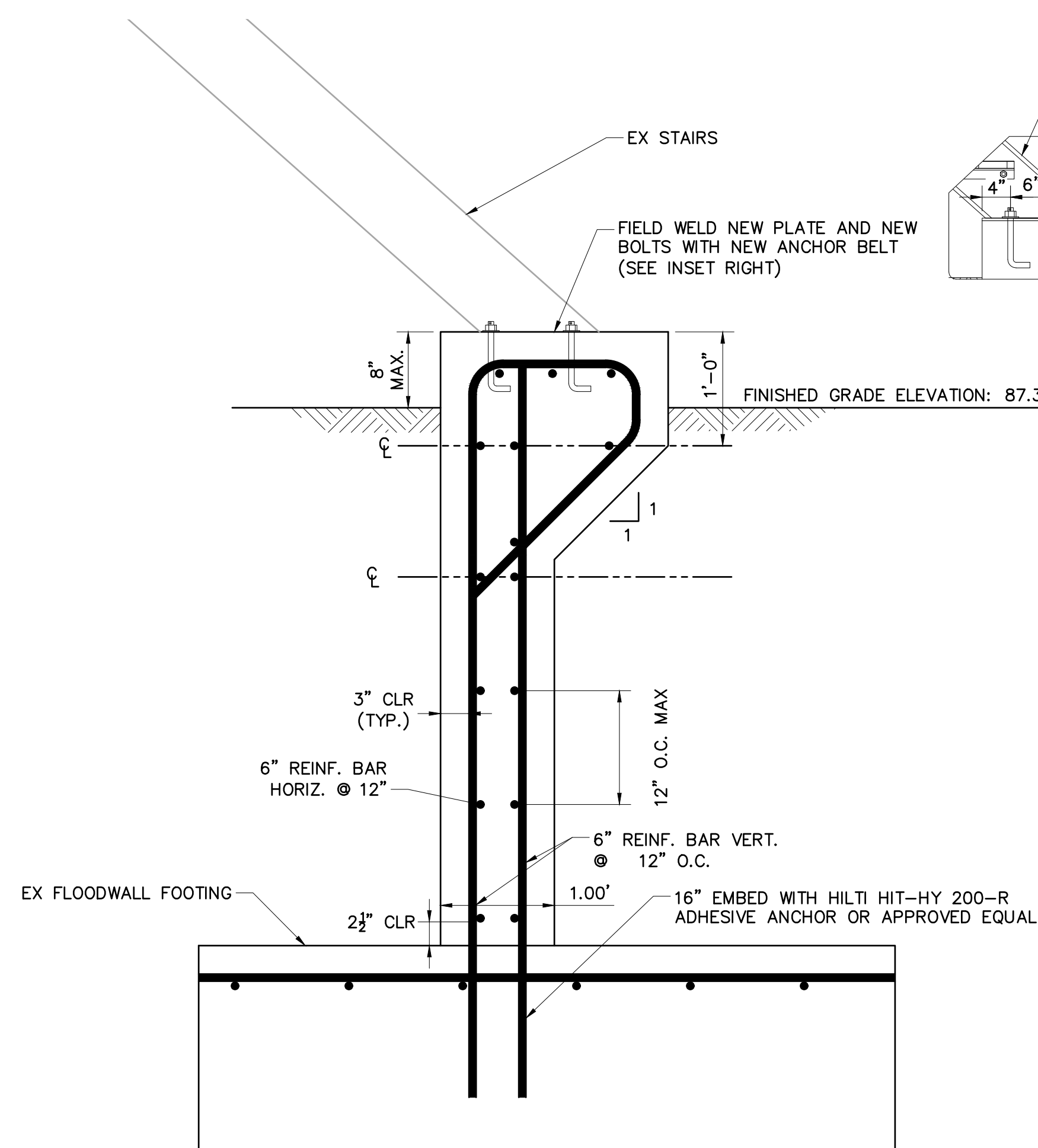


CONSTRUCTION DOCUMENTS

Revisions: Date	CONSULTANTS:	ARCHITECT	Drawing Title	Project Title	Project Number	Office of Construction and Facilities Management		
	Calibre						Albertson Engineering, Inc.	437-315
	Summit Fire Consulting						Fourfront Design, Inc.	Building Number
	1							
VA FORM 08-6231	Albertson Engineering, Inc.	Fourfront Design, Inc.	Drainage and Erosion Control Plan	Expand Bldg. 1 for Primary Care	CE100	Department of Veterans Affairs		
	Summit Fire Consulting	Fourfront Design, Inc.	Approved: Project Director	Location	Dwg. 19 of 128			
			FARGO VAHCS	2101 ELM STREET				
				FARGO, ND 58102				

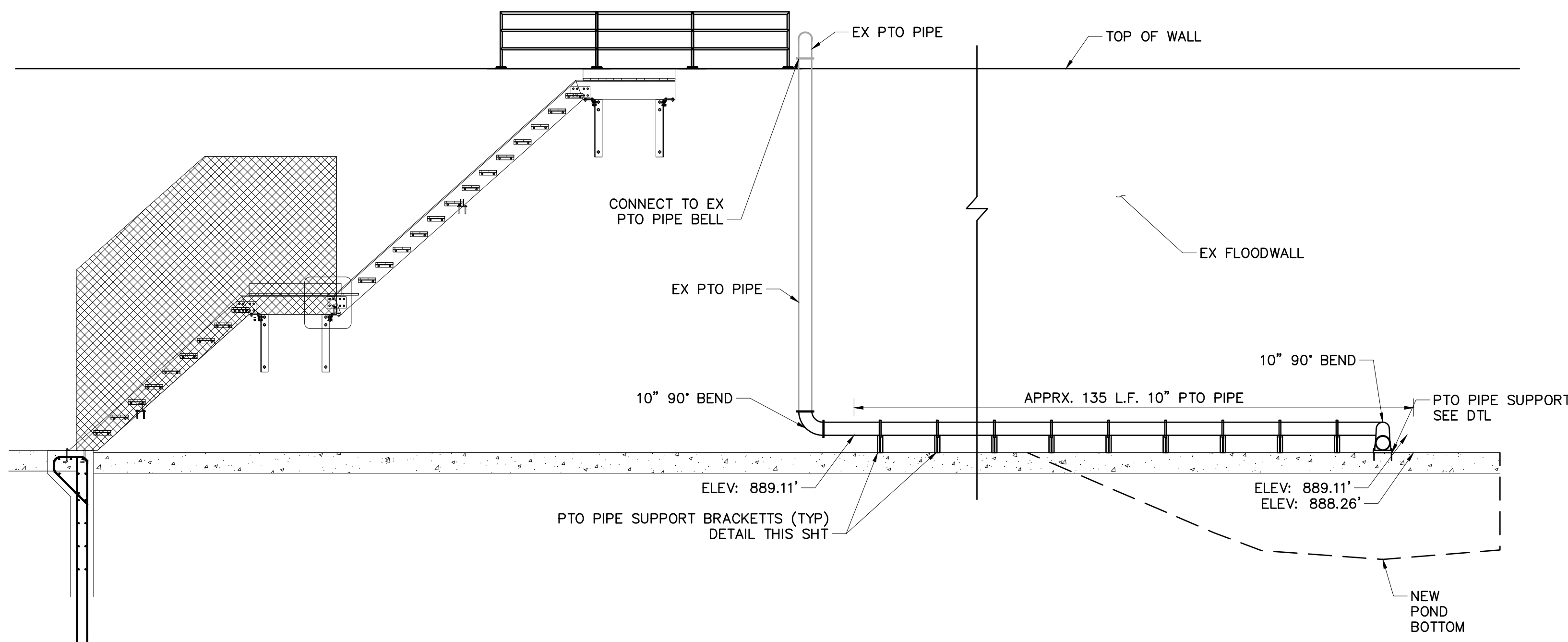


STAIR ADJUSTMENT DETAIL

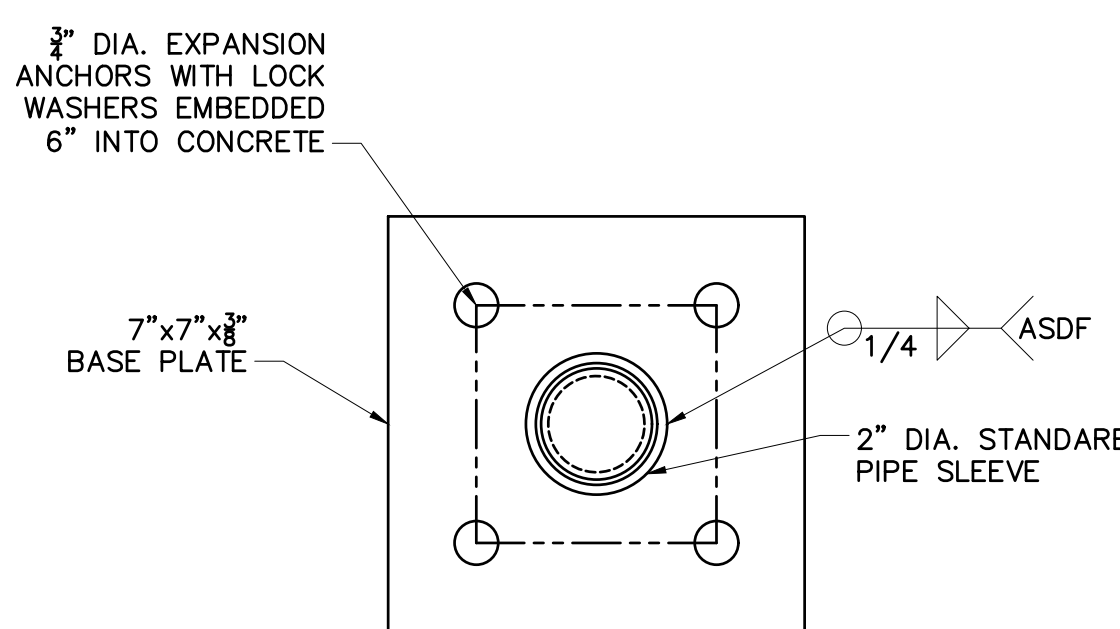


NEW STAIR FOOTING

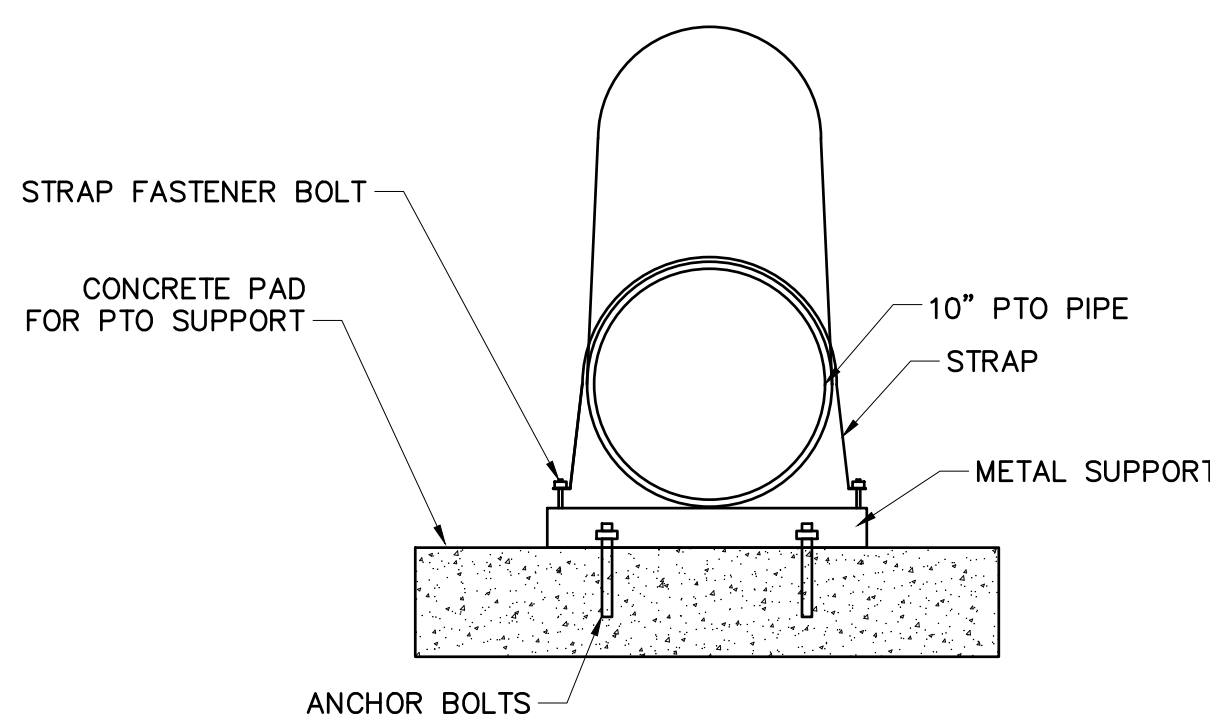
- NOTES:
1. CONTRACTOR TO BRACE STAIRS DURING CONSTRUCTION.
 2. EXCAVATE DOWN TO FLOODWALL FOOTING. DOWELL #6 INTO FLOODWALL FOOTING WITH EPOXY MIN 16" EMBED.
 3. POUR NEW STAIR FOOTING, MATCH EXISTING REINF. & THICKENED EDGE.



NEW PTO PIPE



HANDRAIL BASEPLATE

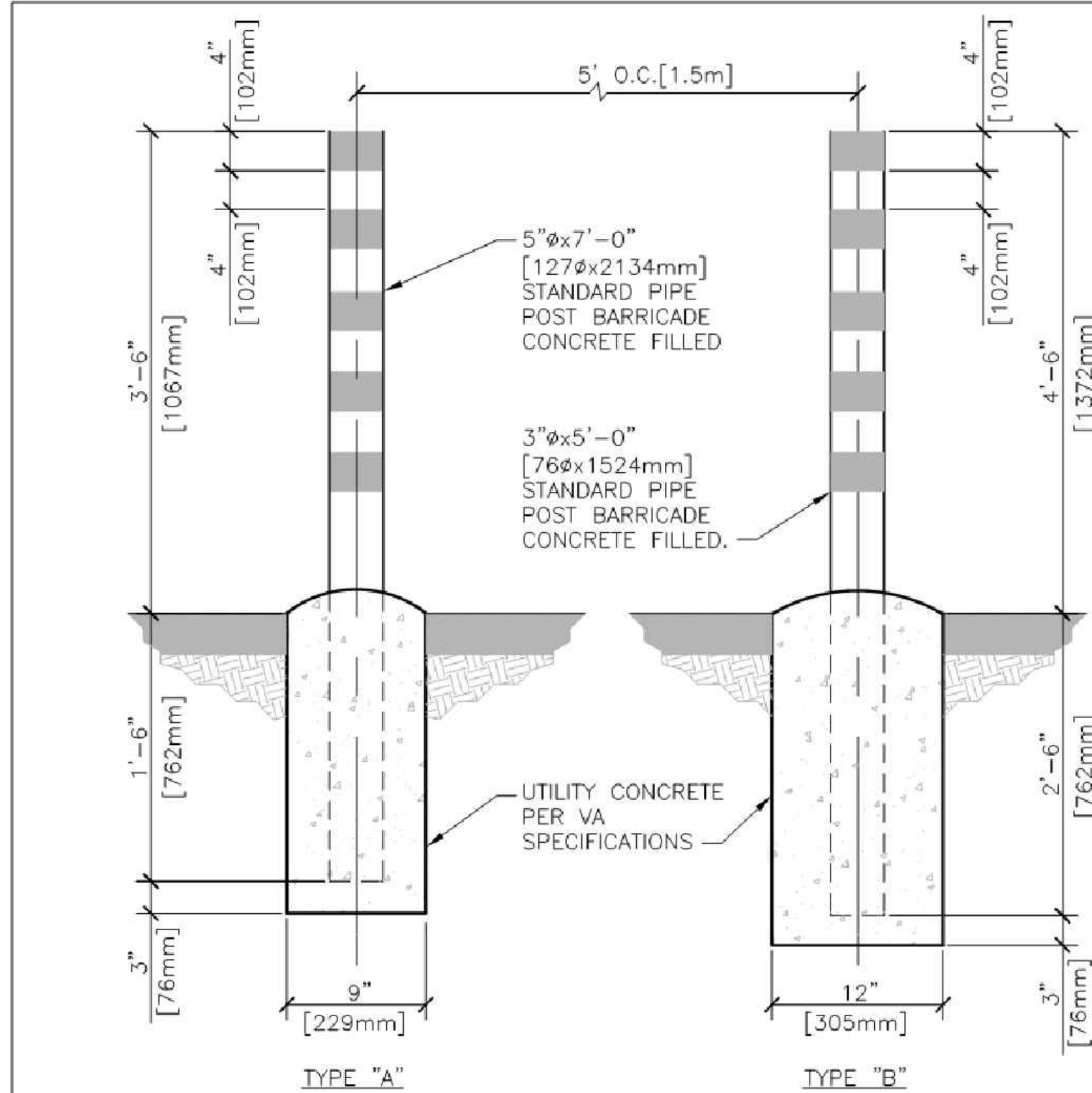


NEW PTO PIPE SUPPORT



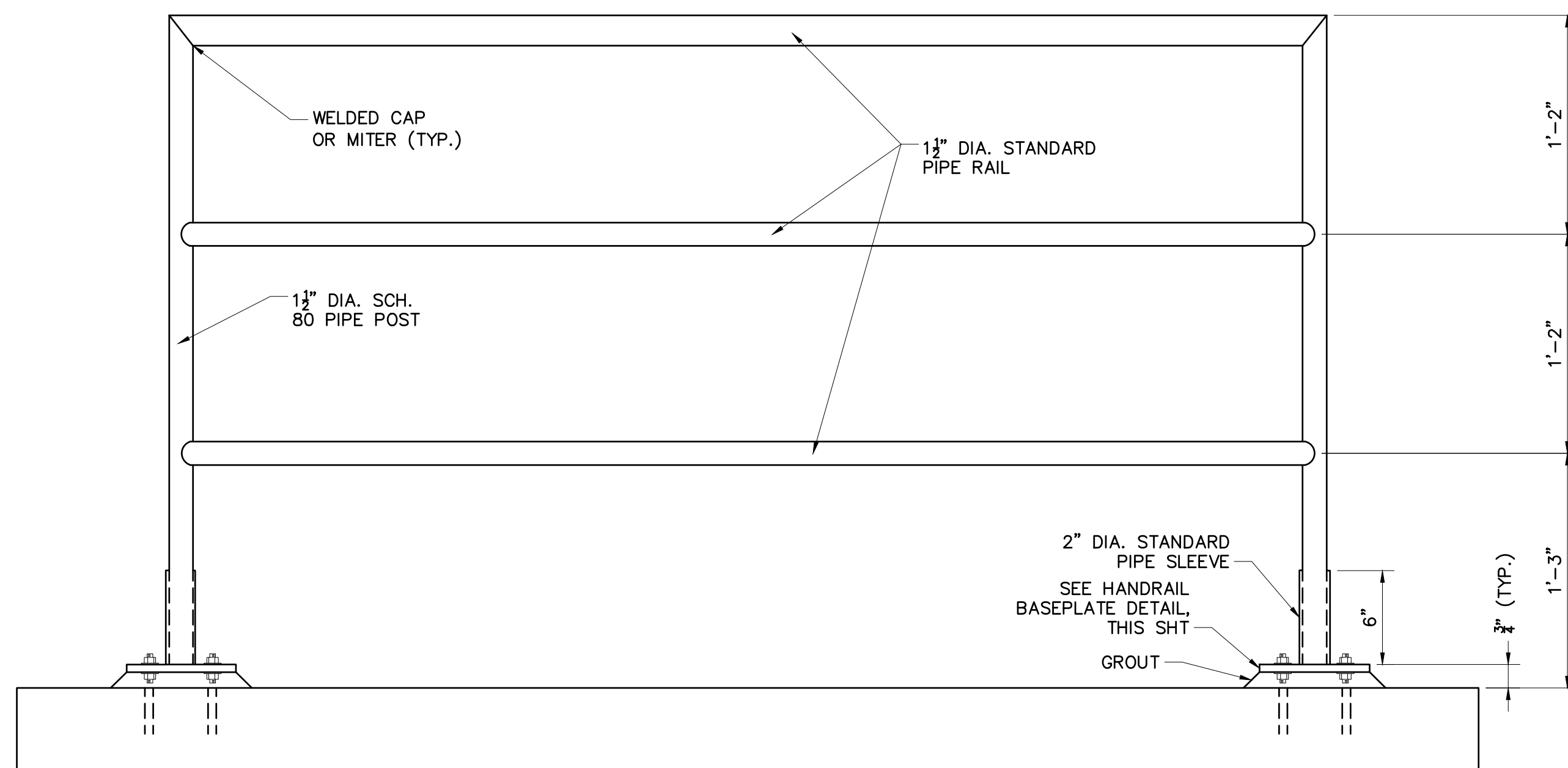
MATCH EXISTING SIZE, MATERIAL, CONSTRUCTION AND SPACING ON SUPPORT BRACKETS FOR PTO PIPE. ANCHOR BOLTS SHOULD BE 3/8"x6" EMBED, MIN. USE HILTI KWIK BOLT 3 EXPANSION ANCHORS OR APPROVED EQUAL.

PTO PIPE SUPPORT BRACKET



- NOTES:
1. POST BARRICADES SHALL BE PAINTED WITH ONE PRIME COAT OF RED OXIDE (PAINT NO.1). ONE FINISH COAT OF DULL BLACK ENAMEL PER VA SPECIFICATIONS AND STRIPES CONSISTING OF 4" [102mm] BANDS OF YELLOW REFLECTORIZED TAPE SHALL BE USED UNLESS OTHERWISE SPECIFIED ON THE PLANS.
 2. FINISH COLOR COMBINATIONS, OTHER THAN THAT SPECIFIED ABOVE, SHALL BE SUBMITTED TO THE AGENCY FOR APPROVAL.

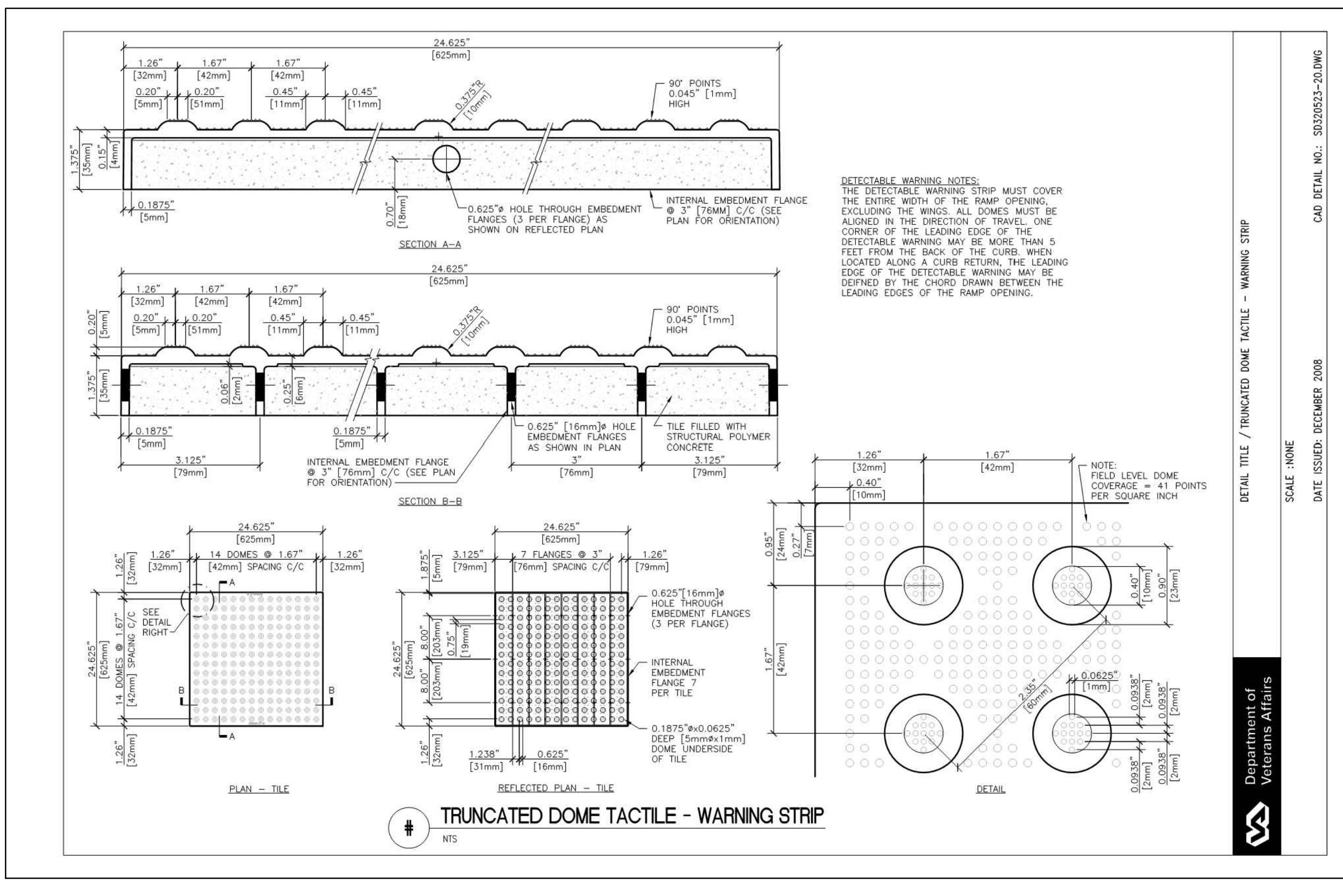
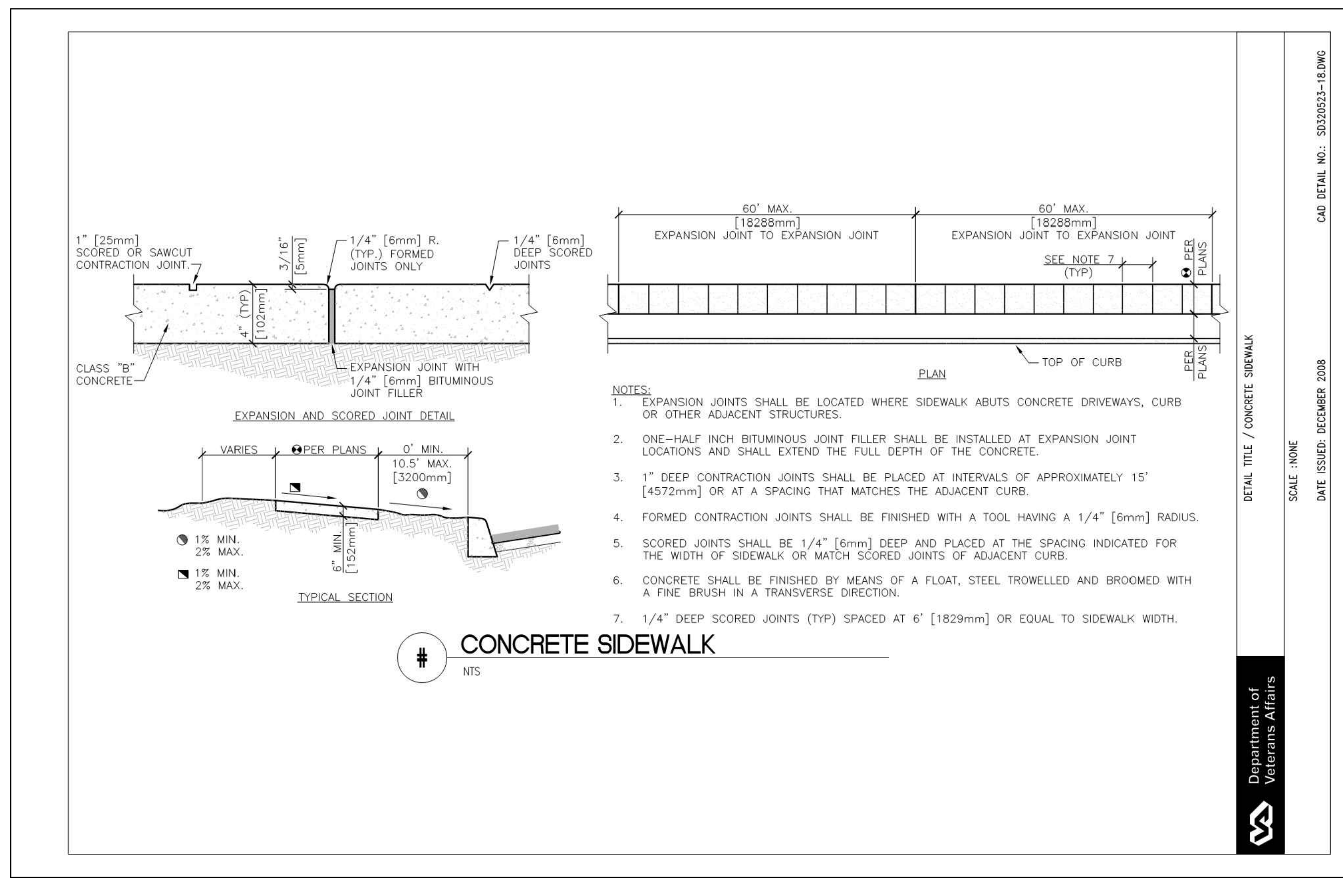
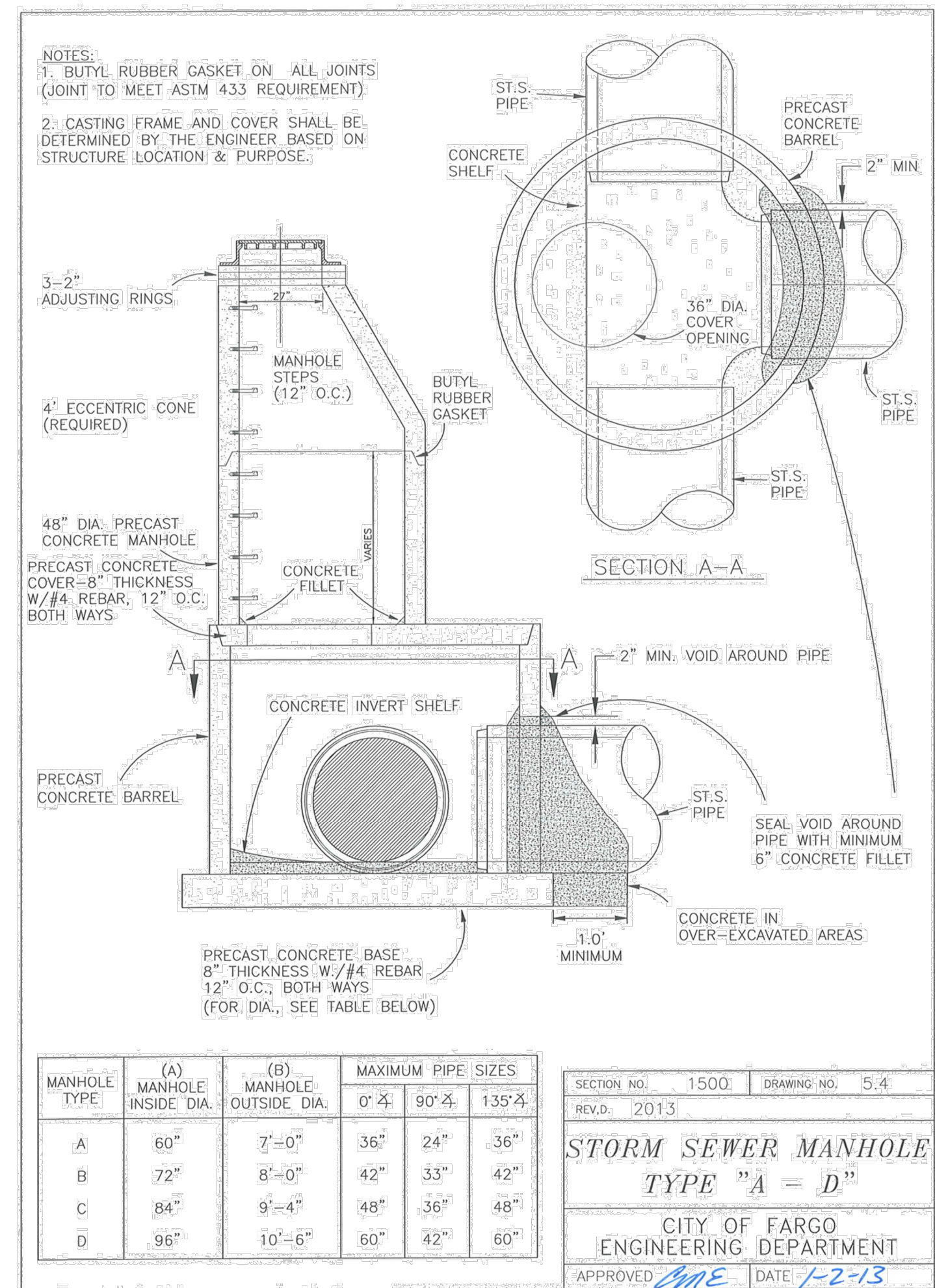
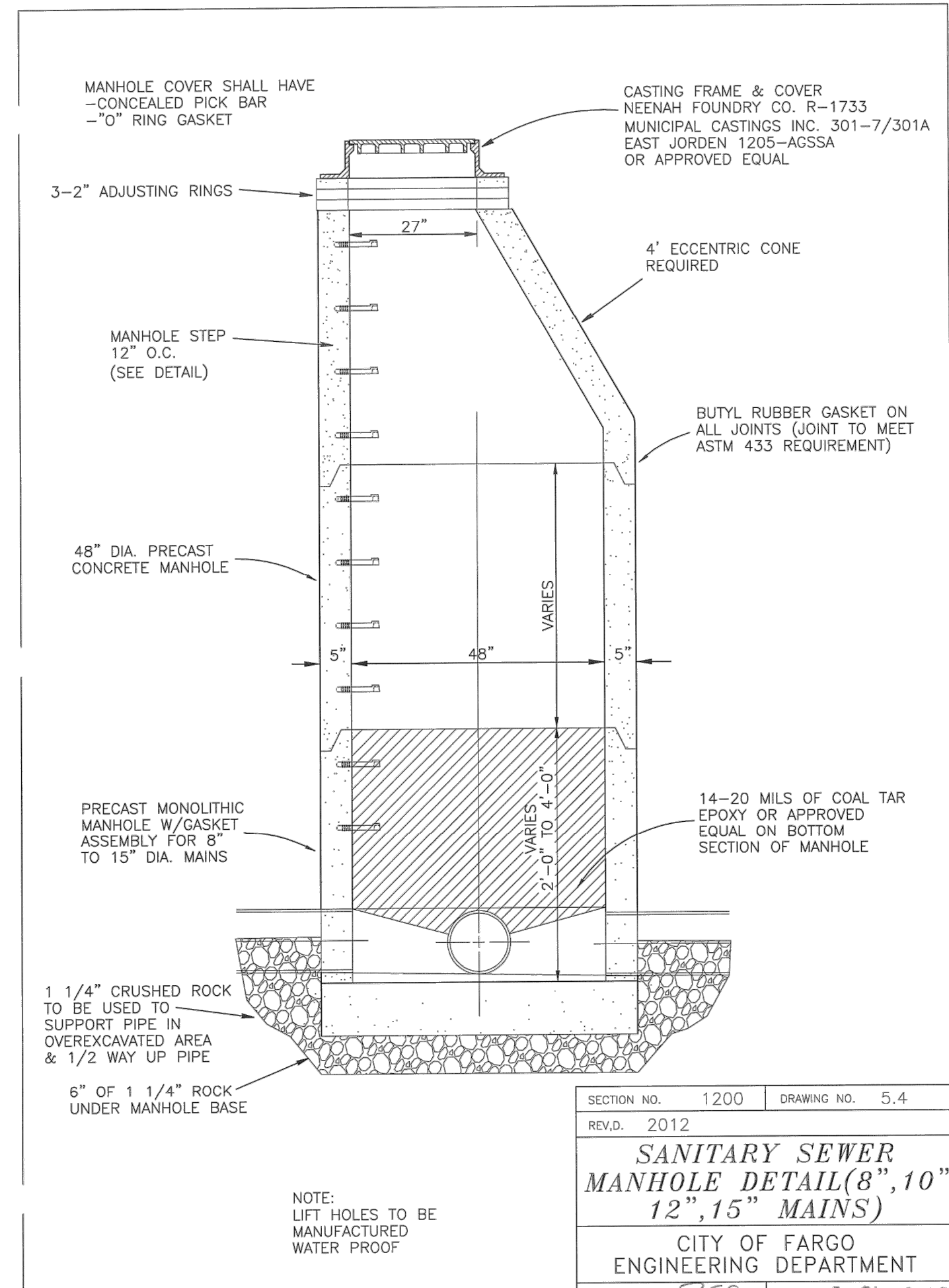
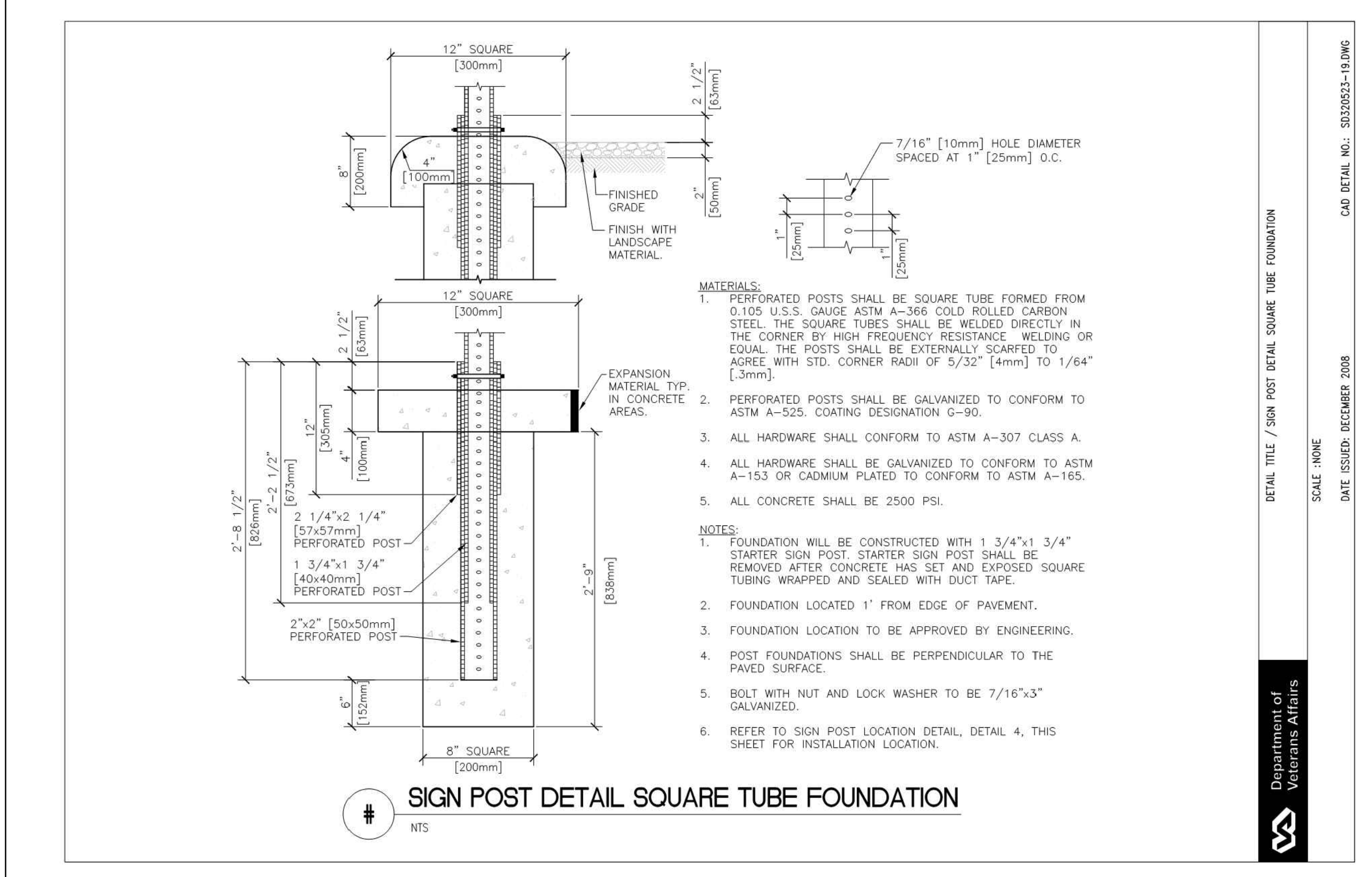
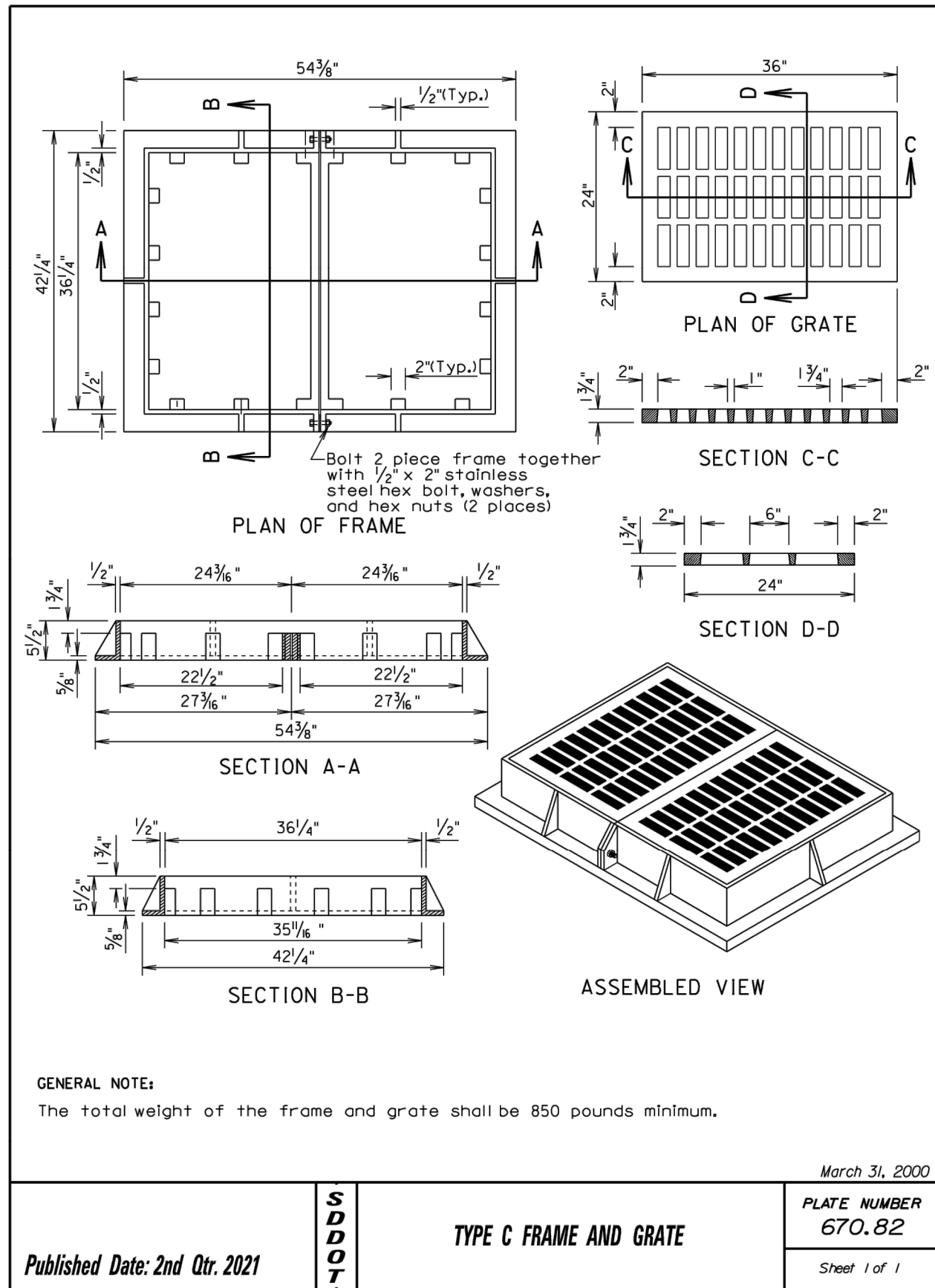
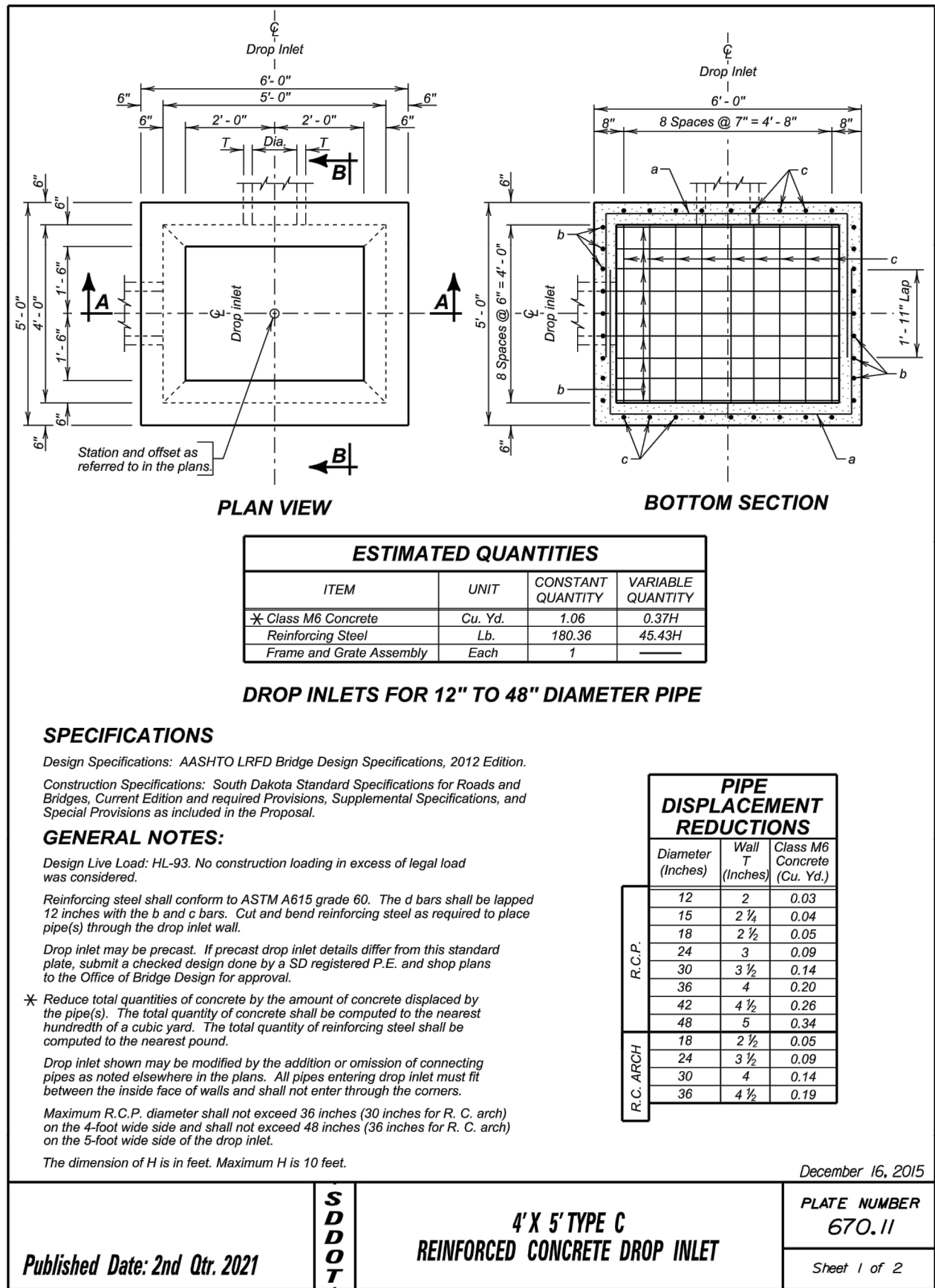
CONCRETE BOLLARDS



HANDRAIL

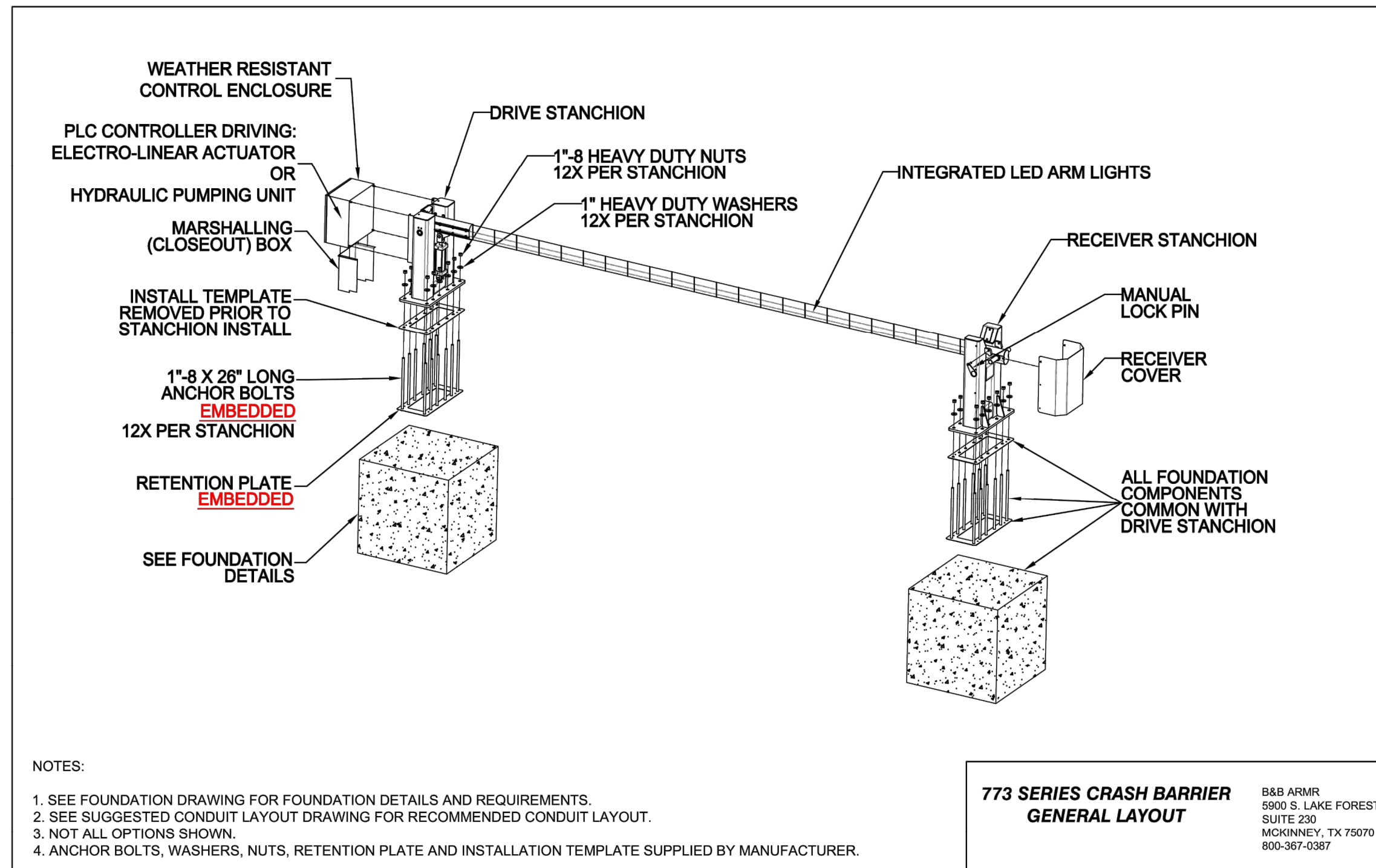
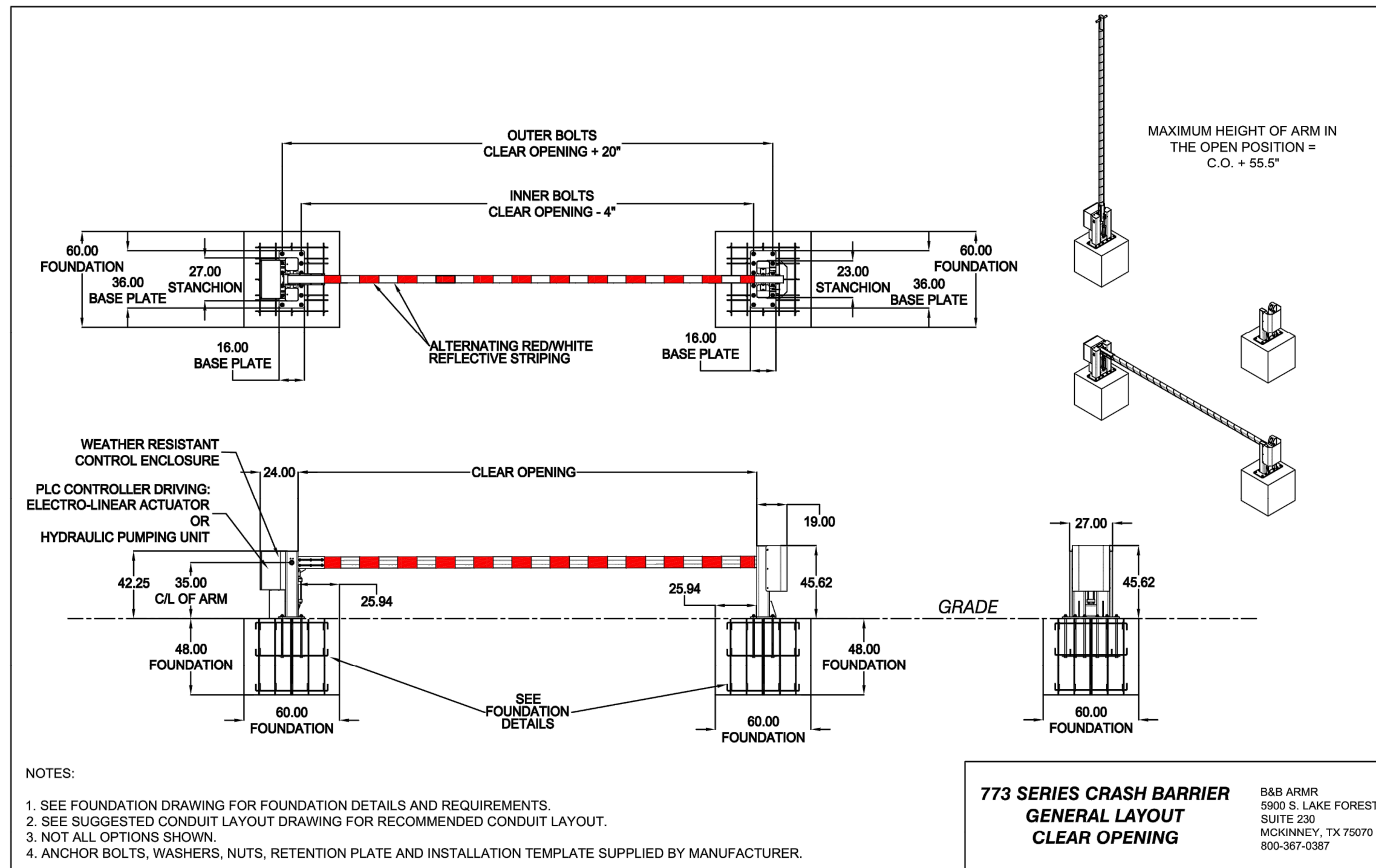
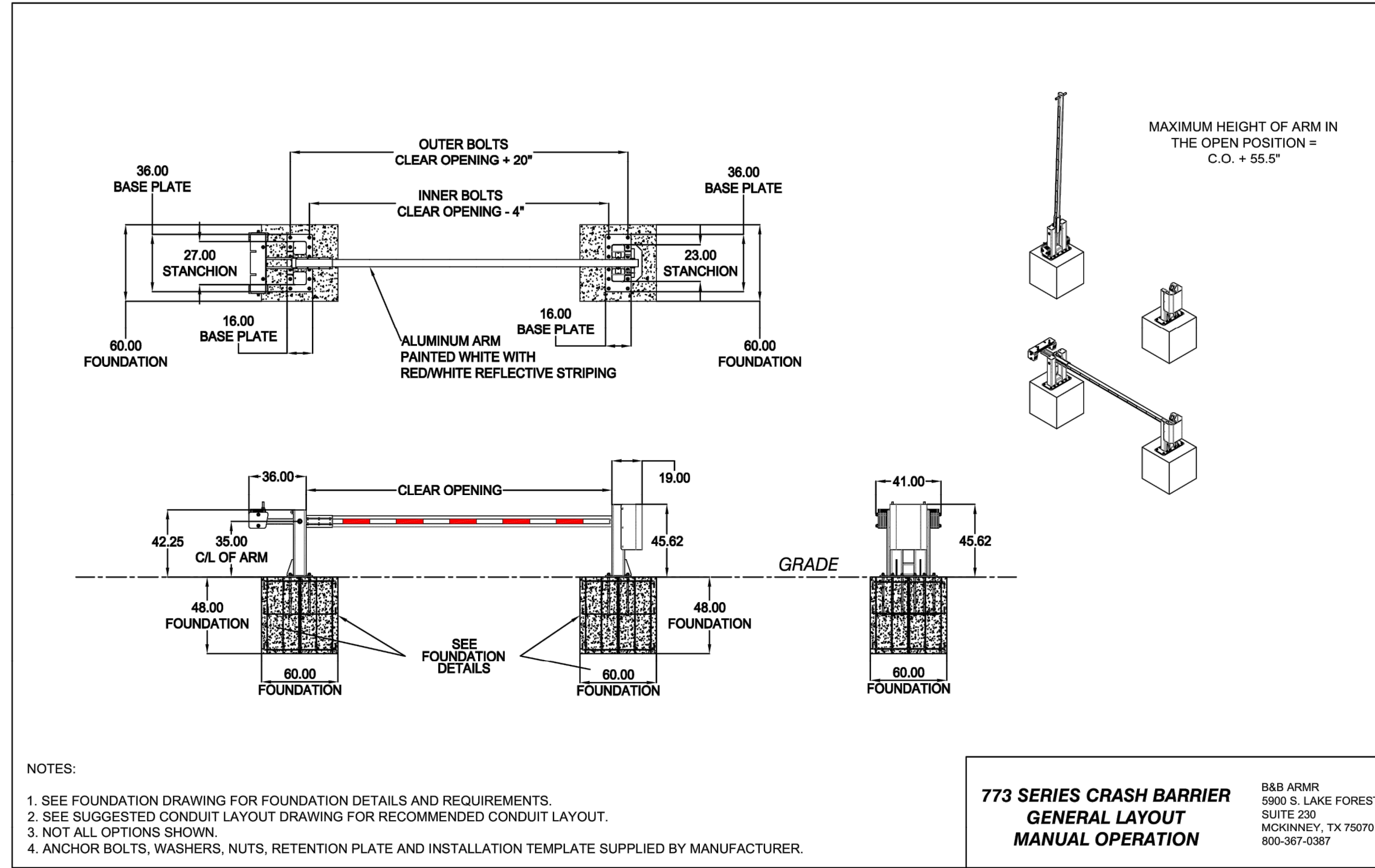
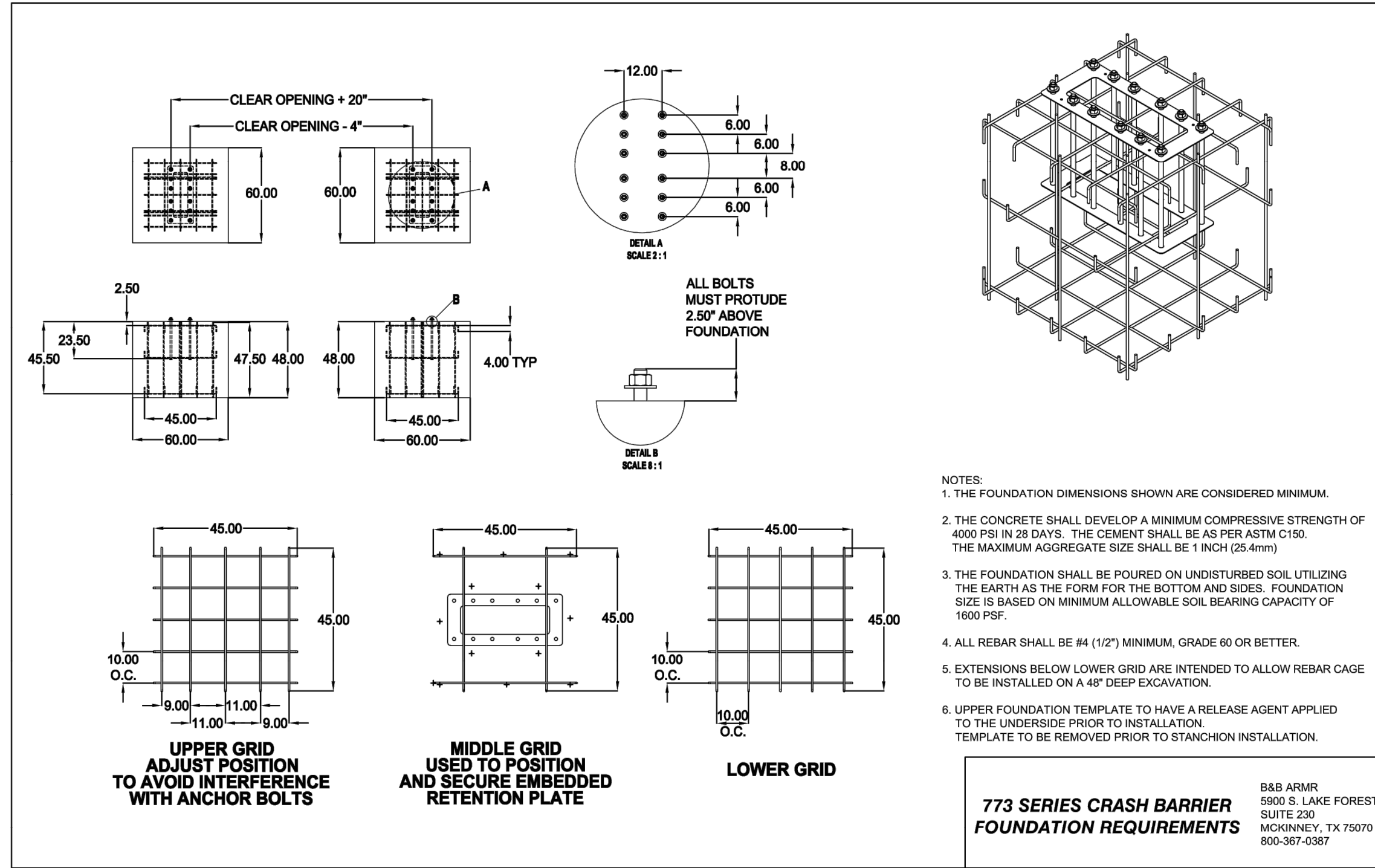
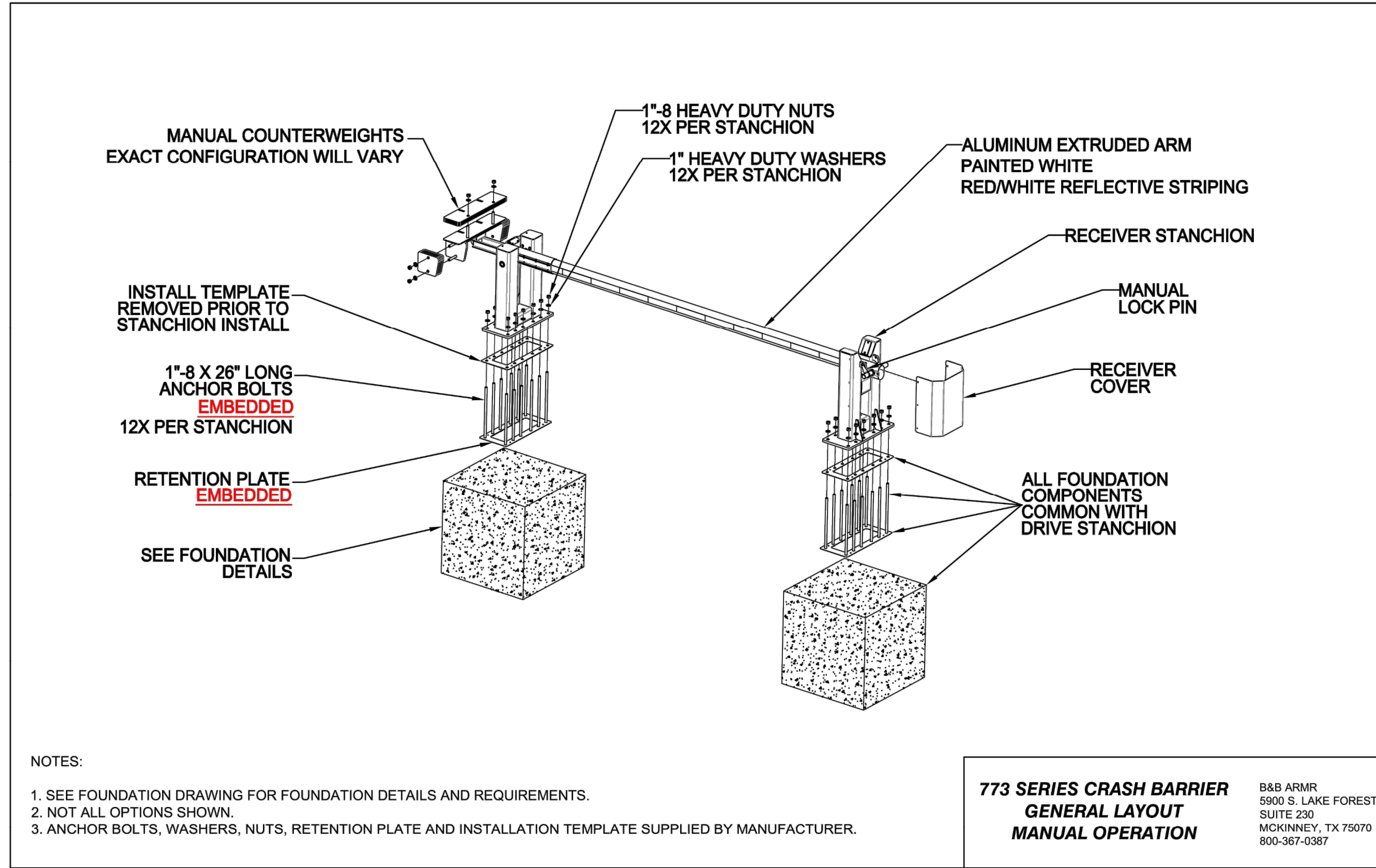
CONSTRUCTION DOCUMENTS

Revisions:		Date:		CONSULTANTS:		ARCHITECT		Drawing Title		Project Title		Project Number		Office of Construction and Facilities Management Department of Veterans Affairs			
				Calibre 9090 S RIDGELINE BLVD, SUITE 105 HIGHLANDS RANCH, COLORADO 80129 PHONE: (303) 730-0434		Albertson Engineering Inc. 315 NORTH MAIN AVENUE, SUITE 200 SIOUX FALLS, SOUTH DAKOTA 57104 PH: (605) 274-0880		DETAILS		EXPAND BLDG. 1 FOR PRIMARY CARE		437-315					
				SUMMIT FIRE PROTECTION 575 MINNEHAHA AVE WEST ST. PAUL, MINNESOTA 55103 (612) 387-7050		FOURFRONT DESIGN INC. 517 7TH STREET RAPID CITY, SOUTH DAKOTA 57701 PH: (605) 342-9470 FAX: (605) 342-2377 WWW.FOURFRONTDESIGN.COM		Approved: Project Director FARGO VAHCS		Location 2101 ELM STREET FARGO, ND 58102		Building Number 1					
										Date 11/16/2021		Checked JAG		Drawn WFP		Drawing Number DT100	
																Dwg. 20 of 128	



CONSTRUCTION DOCUMENTS

--	--	--	--	--	--	--	--	--	--	--	--	--	--	--	--	--	--	--	--	--	--	--	--	--	--	--	--	--	--	--	--	--	--	--	--	--	--	--	--	--	--	--	--	--	--	--	--	--	--	--	--	--	--	--	--	--	--	--	--	--	--	--	--	--	--	--	--	--	--	--	--	--	--	--	--	--	--	--	--	--	--	--	--	--	--	--	--	--	--	--	--	--	--	--	--	--	--	--	--	--	--	--	--	--	--	--	--	--	--	--	--	--	--	--	--	--	--	--	--	--	--	--	--	--	--	--	--	--	--	--	--	--	--	--	--	--	--	--	--	--	--	--	--	--	--	--	--	--	--	--	--	--	--	--	--	--	--	--	--	--	--	--	--	--	--	--	--	--	--	--	--	--	--	--	--	--	--	--	--	--	--	--	--	--	--	--	--	--	--	--	--	--	--	--	--	--	--	--	--	--	--	--	--	--	--	--	--	--	--	--	--	--	--	--	--	--	--	--	--	--	--	--	--	--	--	--	--	--	--	--	--	--	--	--	--	--	--	--	--	--	--	--	--	--	--	--	--	--	--	--	--	--	--	--	--	--	--	--	--	--	--	--	--	--	--	--	--	--	--	--	--	--	--	--	--	--	--	--	--	--	--	--	--	--	--	--	--	--	--	--	--	--	--	--	--	--	--	--	--	--	--	--	--	--	--	--	--	--	--	--	--	--	--	--	--	--	--	--	--	--	--	--	--	--	--	--	--	--	--	--	--	--	--	--	--	--	--	--	--	--	--	--	--	--	--	--	--	--	--	--	--	--	--	--	--	--	--	--	--	--	--	--	--	--	--	--	--	--	--	--	--	--	--	--	--	--	--	--	--	--	--	--	--	--	--	--	--	--	--	--	--	--	--	--	--	--	--	--	--	--	--	--	--	--	--	--	--	--	--	--	--	--	--	--	--	--	--	--	--	--	--	--	--	--	--	--	--	--	--	--	--	--	--	--	--	--	--	--	--	--	--	--	--	--	--	--	--	--	--	--	--	--	--	--	--	--	--	--	--	--	--	--	--	--	--	--	--	--	--	--	--	--	--	--	--	--	--	--	--	--	--	--	--	--	--	--	--	--	--	--	--	--	--	--	--	--	--	--	--	--	--	--	--	--	--	--	--	--	--	--	--	--	--	--	--	--	--	--	--	--	--	--	--	--	--	--	--	--	--	--	--	--	--	--	--	--	--	--	--	--	--	--	--	--	--	--	--	--	--	--	--	--	--	--	--	--	--	--	--	--	--	--	--	--	--	--	--	--	--	--	--	--	--	--	--	--	--	--	--	--	--	--	--	--	--	--	--	--	--	--	--	--	--	--	--	--	--	--	--	--	--	--	--	--	--	--	--	--	--	--	--	--	--	--	--	--	--	--	--	--	--	--	--	--	--	--	--	--	--	--	--	--	--	--	--	--	--	--	--	--	--	--	--	--	--	--	--	--	--	--	--	--	--	--	--	--	--	--	--	--	--	--	--	--	--	--	--	--	--	--	--	--	--	--	--	--	--	--	--	--	--	--	--	--	--	--	--	--	--	--	--	--	--	--	--	--	--	--	--	--	--	--	--	--	--	--	--	--	--	--	--	--	--	--	--	--	--	--	--	--	--	--	--	--	--	--	--	--	--	--	--	--	--	--	--	--	--	--	--	--	--	--	--	--	--	--	--	--	--	--	--	--	--	--	--	--	--	--	--	--	--	--	--	--	--	--	--	--	--	--	--	--	--	--	--	--	--	--	--	--	--	--	--	--	--	--	--	--	--	--	--	--	--	--	--	--	--	--	--	--	--	--	--	--	--	--	--	--	--	--	--	--	--	--	--	--	--	--	--	--	--	--	--	--	--	--	--	--	--	--	--	--	--	--	--	--	--	--	--	--	--	--	--	--	--	--	--	--	--	--	--	--	--	--	--	--	--	--	--	--	--	--	--	--	--	--	--	--	--	--	--	--	--	--	--	--	--	--	--	--	--	--	--	--	--	--	--	--	--	--	--	--	--	--	--	--	--	--	--	--	--	--	--	--	--	--	--	--	--	--	--	--	--	--	--	--	--	--	--	--	--	--	--	--	--	--	--	--	--	--	--	--	--	--	--	--	--	--	--	--	--	--	--	--	--	--	--	--	--	--	--	--	--	--	--	--	--	--	--	--	--	--	--	--	--	--	--	--	--	--	--	--	--	--	--	--	--	--	--	--	--	--	--	--	--	--	--	--	--	--	--	--	--	--	--	--	--	--	--	--	--	--	--	--	--	--	--	--	--	--	--	--	--	--	--	--	--	--	--	--	--	--	--	--	--	--	--	--	--	--	--	--	--	--	--	--	--	--	--	--	--	--	--	--	--	--	--	--	--	--	--	--	--	--	--	--	--	--	--	--	--	--	--	--	--	--	--	--	--	--	--	--	--	--	--	--	--	--	--	--	--	--	--	--	--	--	--	--	--	--	--	--	--	--	--	--	--	--	--	--	--	--	--	--	--	--	--	--	--	--	--	--	--	--	--	--	--	--	--	--	--	--	--	--	--	--	--	--	--	--	--	--	--	--	--	--	--	--	--	--	--	--	--	--	--	--	--	--	--	--	--	--	--	--	--	--	--	--	--	--	--	--	--	--	--	--	--	--	--	--	--	--	--	--	--	--	--	--	--	--	--	--	--	--	--	--	--	--	--	--	--	--	--	--	--	--	--	--	--	--	--	--	--	--	--	--	--	--	--	--	--	--	--	--	--	--	--	--	--	--	--	--	--	--	--	--	--	--	--	--	--	--	--	--	--	--	--	--	--	--	--	--	--	--	--	--	--	--	--	--	--	--	--	--	--	--	--	--	--	--	--	--	--	--	--	--	--	--	--	--	--	--	--	--	--	--	--	--	--	--	--	--	--	--	--	--	--	--	--	--	--	--	--	--	--	--	--	--	--	--	--	--	--	--	--	--	--	--	--	--	--	--	--	--	--	--	--	--	--	--	--	--	--	--	--	--	--	--	--	--	--	--	--	--	--	--	--	--	--	--	--	--	--	--	--	--	--	--	--	--	--	--	--	--	--	--	--	--	--	--	--	--	--	--	--	--	--	--	--	--	--	--	--	--	--	--	--	--	--	--	--	--	--	--	--	--



CONSTRUCTION DOCUMENTS

Revisions:	Date

CONSULTANTS:

Calibre
9090 S RIDGELINE BLVD, SUITE 105
HIGHLANDS RANCH, COLORADO 80129
PHONE: (303) 730-0434

Albertson Engineering Inc.

SUMMIT
FIRE PROTECTION

ALBERTSON ENGINEERING, INC.
315 NORTH MAIN AVENUE, SUITE 200
SIOUX FALLS, SOUTH DAKOTA 57104
PH: (605) 274-0880

SUMMIT FIRE CONSULTING
575 MINNEHAHA AVE WEST
ST. PAUL, MINNESOTA 55103
(612) 387-7050



ARCHITECT

FOURFRONT
DESIGN INC.

FOURFRONT DESIGN, INC.
517 7TH STREET
RAPID CITY, SOUTH DAKOTA
57701
PH: (605) 342-9470
FAX: (605) 342-2377
WWW.FOURFRONTDESIGN.COM

Drawing Title
GATE DETAILS

Approved: Project Director
FARGO VAHCS

Date
11/16/2021

Checked
JAG

Drawn
WFP

Project Title
**EXPAND BLDG. 1 FOR
PRIMARY CARE**

Location
2101 ELM STREET
FARGO, ND 58102

Project Number
437-315

Building Number
1

Drawing Number
DT102

Dwg. 22 of 128

Office of
Construction
and Facilities
Management

Department of
Veterans Affairs

GENERAL NOTES:

- 1. SHEET SIZE FOR PROPER SCALE IS 30X42.
- 2. IT IS THE RESPONSIBILITY OF THE CONTRACTOR TO FIELD VISIT THE PROJECT AND VERIFY EXISTING CONDITIONS. DIMENSIONS AND PROPOSED CONDITIONS. COORDINATE DEMOLITION BETWEEN ALL TRADES. NOTIFY A/E IMMEDIATELY OF ANY CONFLICTS OR DISCREPANCIES.
- 3. EXISTING DOORS SHOW AT 45 DEGREE ANGLE FOR CLARITY WITH THE EXCEPTION OF TOILET PARTITIONS.
- 4. EXISTING WALL SHADED FOR CLARITY.

DEMOLITION LEGEND:

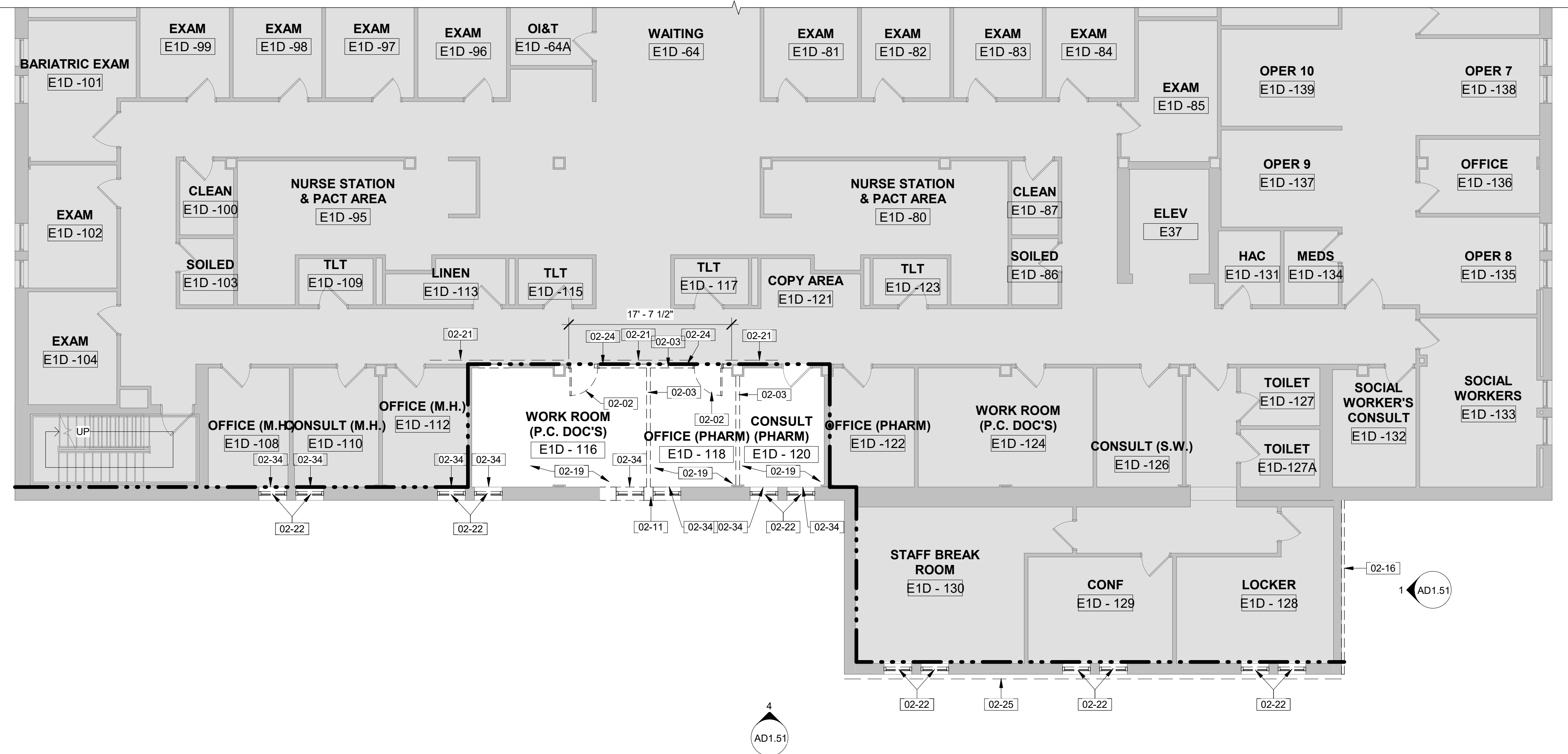
- PERIMETER OF NEW BUILDING FOOTPRINT
- AREA OF WORK NOT IN THE SCOPE. EXISTING TO REMAIN.
- ITEMS TO BE DEMOLISHED. SEE KEYNOTES.

KEYNOTES:

- 02-02 REMOVE EXISTING DOOR, DOOR HARDWARE, AND FRAME COMPLETELY.
- 02-03 REMOVE EXISTING WALL FROM FLOOR TO STRUCTURE ABOVE.
- 02-11 REMOVE PORTION OF EXISTING MASONRY WALL AND WINDOWS AS REQUIRED FOR NEW OPENING. SEE DETAIL 3A1.44.
- 02-16 REMOVE EXISTING MASONRY VENEER TO THE EXTENTS SHOWN. ACCOMMODATE NEW MASONRY AS REQUIRED AT NEW PLANE. FIELD VERIFY.
- 02-19 REMOVE EXISTING FLOOR COVERING AND BASE AS REQUIRED TO ACCOMMODATE NEW FLOOR PLAN.
- 02-21 REMOVE EXISTING HANDRAIL AND RUB RAILS AS REQUIRED TO ACCOMMODATE NEW FLOOR PLAN. REINSTALL AS REQUIRED.
- 02-22 DEMO EXISTING ALUMINUM WINDOW. PREP ROUGH OPENING FOR INFILL. SEE SHEET A1.40 WALL TYPE MSD FOR INFILL.
- 02-23 DEMO EXISTING LOUVER. ACCOMMODATE TO INSTALL NEW DUCTING AT THE OPENING. REFER TO MECHANICAL.
- 02-24 REMOVE SIGNS AND REINSTALL ON NEW LOCATIONS AS REQUIRED.
- 02-25 SAWCUT (PLANE) THE FACE OF THE PRE-CAST ACCENT AT THE BASE OF THE BRICK. THE PRE-CAST SHALL BE PLANNED TO ALIGN WITH FACE BRICK ABOVE. SEE STRUCTURAL DRAWINGS FOR FURTHER DETAIL.
- 02-34 REMOVE AND SALVAGE EXISTING SHADE.



1 DEMOLITION PLAN - BASEMENT LEVEL
1/8" = 1'-0"



2 DEMOLITION PLAN - FIRST LEVEL
1/8" = 1'-0"

SHEET SPECIFIC NOTES:

- 1. IT IS THE RESPONSIBILITY OF THE CONTRACTOR TO FIELD VISIT THE PROJECT AND VERIFY EXISTING CONDITIONS.
- 2. THE DEMOLITION PLAN INDICATES GENERAL INFORMATION AND INTENT. THE CONTRACTOR SHALL COORDINATE DEMOLITION WITH NEW CONSTRUCTION TO ENSURE QUALITY OF FINAL PRODUCT.
- 3. DASHED BOLD LINES INDICATE EXTENT OF DEMOLITION INCLUDING THE FOLLOWING: INTERIOR PARTITIONS (REMOVE TO STRUCTURE); CEILINGS, INCLUDING CEILING SUSPENSION SYSTEM, MISC. STEEL SUPPORTS FOR SUSPENDED EQUIPMENT, SUSPENDED EQUIPMENT, LIGHT FIXTURES, DIFFUSERS AND GRILLES ETC.; FLOOR FINISHES (TO CONCRETE) INCLUDING CARPET, RESILIENT TILE, SHEET VINYL, CERAMIC TILE ETC.; DOORS AND FRAMES UNLESS NOTED OTHERWISE; CMU BLOCK/BRICK AND BACKUP WALL SYSTEM; CABINET WORK, SHELVING, BASES; TOILET PARTITIONS AND ACCESSORIES; EQUIPMENT ITEMS; PLUMBING FIXTURES.
- 4. GENERAL CONTRACTOR SHALL COORDINATE DEMOLITION BETWEEN ALL TRADES. NOTIFY A/E IMMEDIATELY OF ANY CONFLICTS OR DISCREPANCIES.
- 5. REFER TO PHASING SHEET FOR PROJECT PHASING AND SEQUENCE OF WORK. ALL DEMOLITION AND REMODEL WORK MUST BE CLOSELY COORDINATED WITH THE COR.
- 6. THE GENERAL CONTRACTOR SHALL INSPECT AND FIELD VERIFY EXISTING CONDITIONS PRIOR TO COMMENCING WORK, INCLUDING ELEMENTS SUBJECT TO DAMAGE OR MOVEMENT DURING DEMOLITION, CUTTING OR PATCHING.
- 7. MATERIAL, PRODUCT FROM DEMOLITION SHALL BECOME THE PROPERTY AND RESPONSIBILITY OF THE CONTRACTOR WITH THE EXCEPTION OF SPECIFIED ITEMS DESIGNATED EITHER IN THE PLANS OR VERBALLY REQUESTED BY THE (COR) TO BE RETAINED BY THE VA.
- 8. OFFSITE DISPOSAL OF THE DEMOLISHED ITEMS IS THE RESPONSIBILITY OF THE CONTRACTOR AND SHALL BE DISPOSED OF LAWFULLY.
- 9. DEMOLITION MATERIALS SHALL BE REMOVED FROM SITE ON A DAILY BASIS. COORDINATE WITH THE COR THE IDENTIFICATION AND TRANSFER OF ANY ITEMS THAT NEED TO BE SALVAGED.
- 10. VERIFY LOCATION OF EXISTING UTILITY LINES PRIOR TO STARTING DEMOLITION. MAY NOT BE LIMITED TO UTILITIES SHOWN ON ARCHITECTURAL, MECHANICAL, PLUMBING, AND ELECTRICAL PLANS. REFER TO THE THESE DRAWINGS FOR ADDITIONAL INFORMATION.
- 11. UPON ENCOUNTERING UNFORESEEN CONDITIONS DURING REMODEL WORK, THE CONTRACTOR SHALL NOTIFY THE (COR) BEFORE PROCEEDING.
- 12. COORDINATE DEMOLITION SHOWN ON THIS SHEET WITH DEMOLITION SHOWN ON MECHANICAL, PLUMBING, AND ELECTRICAL DEMOLITION DRAWINGS. CREATE PENETRATIONS AS REQUIRED FOR NEW CONSTRUCTION ON MECHANICAL, ELECTRICAL, AND PLUMBING DRAWINGS.
- 13. THE CONTRACTOR SHALL PROTECT EXISTING CONSTRUCTION TO REMAIN. DAMAGE TO EXISTING CONSTRUCTION SHALL BE REPAIRED TO EXISTING OR BETTER CONDITION.
- 14. ERECT AND MAINTAIN TEMPORARY PARTITIONS AND ENCLOSURES FOR EXTERIOR OPENINGS TO PREVENT THE TRANSMISSION OF DUST, ODOR, AND NOISE AND MAINTAIN WEATHER TIGHT CONDITIONS.
- 15. PROVIDE TEMPORARY MECHANICAL EXHAUST SYSTEMS TO MAINTAIN A NEGATIVE PRESSURE WITHIN DEMOLITION ZONES.
- 16. AT INTERSECTIONS OF REMOVED WALLS WITH WALL TO REMAIN, REPAIR REMAINING WALLS TO MATCH ADJACENT FINISHED WALLS OR BETTER.
- 17. CONTRACTOR SHALL PROVIDE TEMPORARY SEAL AT ALL DOOR AND WALL OPENINGS AT PERIMETER WALLS DURING DEMOLITION WORK TO PROTECT ADJACENT AREAS FROM DUST INTRUSION.
- 18. SOLID SHADED (GRAY) REGIONS DEPICT EXISTING CONSTRUCTION TO REMAIN.
- 19. SEE MECHANICAL, ELECTRICAL AND FIRE PROTECTION DRAWINGS FOR OTHER DEMOLITION WORK.
- 20. CONTRACTOR SHALL BE RESPONSIBLE FOR MOVING ALL FURNISHINGS AND NON PERMANENTLY ATTACHED EQUIPMENT PRIOR TO COMMENCEMENT OF DEMOLITION. CONTRACTOR SHALL COORDINATE WITH COR ON LOCATION OF STORED FURNISHINGS.
- 21. CAPABANDON ALL UTILITIES NOT REMOVED TO MAKE ROOM FOR NEW CONSTRUCTION AS REQUIRED. COORDINATE WITH PROPOSED NEW CONSTRUCTION CONDITIONS.
- 22. SEE DEMOLITION CEILING PLAN FOR CEILING DEMOLITION.
- 23. CONTRACTOR SHALL PROTECT ADJACENT ROOMS FROM DAMAGE DURING CONSTRUCTION. RESTORE ALL DAMAGE TO ORIGINAL CONDITION.
- 24. ALL INFILL AND PATCHWORK SHALL MATCH ADJACENT SURFACES, IE. WALL, CEILINGS, FLOORS, ETC. COORDINATE WITH NEW FINISHES WHERE REQUIRED; SEE FINISH SCHEDULE FOR DISTURBED/DAMAGED BY DEMOLITION AND NEW CONSTRUCTION.
- 25. DEMOLITION PLANS SHOW EXISTING ROOM NAMES AND NUMBERS. ALL OTHER DRAWINGS SHOW NEW AND EXISTING ROOM NAMES AND NUMBERS.

CONSTRUCTION DOCUMENTS

<p>11/18/2021 10:46:43 AM</p> <p>one eighth inch = one foot one quarter inch = one foot one half inch = one foot three eighths inch = one foot three quarters inch = one foot one and one half inches = one foot one and three quarters inches = one foot</p>		<p>CONSULTANTS:</p> <p>Calibre CALIBRE 9090 S RIDGELINE BLVD, SUITE 105 HIGHLANDS RANCH, COLORADO 80129 PHONE (303) 730-0434</p> <p>Albertson Engineering Inc.</p> <p>SUMMIT FIRE PROTECTION</p> <p>ALBERTSON ENGINEERING INC. 3202 W MAIN ST C RAPID CITY, SOUTH DAKOTA 57702 PHONE (605) 343-9606</p> <p>SUMMIT FIRE CONSULTING 575 MINNEHAHA AVE WEST ST. PAUL, MINNESOTA 55103 (612) 387-7050</p>		<p>ARCHITECT</p> <p>FOURFRONT DESIGN INC.</p> <p>FOURFRONT DESIGN, INC. 517 7TH STREET RAPID CITY, SOUTH DAKOTA 57701 PH: (605) 342-9470 FAX: (605) 342-2377 WWW.FOURFRONTDESIGN.COM</p>	<p>Drawing Title</p> <p>DEMOLITION PLAN - FIRST LEVEL</p> <p>Approved: Project Director</p> <p>FARGO VAHCS</p>	<p>Project Title</p> <p>EXPAND BLDG. 1 FOR PRIMARY CARE</p> <p>Location</p> <p>2101 ELM STREET FARGO, ND 58102</p> <p>Date</p> <p>11/16/21</p> <p>Checked</p> <p>JS</p> <p>Drawn</p> <p>JGC</p>	<p>Project Number</p> <p>437-315</p> <p>Building Number</p> <p>1</p> <p>Drawing Number</p> <p>AD1.01</p> <p>Dwg. 23 of 128</p>	<p>Office of Construction and Facilities Management</p> <p>Department of Veterans Affairs</p>
---	--	--	--	--	--	---	--	---

GENERAL NOTES:

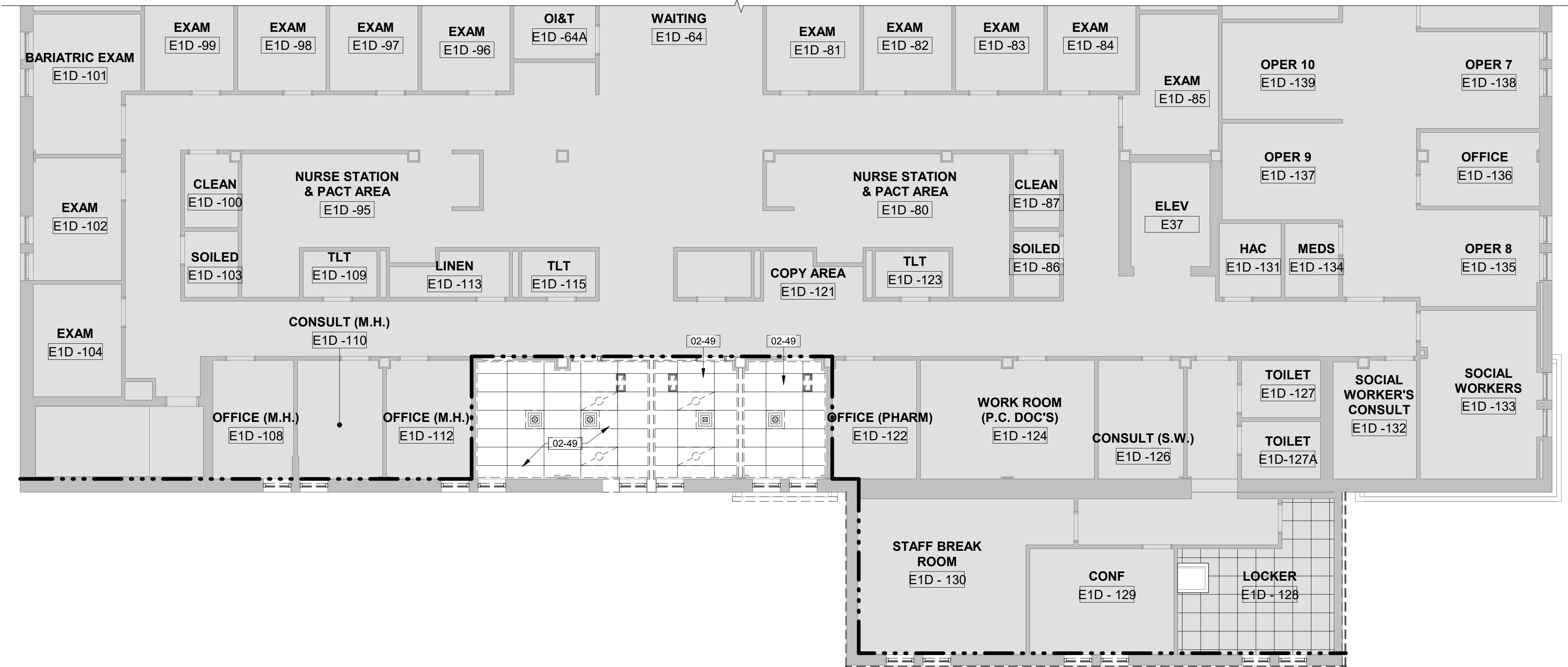
1. SHEET SIZE FOR PROPER SCALE IS 30X42.
2. IT IS THE RESPONSIBILITY OF THE CONTRACTOR TO FIELD VISIT THE PROJECT AND VERIFY EXISTING CONDITIONS/DIMENSIONS AND PROPOSED CONDITIONS. COORDINATE DEMOLITION BETWEEN ALL TRADES. NOTIFY A/E IMMEDIATELY OF ANY CONFLICTS OR DISCREPANCIES.
3. EXISTING DOORS SHOW AT 45 DEGREE ANGLE FOR CLARITY WITH THE EXCEPTION OF TOILET PARTITIONS.
4. EXISTING WALL SHADED FOR CLARITY.

DEMOLITION LEGEND:

- PERIMETER OF NEW BUILDING FOOTPRINT
- AREA OF WORK NOT IN THE SCOPE. EXISTING TO REMAIN.
- ITEMS TO BE DEMOLISHED. SEE KEYNOTES.

KEYNOTES:

- 02-49 REMOVE EXISTING ACOUSTICAL CEILING TILE AND GRID TO ITS ENTIRETY, AND ANY ASSOCIATED MECHANICAL/ELECTRICAL/PLUMBING/FIRE PROTECTION FIXTURES. SEE MECHANICAL/PLUMBING/ELECTRICAL/FIRE PROTECTION FOR ADDITIONAL INFORMATION.



1 DEMOLITION REFLECTED CEILING PLAN - FIRST LEVEL
1/8" = 1'-0"

SHEET SPECIFIC NOTES:

1. IT IS THE RESPONSIBILITY OF THE CONTRACTOR TO FIELD VISIT THE PROJECT AND VERIFY EXISTING CONDITIONS/DIMENSIONS AND PROPOSED CONDITIONS.
2. THE DEMOLITION PLAN INDICATES GENERAL INFORMATION AND INTENT. THE CONTRACTOR SHALL COORDINATE DEMOLITION WITH NEW CONSTRUCTION TO ENSURE QUALITY OF FINAL PRODUCT.
3. DASHED BOLD LINES INDICATE EXTENT OF DEMOLITION INCLUDING THE FOLLOWING: INTERIOR PARTITIONS (REMOVE TO STRUCTURE), CEILINGS, INCLUDING CEILING SUSPENSION SYSTEM, MISC. STEEL SUPPORTS FOR SUSPENDED EQUIPMENT, SUSPENDED EQUIPMENT, LIGHT FIXTURES, DIFFUSERS AND GRILLES ETC.; FLOOR FINISHES (TO CONCRETE) INCLUDING CARPET, RESILIENT TILE, SHEET VINYL, CERAMIC TILE ETC.; DOORS AND FRAMES UNLESS NOTED OTHERWISE; CMU BLOCK/BRICK AND BACKUP WALL SYSTEM, CABINET WORK, SHELVING, BENCHES, TOILET PARTITIONS AND ACCESSORIES; EQUIPMENT ITEMS; PLUMBING FIXTURES.
4. GENERAL CONTRACTOR SHALL COORDINATE DEMOLITION BETWEEN ALL TRADES. NOTIFY A/E IMMEDIATELY OF ANY CONFLICTS OR DISCREPANCIES.
5. REFER TO PHASING SHEET FOR PROJECT PHASING AND SEQUENCE OF WORK. ALL DEMOLITION AND REMODEL WORK MUST BE CLOSELY COORDINATED WITH THE COR.
6. THE GENERAL CONTRACTOR SHALL INSPECT AND FIELD VERIFY EXISTING CONDITIONS PRIOR TO COMMENCING WORK, INCLUDING ELEMENTS SUBJECT TO DAMAGE OR MOVEMENT DURING DEMOLITION, CUTTING OR PATCHING.
7. MATERIAL, PRODUCT FROM DEMOLITION SHALL BECOME THE PROPERTY AND RESPONSIBILITY OF THE CONTRACTOR WITH THE EXCEPTION OF SPECIFIED ITEMS DESIGNATED EITHER IN THE PLANS OR VERBALLY REQUESTED BY THE (COR) TO BE RETAINED BY THE VA.
8. OFFSITE DISPOSAL OF THE DEMOLISHED ITEMS IS THE RESPONSIBILITY OF THE CONTRACTOR AND SHALL BE DISPOSED OF LAWFULLY.
9. DEMOLITION MATERIALS SHALL BE REMOVED FROM SITE ON A DAILY BASIS. COORDINATE WITH THE COR THE IDENTIFICATION AND TRANSFER OF ANY ITEMS THAT NEED TO BE SALVAGED.
10. VERIFY LOCATION OF EXISTING UTILITY LINES PRIOR TO STARTING DEMOLITION. MAY NOT BE LIMITED TO UTILITIES SHOWN ON ARCHITECTURAL, MECHANICAL, PLUMBING, AND ELECTRICAL PLANS. REFER TO THESE DRAWINGS FOR ADDITIONAL INFORMATION.
11. UPON ENCOUNTERING UNFORESEEN CONDITIONS DURING REMODEL WORK, THE CONTRACTOR SHALL NOTIFY THE (COR) BEFORE PROCEEDING.
12. COORDINATE DEMOLITION SHOWN ON THIS SHEET WITH DEMOLITION SHOWN ON MECHANICAL, PLUMBING, AND ELECTRICAL DEMOLITION DRAWINGS. CREATE PENETRATIONS AS REQUIRED FOR NEW CONSTRUCTION ON MECHANICAL, ELECTRICAL, AND PLUMBING DRAWINGS.
13. THE CONTRACTOR SHALL PROTECT EXISTING CONSTRUCTION TO REMAIN. DAMAGE TO EXISTING CONSTRUCTION SHALL BE REPAIRED TO EXISTING OR BETTER CONDITION.
14. ERECT AND MAINTAIN TEMPORARY PARTITIONS AND ENCLOSURES FOR EXTERIOR OPENINGS TO PREVENT THE TRANSMISSION OF DUST, ODOR, AND NOISE AND MAINTAIN WEATHER TIGHT CONDITIONS.
15. PROVIDE TEMPORARY MECHANICAL EXHAUST SYSTEMS TO MAINTAIN A NEGATIVE PRESSURE WITHIN DEMOLITION ZONES.
16. AT INTERSECTIONS OF REMOVED WALLS WITH WALL TO REMAIN, REPAIR REMAINING WALLS TO MATCH ADJACENT FINISHED WALLS OR BETTER.
17. CONTRACTOR SHALL PROVIDE TEMPORARY SEAL AT ALL DOOR AND WALL OPENINGS AT PERIMETER WALLS DURING DEMOLITION WORK TO PROTECT ADJACENT AREAS FROM DUST INTRUSION.
18. SOLID SHADED (GRAY) REGIONS DEPICT EXISTING CONSTRUCTION TO REMAIN.
19. SEE MECHANICAL, ELECTRICAL AND FIRE PROTECTION DRAWINGS FOR OTHER DEMOLITION WORK.
20. CONTRACTOR SHALL BE RESPONSIBLE FOR MOVING ALL FURNISHINGS AND NON PERMANENTLY ATTACHED EQUIPMENT PRIOR TO COMMENCEMENT OF DEMOLITION. CONTRACTOR SHALL COORDINATE WITH COR ON LOCATION OF STORED FURNISHINGS.
21. CAPABANDON ALL UTILITIES NOT REMOVED TO MAKE ROOM FOR NEW CONSTRUCTION AS REQUIRED. COORDINATE WITH PROPOSED NEW CONSTRUCTION CONDITIONS.
22. SEE DEMOLITION CEILING PLAN FOR CEILING DEMOLITION.
23. CONTRACTOR SHALL PROTECT ADJACENT ROOMS FROM DAMAGE DURING CONSTRUCTION. RESTORE ALL DAMAGE TO ORIGINAL CONDITION.
24. ALL INFILL AND PATCHWORK SHALL MATCH ADJACENT SURFACES, IE. WALL, CEILINGS, FLOORS, ETC. COORDINATE WITH NEW FINISHES WHERE REQUIRED; SEE FINISH SCHEDULE FOR DISTURBED/DAMAGED BY DEMOLITION AND NEW CONSTRUCTION.
25. DEMOLITION PLANS SHOW EXISTING ROOM NAMES AND NUMBERS. ALL OTHER DRAWINGS SHOW NEW AND EXISTING ROOM NAMES AND NUMBERS.

CONSTRUCTION DOCUMENTS

Revisions:		Date:	
CONSULTANTS:			
 CALIBRE 9090 S RIDGELINE BLVD, SUITE 105 HIGHLANDS RANCH, COLORADO 80129 PHONE (303) 730-0434		 ALBERTSON ENGINEERING INC. 3202 W MAIN ST C RAPID CITY, SOUTH DAKOTA 57702 PHONE (605) 343-9606	
 SUMMIT FIRE PROTECTION SUMMIT FIRE CONSULTING 575 MINNEHAHA AVE WEST ST. PAUL, MINNESOTA 55103 (612) 387-7050			
ARCHITECT		ARCHITECT	
 FOURFRONT DESIGN, INC. FOURFRONT DESIGN, INC. 517 7TH STREET RAPID CITY, SOUTH DAKOTA 57701 PH: (605) 342-9470 FAX: (605) 342-2377 WWW.FOURFRONTDESIGN.COM		Drawing Title DEMOLITION REFLECTED CEILING PLAN - FIRST LEVEL	
Approved: Project Director FARGO VAHCS		Project Title EXPAND BLDG. 1 FOR PRIMARY CARE	
Date 11/16/21		Location 2101 ELM STREET FARGO, ND 58102	
Checked JS		Drawn JGC	
Dwg. 24 of 128		Drawing Number AD1.50	
Office of Construction and Facilities Management		Department of Veterans Affairs	