Champ FMVA LED floodlights

Cl. I, Div. 2, Groups A, B, C, D
Cl. I, Zone 2
Cl. II, Groups E, F, G

UL Listed
IECEx/ATEX
Type 4X; IP66

TYPE 'FL1'

The Champ FMVA LED family

Champ® FMVA LED floodlights are designed to provide full-spectrum, crisp, white light. Seven versions of the FMVA LED are available, from 3,000 to 15,000 lumens, providing ideal solutions for a wide range of harsh and hazardous applications.

Model	Nominal lumens[A]	Watts	Lumens per watt	Equivalent HID luminaire	Energy savings
FMVA3L	3,312	26	129	70W	Up to 75% reduction in energy costs and 150,000 hours of continuous operation
FMVA5L	5,381	40	133	100W	
FMVA7L	7,274	55	132	175W	
FMVA9L	9,479	67	142	250W	
FMVA11L	11,776	82	144	320W	
FMVA13L	13,362	93	143	400W	
FMVA15L	15,183	108	140	500W	

Applications:

- Oil and gas refineries, drilling rigs, petrochemical facilities, food and beverage facilities, platforms, loading docks, tunnels, outdoor wall and stanchion mounted general area lighting, and where flammable vapors, gases, ignitable dusts, fibers or flyings are present
- Locations requiring continuous and consistent light levels in extreme ambient temperatures
- Where extremely corrosive, wet, dusty, hot and/or cold conditions exist
- IP66, Type 4X, marine, wet locations and hose down environments
- Classified and hazardous locations

Features:

- Instant illumination and restrike
- Better visibility with crisp, white light
- Cold temperature operation/no warm-up required
- Minimum T3C temperature rating – safely operate in the most hazardous environments and any non-hazardous location
- Serviceable drivers
- Easy installation – yoke design to mount to SFA6
- Energy-efficient technology – up to 72% energy savings over HID fixtures
- 60,000 hours of rated life at 55°C – eliminates need for frequent lamp replacement
- Contains no mercury or other hazardous substances
- Shock- and vibration-resistant solid state luminaires have no filaments or glass components that could break – greatly reduces the risk of premature failure
- Operating ambient: -40°C to 65°C (NEC only; IEC: -40°C to 55°C)
- 5 year fixture warranty

Certifications and compliances:

- DesignLights Consortium® Qualified (pending)[B]

NEC/CEC:

- Class I, Division 2, Groups A, B, C, D; Class I, Zone 2; Class II, Groups E, F, G
- Wet locations, Type 4X, IP66

UL standards:

- UL844; UL1598; UL1598A; UL8750

IEC standards[H]:

- IEC 60079-0, 6th Edition (2011-06) + Corr. 1 (2012-01) + Corr. 2 (2013-12) + I-SH 01 (2013-11) + I-SH 02 (2014-10)/EN 60079-0:2012 + A11:2013
- IEC 60079-7, Edition 5.1 (2017-08)/EN 60079-7: 2015 +A1:2018
- IEC 60079-31, 2nd Edition (2013-11)/EN 60079-31:2014
- IEC 60598-1:2008/EN60598-1:2008
- IEC 60598-2:2008/EN60598-2:2008

IECEx/ATEX[H]:

- CE 0359
- IECEx UL15.0029X
- DEMKO 15 ATEX 1377X
- DEMKO 15 ATEX 1383
- Ex II 3 G Ex ec mb IIC T5 Gc Tamb -40° - +40°C
- Ex II 3 G Ex ec mb IIC T5 Gc Tamb -40° - +40°C[G]
- Ex ec IIC T5 Gc Tamb -40°C - +40°C
- Ex ec IIC T4 Gc Tamb -40°C - +55°C
- Ex II 2 D Ex tb IIIC T65 Db Tamb -40°C - +40°C
- Ex II 2 D Ex tb IIIC T80 Db Tamb -40°C - +55°C
- Ex tb IIIC T65 Db Tamb -40°C - +40°C
- Ex tb IIIC T80 Db Tamb -40°C - +55°C

Standard materials:

- Lamp housing and adapter – die cast aluminum with Corro-free epoxy powder coat
- Lens – heat- and impact-resistant glass (standard)
- Gaskets – silicone and neoprene
- External hardware – stainless steel

Fixture life:

- Rated life of 60,000 hours at 55°C operating ambient and 24/7 continuous operation for 365 days
- Economic life of 150,000 hours at 25°C ambient

LED system:

- Cool white (5000K, 70 CRI) and warm white (3000K, 80 CRI)
- Custom designed optics – 7x6 standard; 3x3 (optional)

Photometrics:

- Complete photometrics can be found at www.crouse-hinds.com/photometrics

Electrical ratings:

Model	Input power (watts)	Input amps at 120-277 VAC
FMVA3L	25	0.27 - 0.10
FMVA5L	40	0.41 - 0.16
FMVA7L	54-56	0.56 - 0.21
FMVA9L	67-69	0.78 - 0.28
FMVA11L	81-84	0.84 - 0.30
FMVA13L	91-95	0.95 - 0.34
FMVA15L	107-113	1.12 - 0.40

FMVA3L-FMVA15L	
Voltage range, VAC[C]	100-277V at 50/60 Hz
Voltage range, VDC	127-250V
Power factor	>0.90[D]

[A] Tolerance +/- 10%; at 120 VAC, 25°C ambient, 7x6 optics.
[B] Refer to www.designlights.org Qualified Products List under family models for full listing details. Not all models are approved for all application categories.
[C] IEC voltage; 100-250 VAC at 50/60 Hz, UNV34 option for FMVA9L-15L only.
[D] For FMVA3L: PF >0.90 from 100-255 VAC. From 255-277V, it varies +/- 10%. All other lumen levels are above 0.90 PF across full voltage range.
[G] T4 from -40°C to +40°C when used with 3x3 optic.
[H] Not applicable for FMVA9L-15L UNV34.

 Copyright® 2019 Eaton

Champ FMVA LED floodlights

Cl. I, Div. 2, Groups A, B, C, D
Cl. I, Zone 2
Cl. II, Groups E, F, G

UL Listed
IECEx/ATEX
Type 4X; IP66

Versatile design

- Can be used for outdoor or indoor applications, and for a wide range of mounting heights depending on model and light level requirement

Smaller and lighter

- 25% smaller footprint than previous model
- 10 lbs. (4.5 kg) less weight than previous model

Full-frame yoke

- Designed to utilize the SFA6 slipfitter and SWB6 wall mount bracket, making it ideal for retrofit or new installations

High lumen output

- Up to 144 lumens per watt
- Up to 72% energy savings over traditional HID fixtures (compared to 400W MH)

Multiple lens options

- Tempered clear glass lens standard
- Polycarbonate and diffused glass lens options available

Rugged heat sink

- Heat sink designed to perform and provide maximum light levels in high ambient temperatures up to +65°C and as low as -40°C
- Thick walled castings make for a tough, rugged housing that keeps the internal driver and LED temperature down

 Copyright© 2019 Eaton

Ordering information:

Part number example

FMVA7LCY-UNV1-76-M20-S891-BZ

FMVA 7L C Y - UNV1 - 76 - M20 - S891 - BZ

Light source / intensity

3L	3,312 nominal lumens[E]
5L	5,381 nominal lumens[E]
7L	7,274 nominal lumens[E]
9L	9,479 nominal lumens[E]
11L	11,776 nominal lumens[E]
13L	13,362 nominal lumens[E]
15L	15,183 nominal lumens[E]

Color temperature

C	5000K, 70 CRI (cool white)
W	3000K, 80 CRI (warm white)

Mounting

Y	Yoke

Voltage

/UNV1[F]	100-277 VAC, 50/60 Hz; 127-250 VDC
/UNV34[J]	347-480 VAC, 50/60 Hz

Optical distribution

76	7x6 floodlight pattern optics
33	3x3 floodlight pattern optics

Entries

BLANK	¾" NPT
M20	20mm
M25	25mm

Lens material

BLANK	Clear glass lens
S891	Diffused glass lens
S903	Polycarbonate lens

Paint

BLANK	Gray
BZ	Bronze
WH	White

Options:

Description	Suffix
• Diffused glass lens	S891
• Polycarbonate lens	S903

Accessories (ordered separately):

Description	Cat. #
• Bull horn, gray	BLHN
• Bull horn, bronze	BLHN-BZ
• Bull horn, white	BLHN-WH
• Bolt-on visor	DSV2
• Bolt-on wire guard	P62
• 316 stainless steel safety cable *Can be added in the field*	SC831
• Floodlight slipfitter	SFA6
• Slipfitter wall mount adapter	SWB6

Replacement driver kits (ordered separately)

FMVA 3-5-7L UNV1 DRIVER KIT	UNV1 Replacement driver kit for 3L, 5L and 7L models
FMVA 9-11-13L UNV1 DRIVER KIT	UNV1 Replacement driver kit for 9L, 11L and 13L models
FMVA 15L UNV1 DRIVER KIT	UNV1 Replacement driver kit for 15L model
FMVA 9L-11L UNV34 DRIVER KIT	UNV34 Replacement driver kit for 9L and 11L models
FMVA 13L-15L UNV34 DRIVER KIT	UNV34 Replacement driver kit for 13L and 15L models

[E] 7x6 model.
[F] IEC voltage; 100-250V at 50/60 Hz.
[J] Available for FMVA9L-15L only.

 Copyright© 2019 Eaton

Temperature performance data:

Model	Ambient temp. °C	Class I, Div. 2	Class II, Div. 1	Simultaneous rating Class I, Div. 2; Div. 1	Class I, Zone 2	ATEX 3G	ATEX 2D	Minimum wire temp. °C
FMVA3L-FMVA15L	40	T5	T4	T4	T5	T5	T65	105
	55	T4A	T3C	T3C	T4	T4	T80	105
	65	T4A	T3C	T3C	T4	–	–	105

Drivers:

Option	FMVA3L-FMVA15L
/UNV1	NEC: 100-277 VAC, 50/60 Hz; 127-250 VDC; IEC: 100-240 VAC, 50/60 Hz; 127-250 VDC
/UNV34❶	NEC/CEC only: 347-480 VAC, 50/60 Hz

Weights and dimensions:

Model	Lbs.	Kg.	Width in.	Width mm.	Height in.	Height mm.	Depth in.	Depth mm.
FMVA3L-FMVA15L	32.00	14.50	15.50	393.70	12.00	304.80	7.00	177.80

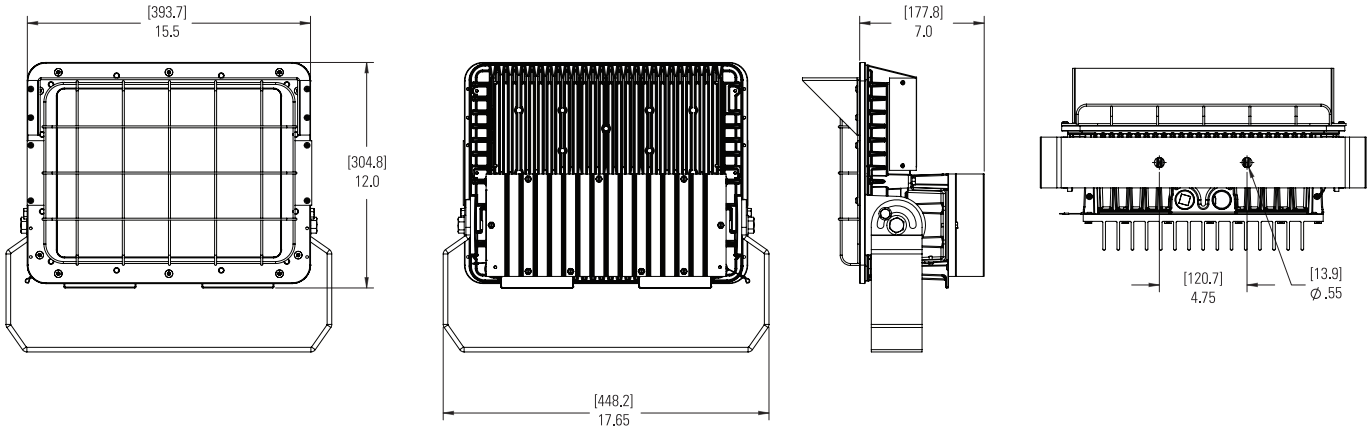

❶UNV34 driver available for FMVA9L-15L only.

 Copyright© 2019 Eaton

Hazard-Gard EVLL explosionproof LED luminaires

Class I, Division 1 factory sealed LED luminaire for general illumination

Cl. I, Div. 1, Groups B, C, D
Cl. II, Groups E, F, G
Cl. III & Simultaneous Presence

UL Listed
CSA Certified
IECEx/ATEX
Wet Locations
NEMA 4X; IP66

2L

TYPE 'TP2'

The hazardous rated Hazard-Gard® EVLL LED luminaire is used for general lighting in areas where flammable or explosive vapors or gases are present.

Model	Nominal lumens	Watts[A]	Equivalent HID luminaire	Typical energy savings / lifetime
EVLL5L	5,734	56	100W-150W	62% energy savings and over 60,000 hours of continuous operation
EVLL7L	8,293	85	150W-175W	
EVLL9L	10,313	115	175W-250W	
EVLL11L	10,997	112	250W-320W	
EVLL13L	13,583	149	320W-400W	

Applications:

- For areas with mounting heights of up to 30 feet
- Oil and gas refineries, drilling rigs, petrochemical facilities, food and beverage facilities, platforms, loading docks, tunnels, outdoor wall and stanchion mounted general area lighting, and where flammable vapors, gases, ignitable dusts, fibers or flyings are present
- Locations requiring continuous and consistent light levels in extreme ambient temperatures
- Where extremely corrosive, wet, dusty, hot and/or cold conditions exist
- NEMA 4X, marine, wet locations and hose down environments
- Classified and hazardous locations

Features:

- Quick-connect design – install and wire the mounting module, then simply screw in the luminaire
- Factory sealed – no external sealing fittings required in Groups B, C and D
- Adapter available for connection to existing Hazard-Gard EVI, EVLP and EVM modules
- Energy-efficient – up to 62% reduction in energy used versus equivalent HID fixtures
- 60,000 hours rated life – eliminates need for frequent lamp replacement
- Shock- and vibration-resistant solid state luminaires have no filaments or glass components that could break – greatly reduces the risk of premature failure
- T5 temperature rating
- 5 year fixture warranty

Operating ambient temperature:

EVLL:

- -25°C to 65°C (EVLL5L-EVLL9L);
  -25°C to 55°C (EVLL11L & EVLL13L)

nEVLL:

- -20°C to 65°C (nEVLL5L-nEVLL9L);
  -20°C to 55°C (nEVLL11L & nEVLL13L)

Certifications and compliances:

EVLL models:

NEC/CEC:

- Class I, Division 1, Groups B, C, D
- Class II, Groups E, F, G
- Class III, Simultaneous Presence
- Wet locations, NEMA 4X, IP66

UL standards:

- UL844; UL1598; UL1598A

CSA standard:

- CSA C22.2 No. 137

nEVLL models:

IECEx/ATEX:

- Ex II 2G Ex d IIC (Zone 1, 2)
- Ex II 2D Ex tD A21 IP66 (Zone 21, 22)

ATEX:

- DEMKO 14 ATEX 1302151X
- CE

IECEx:

- IECEx UL 14.0053X

EMC:

- 2004/108/EC

Standard materials:

- Body and mounting modules – copper-free aluminum with Corro-free epoxy powder coat
- Lens – shatter-resistant, explosionproof glass
- Gaskets – Buna and Viton
- Guard – stainless steel
- External hardware – stainless steel
- Factory sealed[B]

LED system:

- Cool white (5000K), CRI 70
- Warm white (3000K), CRI 80
- Array complies with requirements of LM79 and LM80

Photometrics:

- Complete photometrics can be found at www.crouse-hinds.com/photometrics

Electrical ratings:

	EVLL5L	EVLL7L	EVLL9L	EVLL11L	EVLL13L
Voltage range, VAC	120-277	120-277	120-277	120-277	120-277
Frequency	50/60 Hz	50/60 Hz	50/60 Hz	50/60 Hz	50/60 Hz
Input power (watts)	56	85	115	112	149
Input amps at 100-277 VAC	0.47 - 0.21	0.72 - 0.32	0.96 - 0.42	0.94 - 0.41	1.25 - 0.54
Voltage range, VDC	108-250	108-250	108-250	108-250	108-250
Input amps at 108-250 VDC	0.53 - 0.23	0.81 - 0.35	1.08 - 0.46	1.07 - 0.45	1.43 - 0.60
Power factor	>0.95	>0.95	>0.95	>0.95	>0.95
Maintained lumens	5,734	8,293	10,313	10,997	13,583

[A] UNV1 at 120 VAC.

[B] Refer to installation and maintenance sheet for conduit seal requirements.

 Copyright© 2019 Eaton

Hazard-Gard EVLL explosionproof LED luminaires

Class I, Division 1 factory sealed LED luminaire for general illumination

Cl. I, Div. 1, Groups B, C, D
Cl. II, Groups E, F, G
Cl. III & Simultaneous Presence

UL Listed
CSA Certified
IECEx/ATEX
Wet Locations
NEMA 4X; IP66

Designed for hazardous areas. Hazard-Gard EVLL LED luminaires are engineered to stand up to the demanding conditions faced in Class I, Division 1 environments. The rugged design and efficient heat dissipation stands up to challenging conditions while delivering long life and high lumen performance.

Rugged design

- The LED housing is constructed of durable die cast aluminum, providing an efficient thermal path to the heat sink assembly
- Impact-resistant lens is sealed from the outside environment and provides ingress protection against water and dust
- Multi-die LEDs are used to provide energy-efficient, long life white light

Robust heat sink

- Heat sink designed to perform in high ambient temperatures up to +65°C[C] and as low as -25°C
- Thick walled castings make for a tough, rugged housing that keeps the internal driver and LED temperature down

Optional color temperatures

- Warm and cool white color temperatures available

Easy installation and replacement

- Contractor-friendly design is ideal for both retrofit and new construction applications
- Installed using the same mounting modules as existing Hazard-Gard luminaires
- Quick-connect design facilitates installation – install and wire the mounting module, then screw in your luminaire; two start Acme threads ease and reduce installation time

[C] EVLL5L-EVLL9L models.

 Copyright© 2019 Eaton

Hazard-Gard EVLL explosionproof LED luminaires

Class I, Division 1 factory sealed LED luminaire for general illumination

Cl. I, Div. 1, Groups B, C, D
Cl. II, Groups E, F, G
Cl. III & Simultaneous Presence

UL Listed
CSA Certified
IECEx/ATEX
Wet Locations
NEMA 4X; IP66

Ordering information:

Part number example

nEVLL5LCA20/UNV1 S812

n EVLL 5L C A 2 0 /UNV1 S812

Certification

n	IEC certified
BLANK	NEC and CEC certified

Lamp / function

5L	5,734 lumen LED
7L	8,293 lumen LED
9L	10,313 lumen LED
11L	10,997 lumen LED
13L	13,583 lumen LED

Color temperature

C	Cool (5000K)
W	Warm (3000K)

Mounting style

BLANK	Mounting module adapter or no mounting module
A	Pendant EVSP
BX	Wall bracket EVSW
CX[D]	Ceiling mount EVSC
J	Stanchion mount EVSJ
M[E]	Mounting module adapter EVSA

Options

S812[F]	Trunnion mount kit

Voltage

/UNV1	120-277 VAC, 50/60 Hz; 108-250 VDC
/UNV34	347-480 VAC, 50/60 Hz

Guard

0	No guard
1	Stainless steel

Hub size

BLANK	Mounting module adapter or no mounting module
2	¾" NPT *(pendant, ceiling and wall mount only)*
3	1" NPT *(pendant, ceiling and wall mount only)*
5	1½" NPT *(stanchion mount only)*
25	25mm *(pendant, ceiling and wall mount only)*
32	32mm *(pendant, ceiling and wall mount only)*

Accessories (ordered separately):

Description	Cat. #
• Stainless steel guard	P71

Dimensions:

Pendant

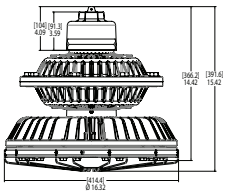

Ceiling

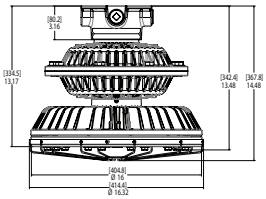

nEVLL only available with ceiling mount.

Stanchion

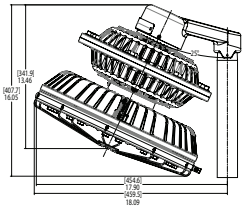

Wall

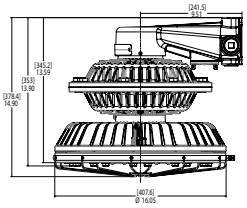

Trunnion

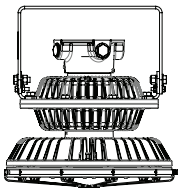

Family tree:

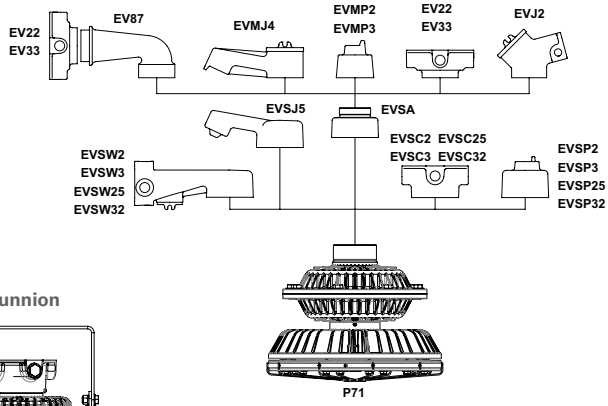

[D] nEVLL only available with ceiling mount or trunnion with ceiling mount.
[E] EVSA adapter for use with existing Crouse-Hinds series EVI, EVLP and EVM mounting modules.
[F] For pendant and ceiling mount only.

 Copyright© 2019 Eaton

Hazard-Gard EVLL explosionproof LED luminaires

Class I, Division 1 factory sealed LED luminaire for general illumination

Cl. I, Div. 1, Groups B, C, D
Cl. II, Groups E, F, G
Cl. III & Simultaneous Presence

UL Listed
CSA Certified
IECEx/ATEX
Wet Locations
NEMA 4X; IP66

Temperature performance data:

Model	Max. ambient temp. °C	Class I, Division 1	Class II, Divisions 1 & 2	Class I, II, Simultaneous Presence
EVLL5L	40	T6	T5	T5
	55	T6	T5	T5
	65	T5	–	–
EVLL7L	40	T6	T5	T5
	55	T6	T5	T5
	65	T5	–	–
EVLL9L	40	T6	T5	T5
	55	T6	T5	T5
	65	T5	–	–
EVLL11L	40	T6	T5	T5
	55	T6	T5	T5
EVLL13L	40	T6	T5	T5
	55	T6	T5	T5

Model	Max. ambient temp. °C	Zone 1	Zone 21
nEVLL 5L, 7L, 9L	65	T6	95
nEVLL 11L, 13L	55	T6	95

Net luminaire weights:

Model	Lbs.	Kg.
EVLL5L	51.76	23.48
EVLL7L	51.81	23.50
EVLL9L	52.38	23.76
EVLL11L	53.00	24.04
EVLL13L	53.00	24.04
Add mounting modules:		
Pendant	2.00	0.90
Ceiling	3.50	1.59
Wall	3.00	1.36
Stanchion	5.50	2.49
Adapter	2.00	0.90

 Copyright© 2019 Eaton

DDB Unlimited, Inc.
SOD SERIES
SOD-372420

15 YEAR WARRANTY
Best Warranty in the Industry

Why Choose the SOD Series?

The SOD series enclosure is the ultimate choice for your outdoor equipment racking applications when versatility is needed. Being constructed of our Alumiflex® material, you'll find it noticeably lighter than steel, yet strong enough to rack even the heaviest equipment. When choosing the SOD series, ease of installation along with pad, pole and wall mounting options provide endless possibilities for where you can locate. With many standard features including 3 point locking system, venting system with reusable filter and top solar shield; you will see the value quickly add up. Add to this a long list of available options including HVAC climate controls, electrical and cable entry solutions allows the SOD series to provide a flexibility of options that are second to none. All this with industry best lead times and competitive pricing as you have come to expect with DDB. The SOD series... a versatile, scalable design to meet a wide array of situations.

Application Types

Provides a secure, climate controlled environment for any electronic equipment.

- Telecommunications
- Wireless/Broadband
- DAS/BDA
- Fiber Optics
- Backhaul
- Base Station
- Small Cell
- Utility-Traffic
- Trailer-based Communications
- Wi-Fi
- Flexible and Scalable

Industry Standards

- NEMA 3R, 4 or 4X
- UL Listed (NEMA 3R configuration)

Base Cabinet Weight and Dimensions

Exterior Cabinet Dimensions
37"H x 24"W x 20"D

Approximate Weight
Raw 75 lbs. / Shipping 100 lbs.

Shipping dimensions
43"H x 32" x 32"
(ships on pallet)

Features

- Heavy duty outdoor construction with Front Access, Pad Mountable, and 0.125" Aluminum construction.
- 19 Rack Units (RU) - 19" (standard)
- SS External Hardware and Polypropylene filters
- UL Listed version available (contact sales for details)

2301 S. Hwy. 77 Pauls Valley, OK 73075
T: (800) 753-8459 • F: (877) 220-7236
sales@ddbunlimited.com
www.ddbunlimited.com

ISO9001 WCS

C ETL LISTED US
Intertek
4004058

Made in America
Believing in American Craftsmanship

DDB Unlimited, Inc.

SOD SERIES

SOD-372420

15 YEAR WARRANTY

Best Warranty in the Industry

Features

1. Solar Shield
2. EIA 19” Racking Rails
3. 20 Racking Units
4. Stainless Steel Door Hinge
5. Three Point Padlocking Handles
6. Painted Texture Cream
7. 1/2” Conduit Knockouts

ISO9001 WCS

Intertek 4004058

Made in America

Believing in American Craftsmanship

SOD SERIES
S0D-372420

REV.	DESCRIPTION	DATE
A	Web Drawing per DR-01368 REV F IS THE CURRENT WEB DRAWING NO PREVIOUS DRAWINGS HAVE BEEN MADE TO THIS REV F IS BEING FABRICATED AT THIS TIME	4/12/16

WEB DRAWING (NOT FOR FABRICATION)

For Fabrication Drawing of this enclosure see DWG #:

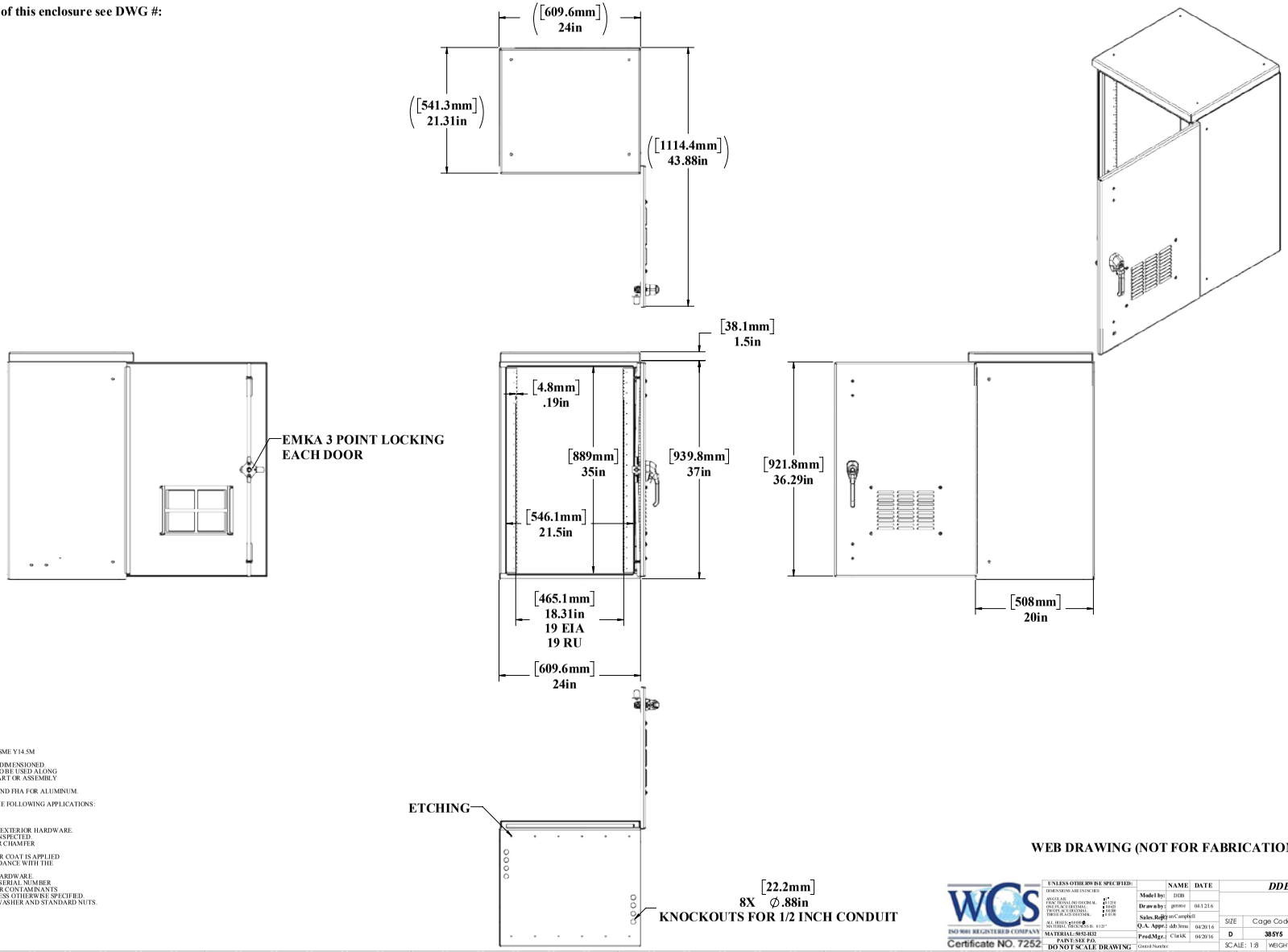

WEB DRAWING (NOT FOR FABRICATION)

NOTES: UNLESS OTHERWISE SPECIFIED

1. DIMENSIONS AND TOLERANCES ARE IN ACCORDANCE WITH ASME Y14.5M
2. DIMENSIONS ARE IN INCHES, UNLESS OTHERWISE SPECIFIED
3. THIS IS A SUPPLEMENTAL DRAWING AND MAY NOT BE FULLY DIMENSIONED. THE NOTES, TOLERANCES, AND SPECIAL INSTRUCTIONS ARE TO BE USED ALONG WITH THE LATEST REVISION OF THE SOLID DATABASE. THE PART OR ASSEMBLY IS TO BE CONTROLLED PER THE ELECTRONIC FILE.
4. ALL PEM STUDS SHALL BE FHS FOR STAINLESS ENCLOSURES AND FHA FOR ALUMINUM.
5. ALL EXTERIOR WASHERS SHALL BE SEALING WASHERS.
6. THE FOLLOWING WEATHER STRIPPING SHALL BE USED FOR THE FOLLOWING APPLICATIONS:
   DOOR LIP - TRIMLOCK 3100BX1/8C
   FAN PLATES - STICKER-TITE 1/8x3/8
   ACS - STICKER-TITE 1/4x3/4
7. CUSTOM ENCLOSURES SHALL HAVE SECURITY TORX FOR ALL EXTERIOR HARDWARE.
8. SYMBOL ⊡ DENOTES CRITICAL DIMENSIONS AND MUST BE INSPECTED.
9. REMOVE ALL BURRS AND SHARP EDGES 0.025" MAX RADIUS OR CHAMFER
10. DO NOT DEBURR PRESS FIT HOLES
11. DIMENSIONS SHALL APPLY AFTER ALODINE, PAINT, FINISH, OR COAT IS APPLIED
12. INSTALL PRESS FIT STANDOFFS, STUDS, AND NUTS IN ACCORDANCE WITH THE MANUFACTURER'S SPECIFICATIONS.
13. ALL OPEN HOLES SHALL BE POPULATED WITH APPLICABLE HARDWARE.
14. IDENTIFY PART WITH PART NUMBER, REVISION LETTER AND SERIAL NUMBER
15. FINISHED PART TO BE FREE OF OILS, LUBRICANTS, AND OTHER CONTAMINANTS
16. NO NYLON LOCK NUTS TO BE USED ON ANY PEM STUDS, UNLESS OTHERWISE SPECIFIED.
17. ALL PEM STUDS WILL BE SECURED WITH EXTERNAL TOOTH WASHER AND STANDARD NUTS.
18. TOLERANCES, UNLESS OTHERWISE SPECIFIED:
    a. HOLE SIZE: +/- 0.003"
    b. HOLE TO HOLE: +/- 0.005"
    c. HOLE TO EDGE: +/- 0.010"
    e. HOLE TO FOLD: +/- 0.015"
    f. FOLD TO FOLD: +/- 0.020"

DDB FORM: 7 1/2 REV.F 04/25/13

WCS ISO 9001 REGISTERED COMPANY Certificate NO. 7252

UNLESS OTHERWISE SPECIFIED:		NAME	DATE	DDB Unlimited Inc.		
DIMENSIONS ARE IN INCHES ANGULAR: ± 0° DECIMAL: ± 0.005 ONE PLACE DECIMAL: ± 0.125 TWO PLACE DECIMAL: ± 0.030 THREE PLACE DECIMAL: ± 0.010	Model by:	DDB		00677 SOD-372420		
	Drawn by:	gerome	04.12.16			
	Sales. Rep:	Brian Campbell		SIZE	Cage Code:	DWG. NO.:	REV
ALL HOLES ±0.005 ● MATERIAL THICKNESS IS: 0.125"	Q.A. Appr.:	dab3rma	04/20/16	D	38SY5	01368	A
MATERIAL: 5052-H32	Prod.Mgr.:	ClarkK	04/20/16	SCALE: 1:8	WEIGHT: 67 lbs.	SHEET 1 OF 2	
PAINT: SEE F.O.	Control Number:						
DO NOT SCALE DRAWING							

PROPRIETARY AND CONFIDENTIAL
THE INFORMATION CONTAINED IN THIS DRAWING IS THE SOLE PROPERTY OF DDB Unlimited, INC. ANY REPRODUCTION IN PART OR AS A WHOLE WITHOUT THE WRITTEN PERMISSION OF DDB Unlimited, INC. IS PROHIBITED.

File Location: [DDB] [EPDM Vault:]
C:\DDB\Drawing Requests\Customers\DDB WEB DWG\SOD-XXXX\SOD-372420\

SOD SERIES
S0D-372420

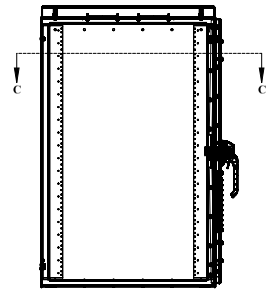

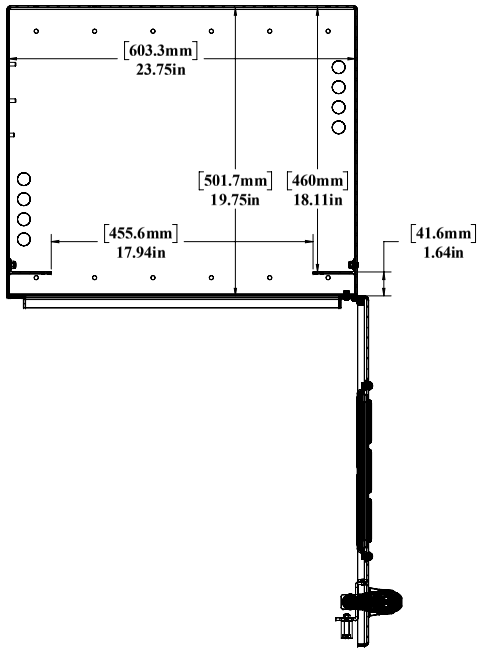

SECTION C-C
SCALE 1 : 4

UNLESS OTHERWISE SPECIFIED:
DIMENSIONS ARE IN INCHES
AVOI DAR
BLACK DIMENSIONS ARE FINAL: ±0.1250
TWO PLACE DECIMAL: ±0.0150
THREE PLACE DECIMAL: ±0.0100
ALL HOLES ±0.0100
MATERIAL: 16 GA. MPL ASTM B209-07,
SEE BOM
MATERIAL: 5052-H32
PAINT: SEE P.O.
DO NOT SCALE DRAWING

DDB Unlimited Inc.
SOD-372420
SOD-372420

SIZE	Cage Code:	DWG. NO.:	REV
D	385Y5	01368	A
SCALE: 1:8	WEIGHT: 67 lbs.		SHEET 2 OF 2

PROPRIETARY AND CONFIDENTIAL
THE INFORMATION CONTAINED IN THIS DRAWING IS THE SOLE PROPERTY OF DDB Unlimited, INC. ANY REPRODUCTION IN PART OR AS A WHOLE WITHOUT THE WRITTEN PERMISSION OF DDB Unlimited, INC. IS PROHIBITED.

DDB FORM: 7.1-2 REV.J 12/08/15

File Location: [DDB](EPDM Vault:)
C:\DDB\Drawing Requests\Customers\DDB WEB DWG\SOD-XXXX\SOD-372420\