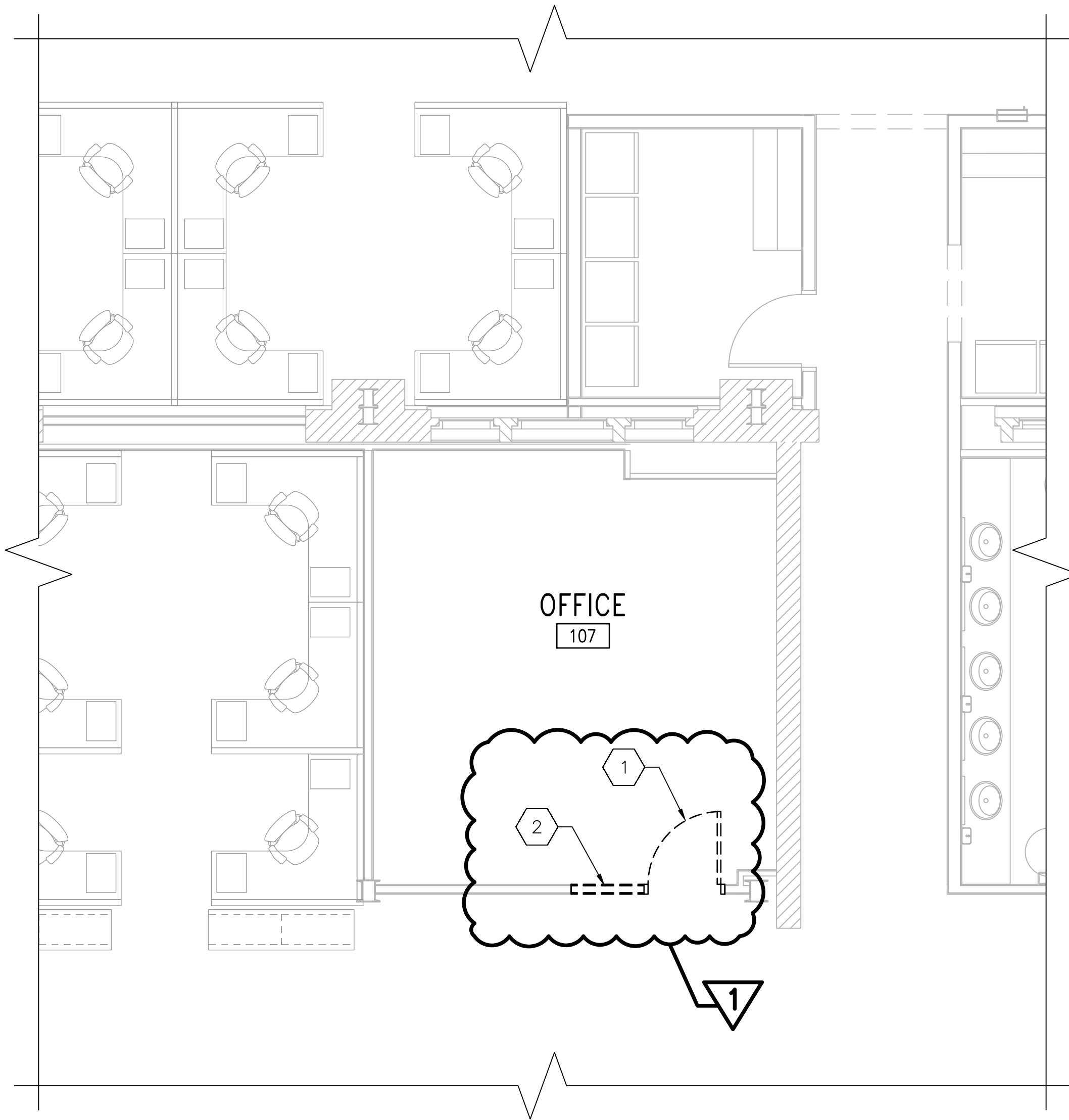
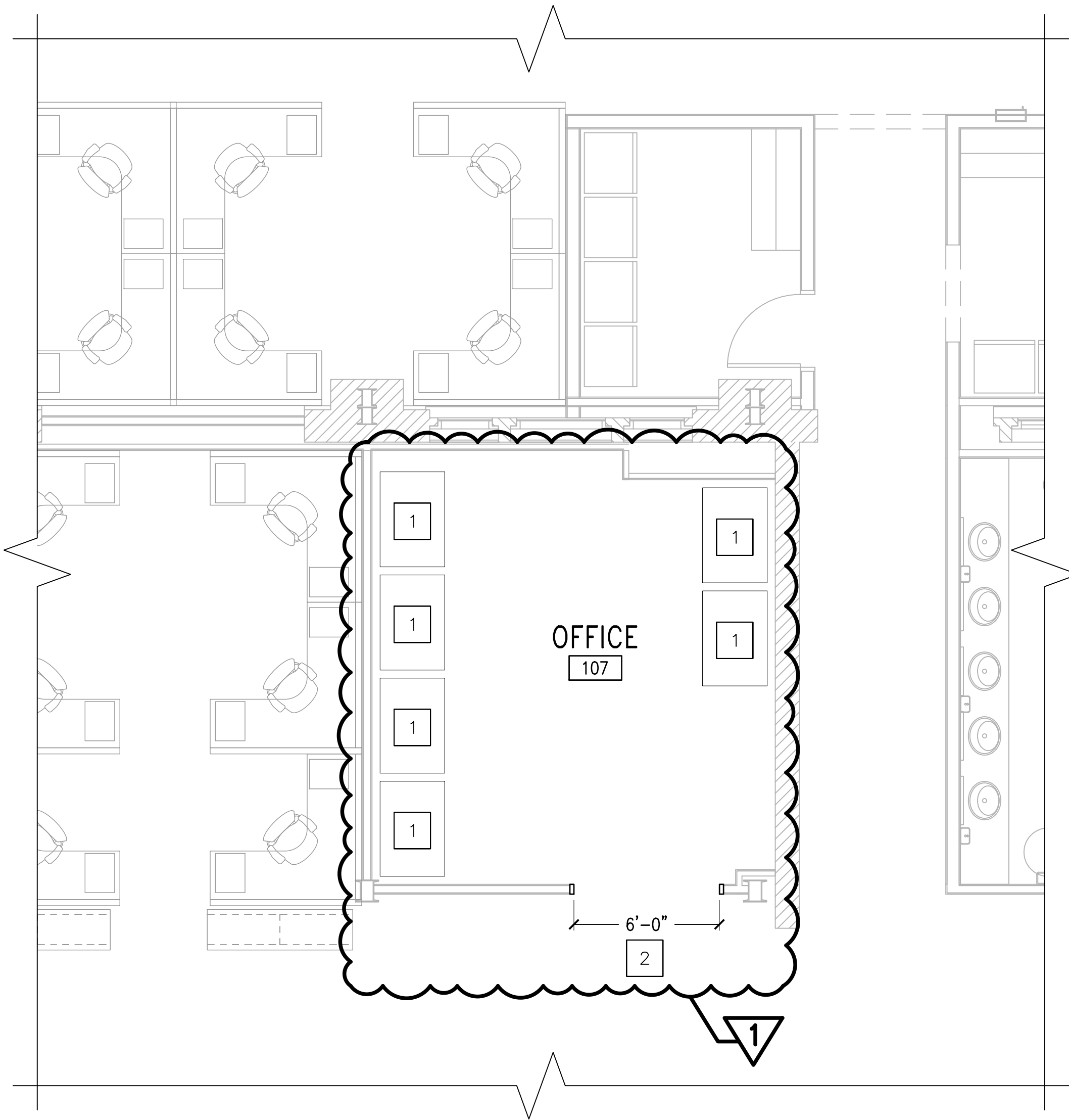


FILE NAME: T:\C:\P\Maine\Archives Folder (X)\ME\PortsmouthNavalShipyard\Archives\Digital Library (X\Archives)\CAD\Workload\B79 - 2nd & 3rd Flr Renov AMENDMENT 0002\_1591147\1591147\_2ND & 3RD FLOOR RENOV AMEND2.dwg LAYOUT NAME: ASK1 PLOTTED: Monday, March 20, 2023 - 11:01am USER: christopher.tardif



REMOVALS PARTIAL FIRST FLOOR PLAN  
SCALE: 1/4" = 1'-0"



PARTIAL FIRST FLOOR PLAN  
SCALE: 1/4" = 1'-0"

GENERAL SHEET NOTES

1. THIS SHEET IDENTIFIES SCOPE FOR CLIN 0002: RANDOLPH SHEPPARD ACT (RSA).

DEMOLITION KEYNOTES

1. REMOVE EXISTING DOOR AND FRAME.

2. REMOVE PORTION OF EXISTING WALL TO ACCOMMODATE NEW DOOR OPENING.

KEYNOTES

1. (6) VENDING MACHINES, PROVIDED BY OTHERS.

2. 6'-0" x 7'-0" OPENING. REFER TO DETAILS A2 & B2/AE602.

KEY PLAN

PROJECT LOCATION

SCALE: NOT TO SCALE

GRAPHIC SCALE

1/4" = 1' scale

CHECK GRAPHIC SCALE BEFORE USING

ML	APPR
03/14/2023	DATE
1	AMENDMENT 0002
SYN	DESCRIPTION

APPROVED

FOR COMMANDER NAVFAC

ACTIVITY

SATISFACTORY TO DATE

DESIGNER MITCHELL LAHAR

DRAWN BY CHRIS TARDIF

CHECKED BY MITCHELL LAHAR

DESIGN MANAGER MITCHELL LAHAR

PROJECT MANAGER ROBERT WESTHELLE

HEAD/PM/ME JEFF HOYT

FILE PROTECTION SHELDON RUCINSKI

NAVAL FACILITIES ENGINEERING SYSTEMS COMMAND

NAVAL FACILITIES ENGINEERING SYSTEMS COMMAND ~ MID-ATLANTIC

PUBLIC WORKS DEPARTMENT - MAINE

PORTSMOUTH NAVAL SHIPYARD

B79 - 2ND & 3RD FLOOR RENOVATIONS

PARTIAL FIRST FLOOR PLANS

PROJECT NO.: 1591147

NAVFAC DRAWING NO.

SHEET OF

ASK-1

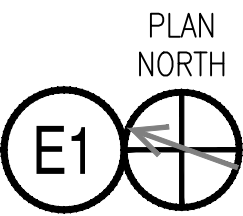
DRAWFORM REVISION: DECEMBER 2018

FILE NAME: T:\C:\P\Maine\Archives Folder (X)\ME\PortsmouthNavalShipyard\Archives\Digital Library (X\Archives)\CAD\Workload\B79 - 2nd & 3rd Flr Renov AMENDMENT 0002\_1591147\1591147\_2ND & 3RD FLOOR RENOV AMEND2.dwg LAYOUT NAME: ESK1 PLOTTED: Monday, March 20, 2023 - 11:03 am USER: christopher.tardif

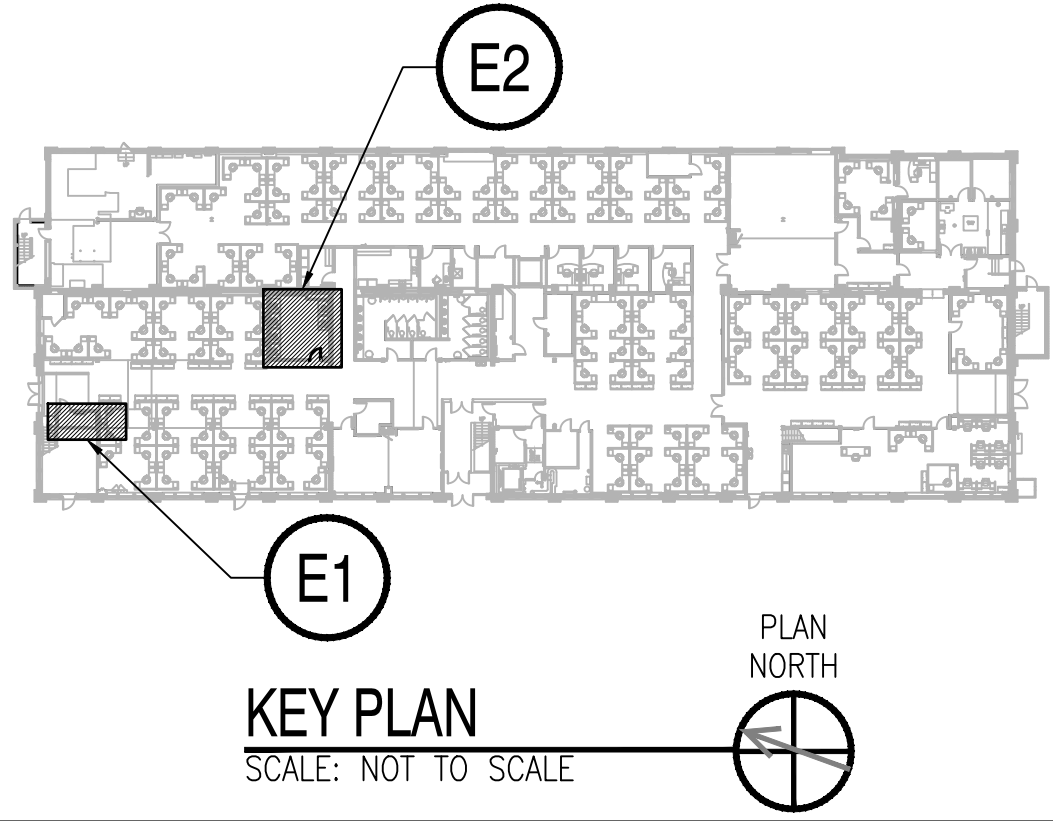
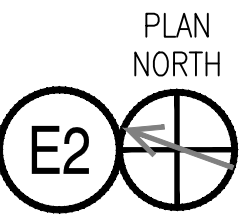
UNCLASSIFIED

UNCLASSIFIED

PARTIAL FIRST FLOOR POWER PLAN  
SCALE: 1/4" = 1'-0"



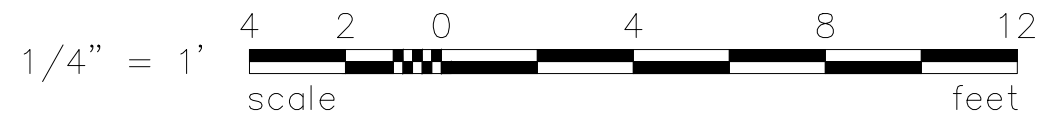
PARTIAL FIRST FLOOR POWER PLAN  
SCALE: 1/4" = 1'-0"



KEY PLAN

SCALE: NOT TO SCALE

GRAPHIC SCALE




CHECK GRAPHIC SCALE BEFORE USING

GENERAL SHEET NOTES

1. THIS SHEET IDENTIFIES SCOPE FOR CLIN 0002: RANDOLPH SHEPPARD ACT (RSA).

KEYNOTES

1. PROVIDE NEW POWER FOR VENDING MACHINE. COORDINATE FINAL LOCATION WITH ARCHITECTURAL PLANS.
2. PROVIDE (6) 120V, 1-POLE, 20 AMP GFCI BREAKERS IN EXISTING PANEL P1 IN SPACES 63, 65, 67, 68, 69, 71, 73.



APPROVED:

FOR COMMANDER NAVFAC

ACTIVITY

SATISFACTORY TO DATE

DESIGNER: ROB BRINK

DRAWN BY: CHRIS TARDIF

CHECKED BY: ROB BRINK

DESIGN MANAGER: ROB BRINK

PROJECT MANAGER: ROBERT WESTHELLE

HEAD/PM/ME: JEFF HOYT

FIRE PROTECTION: SHELDON RUCINSKI

DEPARTMENT OF THE NAVY  
NAVAL FACILITIES ENGINEERING SYSTEMS COMMAND  
PUBLIC WORKS DEPARTMENT - MAINE  
PORTSMOUTH NAVAL SHIPYARD  
B79 - 2ND & 3RD FLOOR RENOVATIONS  
KITTERY, MAINE

PROJECT NO.: 1591147

NAVFAC DRAWING NO.

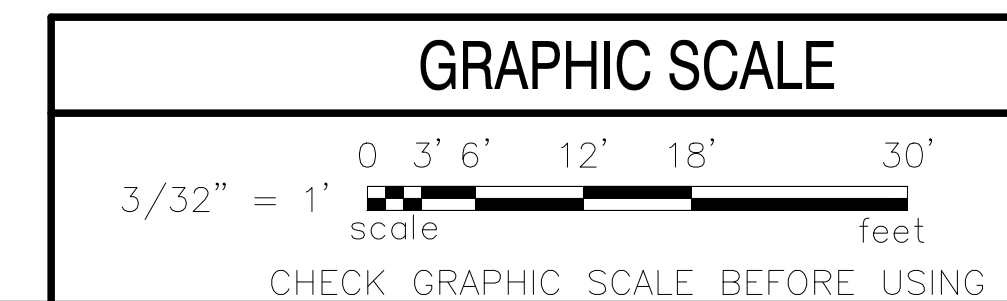
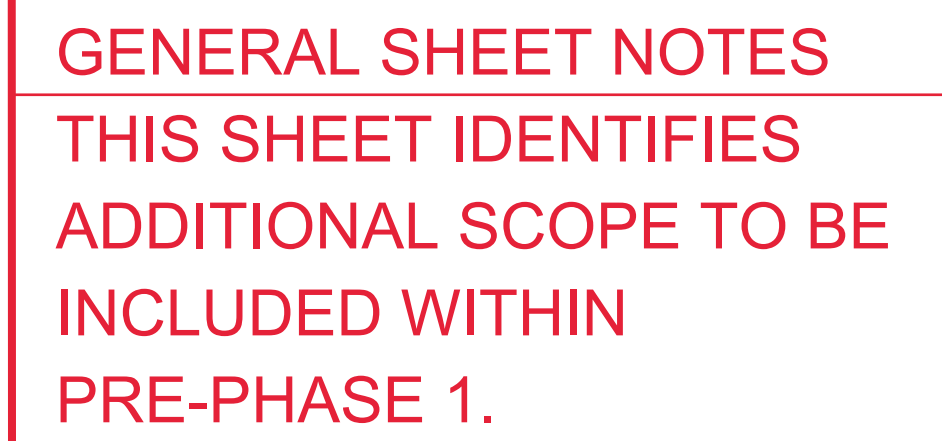
SHEET OF

ESK-1

DRAWFORM REVISION: DECEMBER 2018





[illegible]