



A

B

C

D

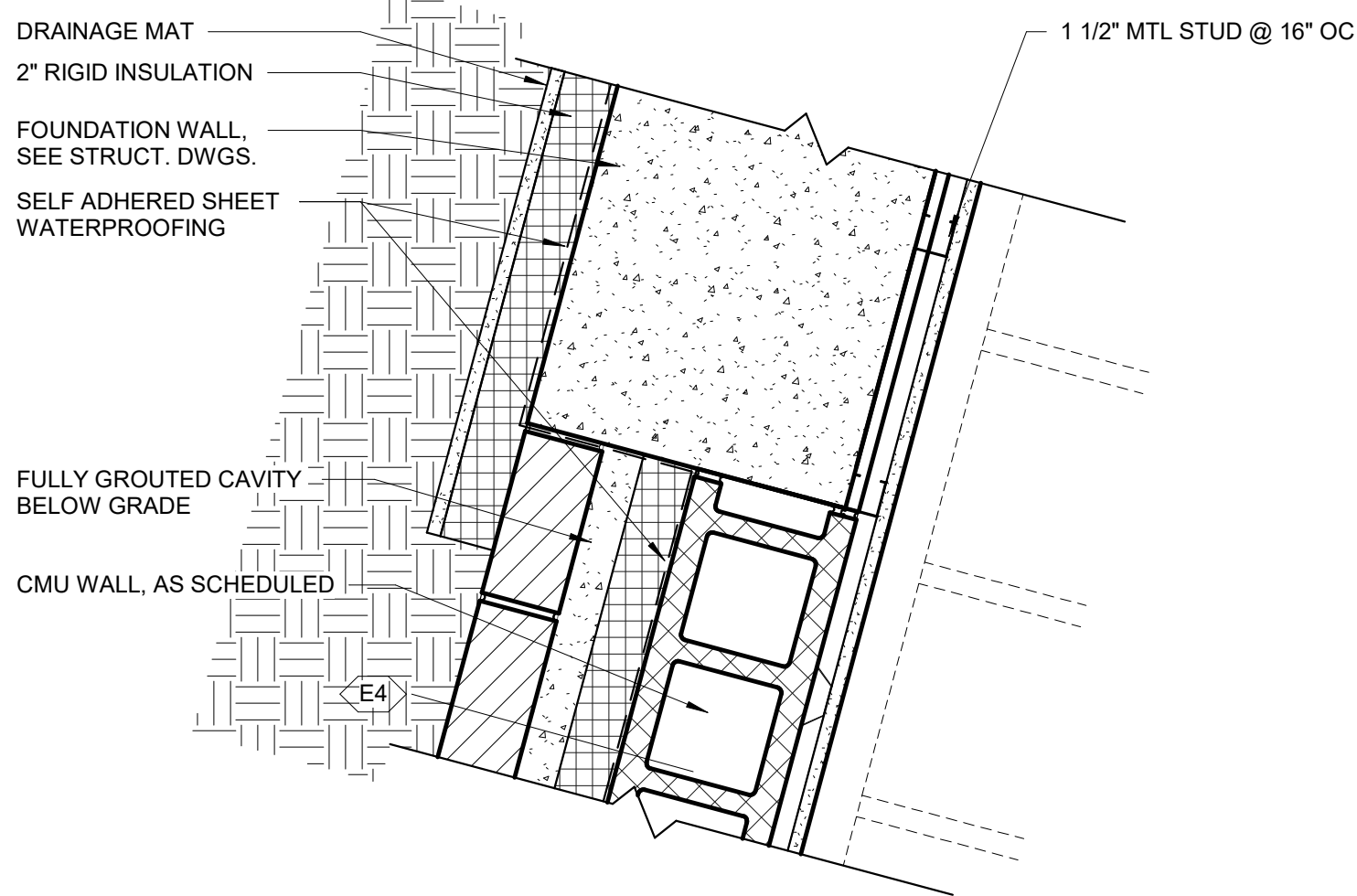

E

F

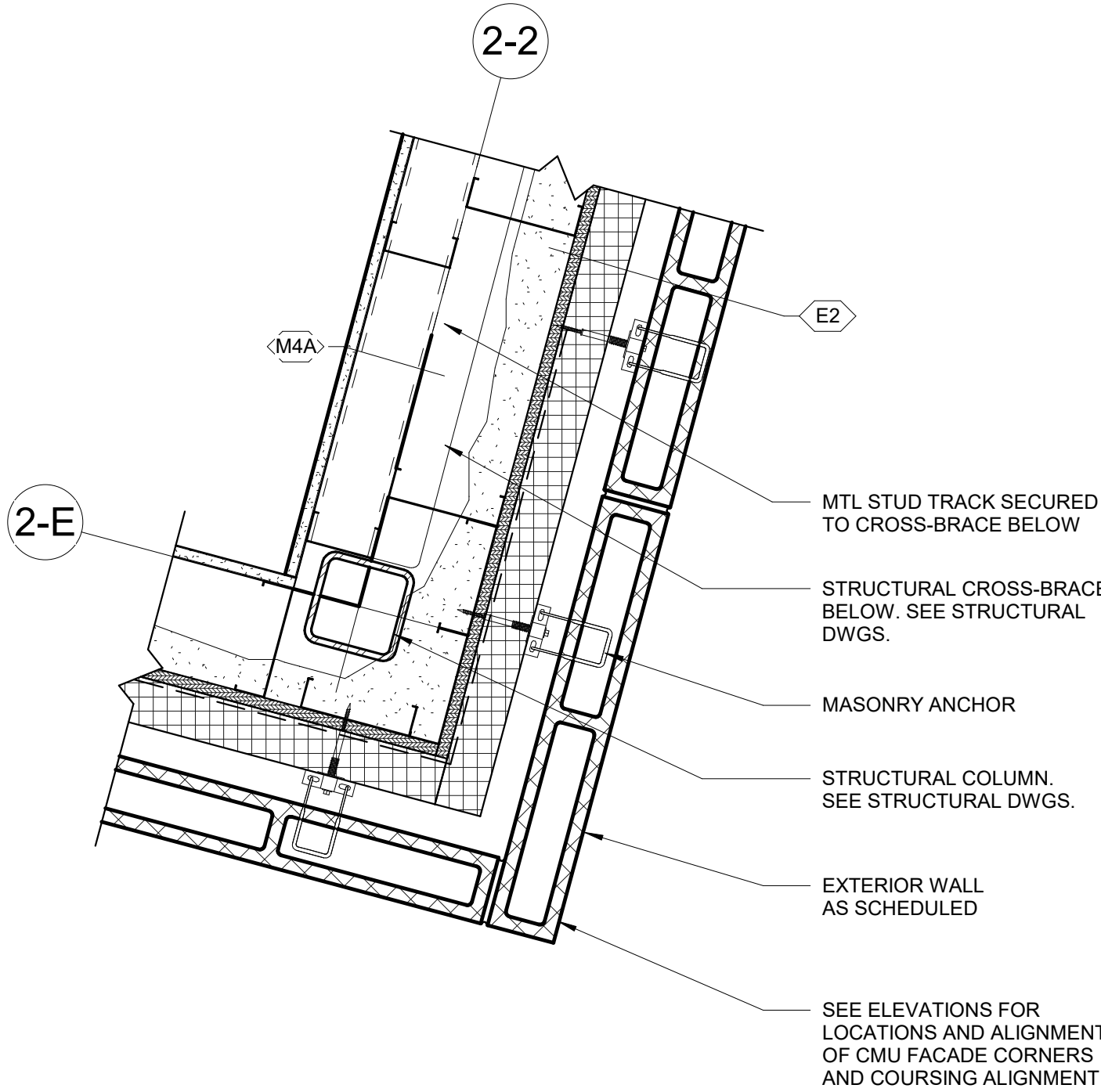
3/20/2022 11:15:58 AM

U:\Autodesk\Autocad\Revit\19501 - VA MC PROVIDENCE IMH PH. ARCH. F2D\_ben.stodolny\F2D42.rvt

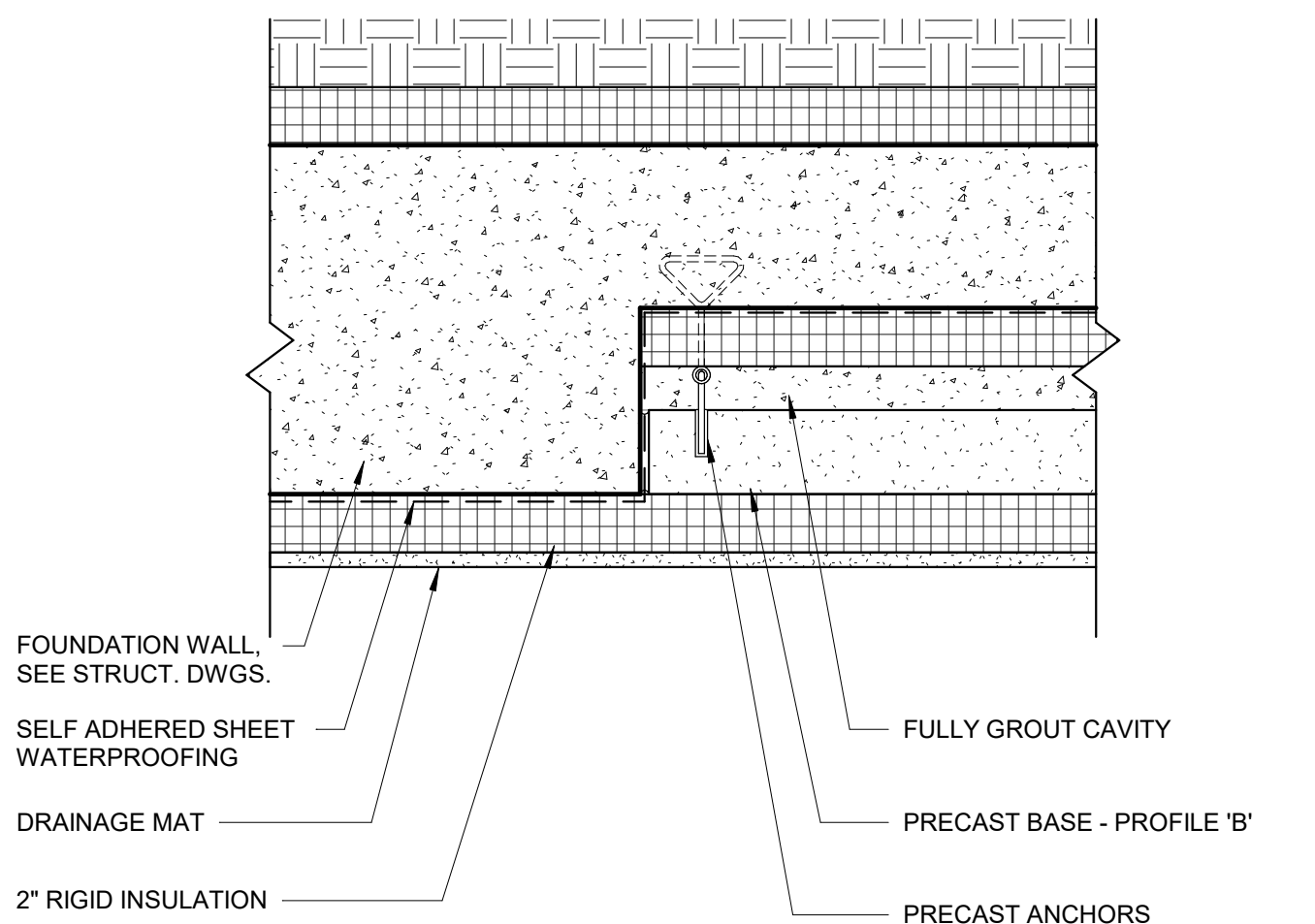
F



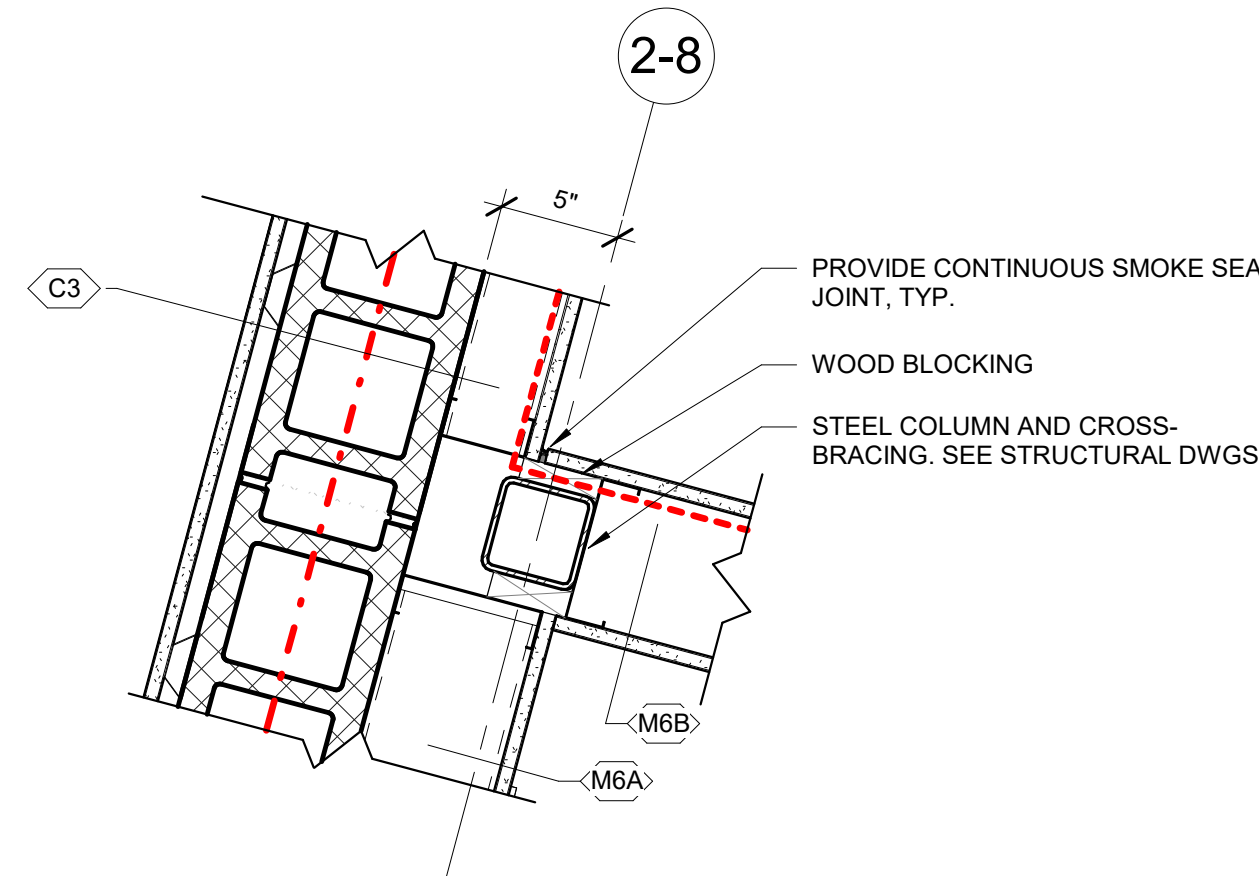
B3 LEVEL B - STAIR 3 FOUNDATION WALL TRANSITION  
1 1/2" = 1'-0"



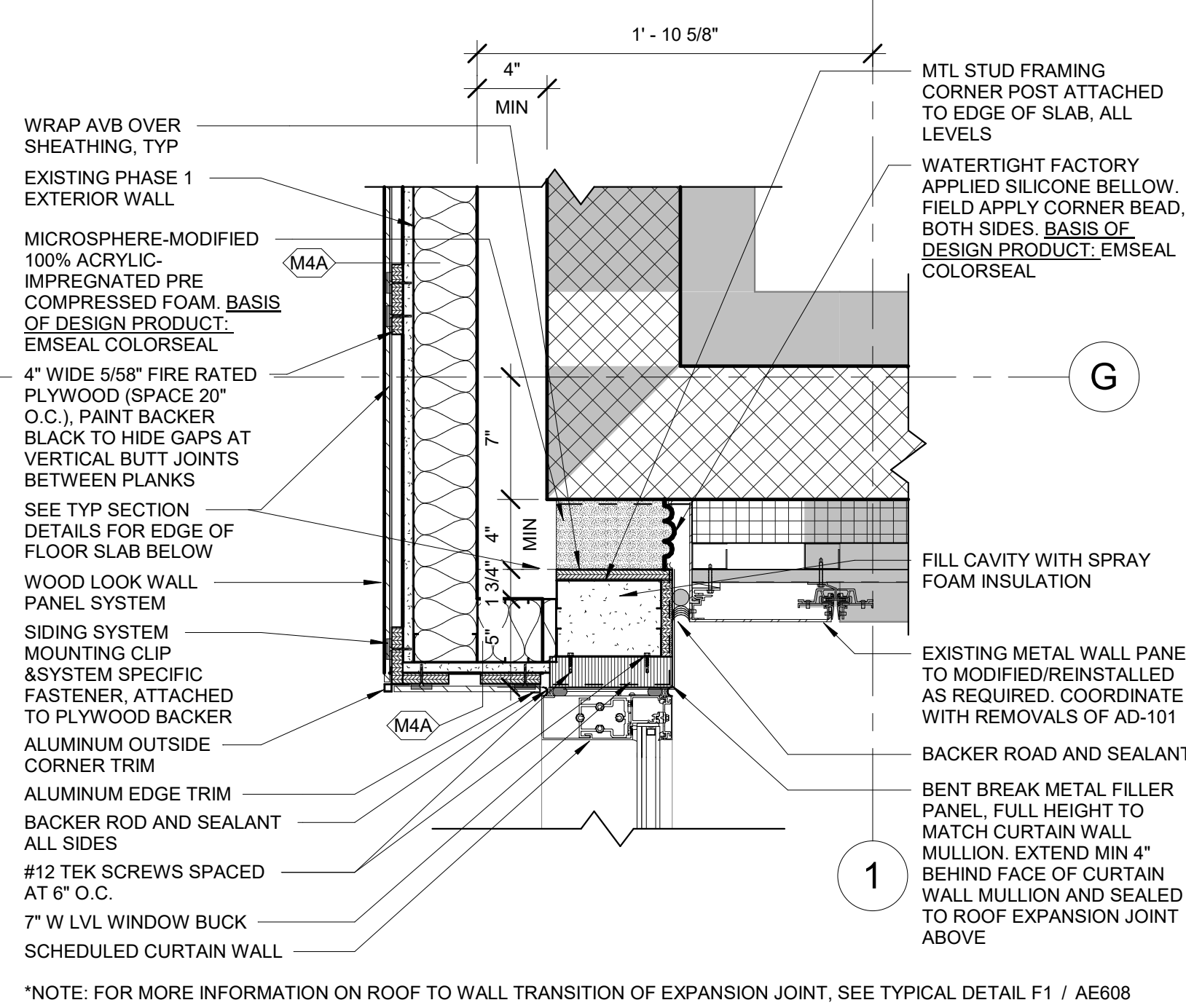
B5 LEVEL 1 - TYP. EXTERIOR CORNER  
1 1/2" = 1'-0"



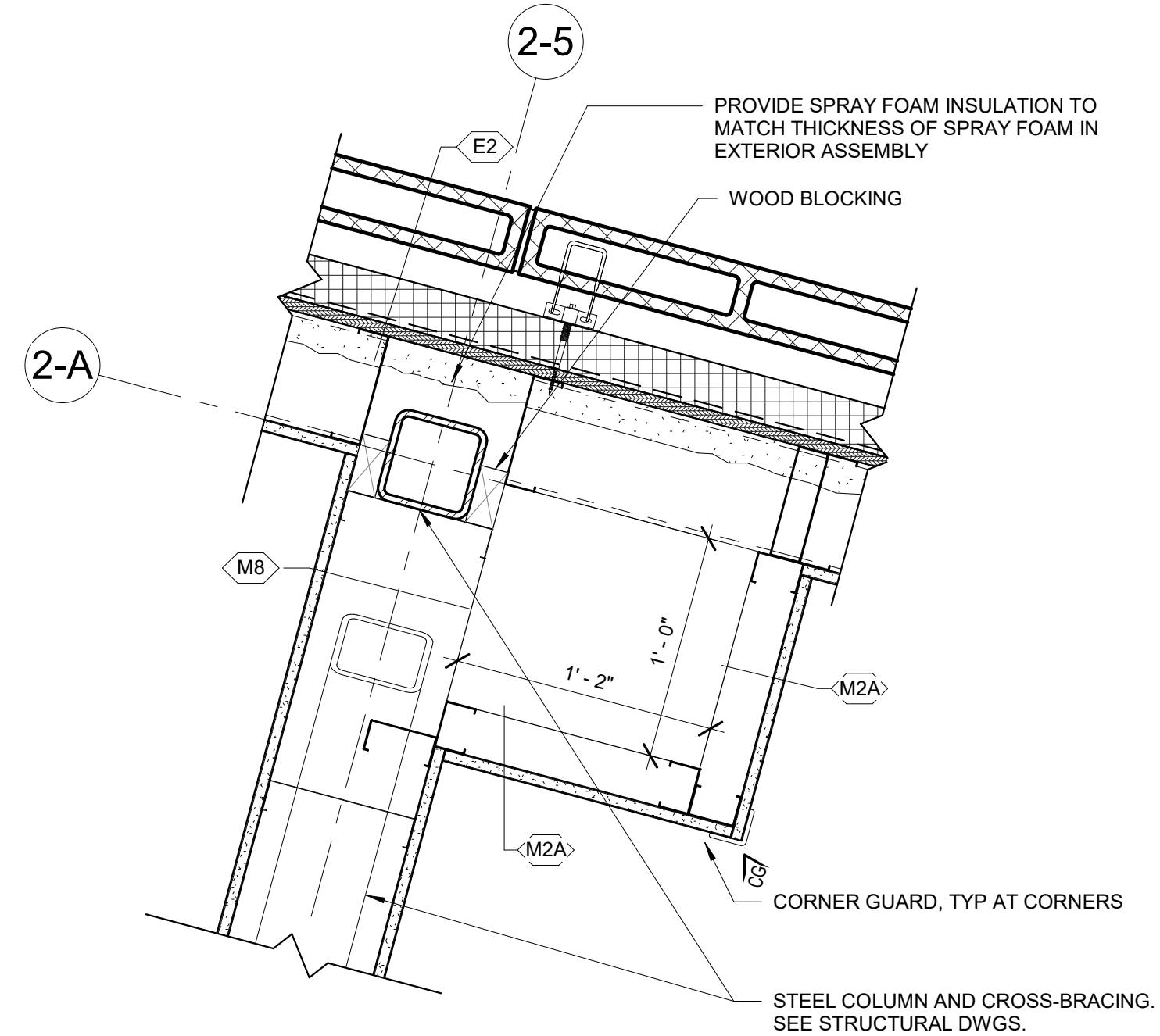
D3 TYP FOUNDATION TO PRECAST PANEL  
1 1/2" = 1'-0"



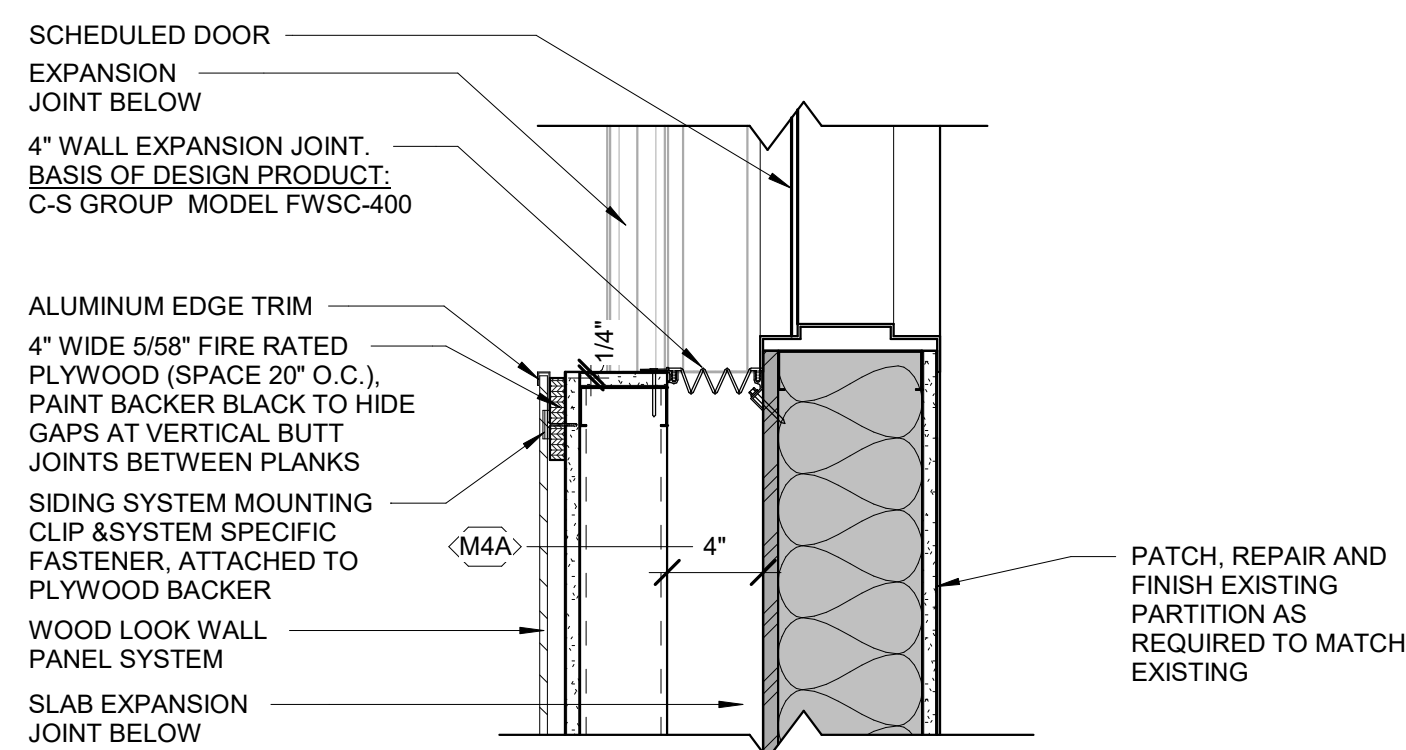
D5 LEVEL 2 - TYP. RATED PARTITION @ STAIR 3  
1 1/2" = 1'-0"



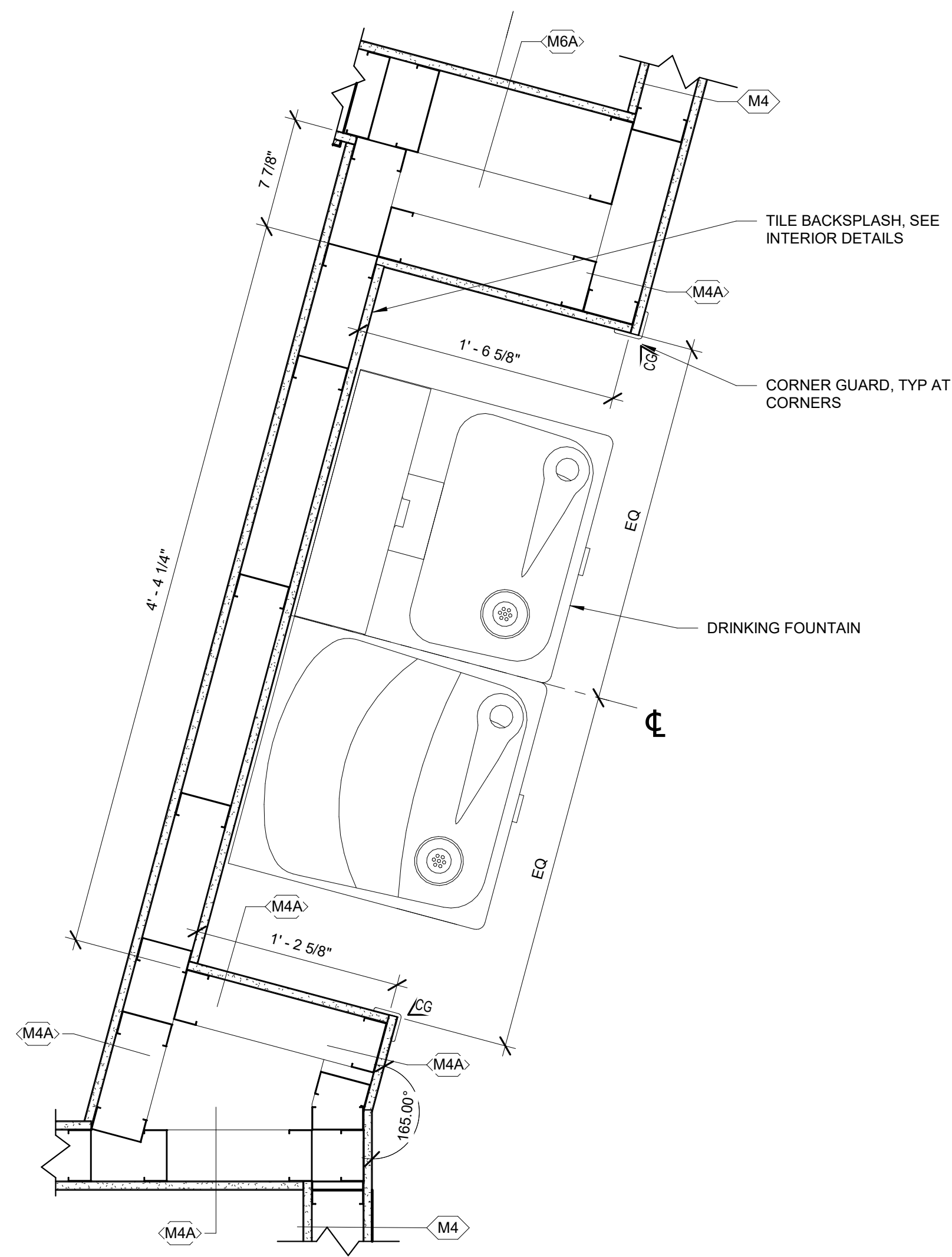
F1 TYP CURTAIN WALL JAMB @ EXPANSION JOINT - WEST FLR. 1 & 2  
1 1/2" = 1'-0"



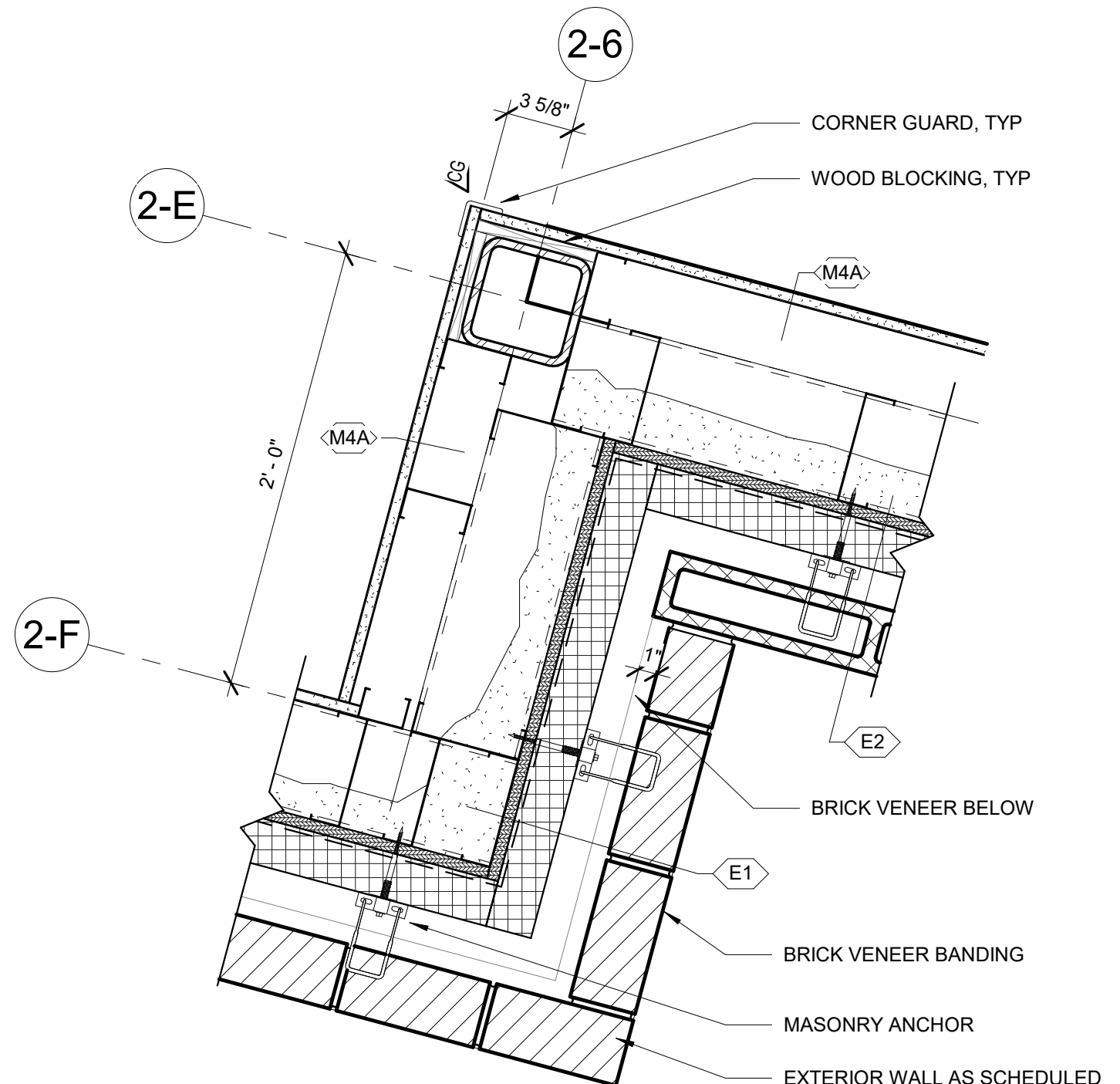
F3 LEVEL 1 - TYP. DETAIL @ EXTERIOR WALL COLUMN  
1 1/2" = 1'-0"



F5 LEVEL 2 - EXPANSION JOINT  
1 1/2" = 1'-0"



D7 LEVEL 2 - DRINKING FOUNTAIN ALCOVE  
1 1/2" = 1'-0"



F7 LEVEL 2 - EXTERIOR WALL CORNER @ BRICK COURSING  
1 1/2" = 1'-0"


LEGEND:  
1 HR FIRE RATING:  
PLANS & SECTIONS  
PLAN & SECTION DETAILS  
SMOKE PARTITION:  
PLAN & SECTION DETAILS  
NOTE: SEE SHEET G1002 FOR GENERAL NOTES.

CONSULTANT

ARCHITECT/ENGINEER OF RECORD

**WBRC**  
ARCHITECTS • ENGINEERS  
WWW.WBRCAE.COM  
BANGOR, MAINE 207-947-4511  
PORTLAND, MAINE 207-638-4511  
SARASOTA, FLORIDA 941-556-0757

STAMP



Office of  
Construction  
and Facilities  
Management

VA U.S. Department  
of Veterans Affairs

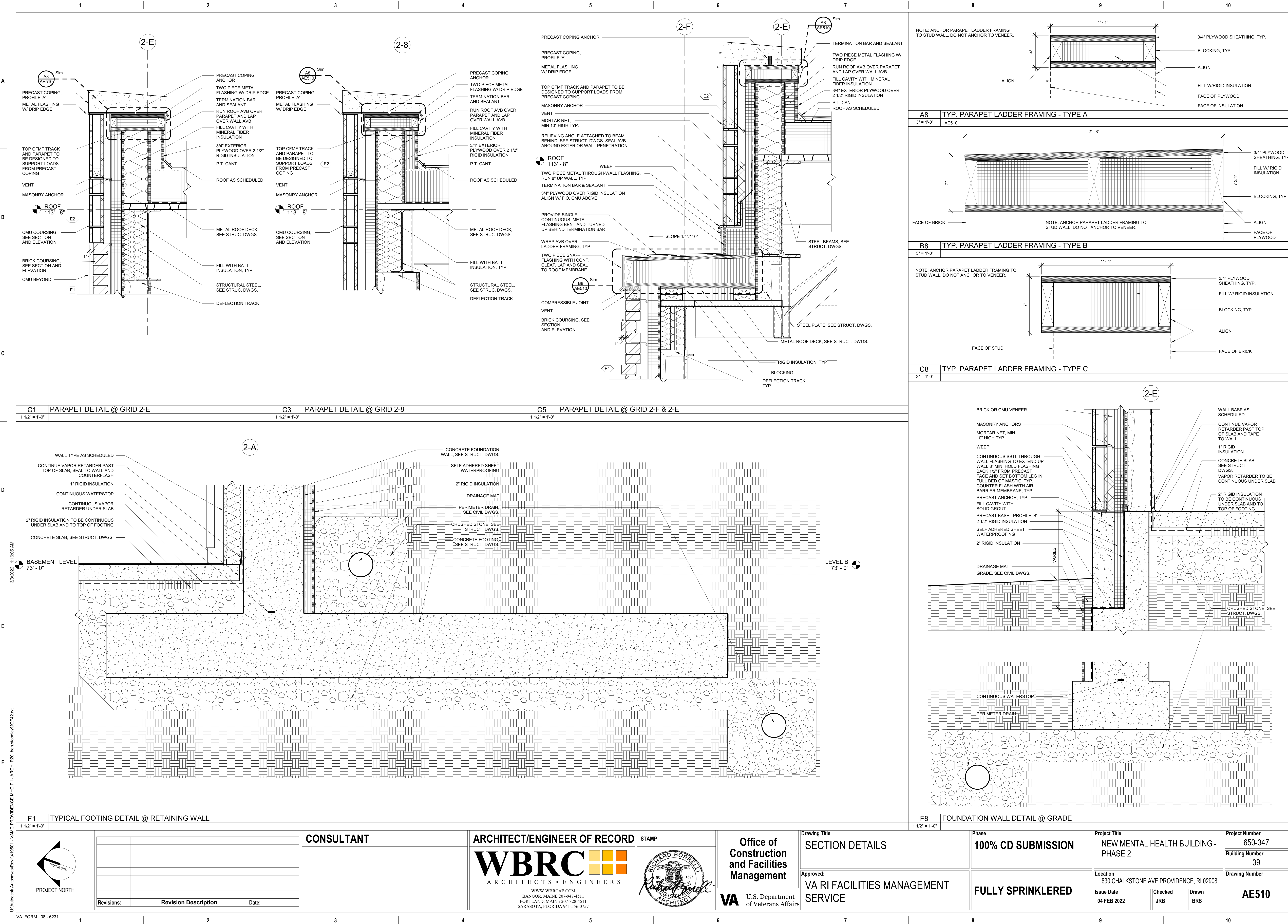
Drawing Title  
**PLAN DETAILS**  
Approved:  
**VA RI FACILITIES MANAGEMENT  
SERVICE**

Phase  
**100% CD SUBMISSION**  
**FULLY SPRINKLERED**


Project Title  
**NEW MENTAL HEALTH BUILDING -  
PHASE 2**  
Location  
830 CHALKSTONE AVE PROVIDENCE, RI 02908  
Issue Date  
04 FEB 2022  
Checked  
RBB  
Drawn  
BRS

Project Number  
**650-347**  
Building Number  
**39**  
Drawing Number  
**AE502**





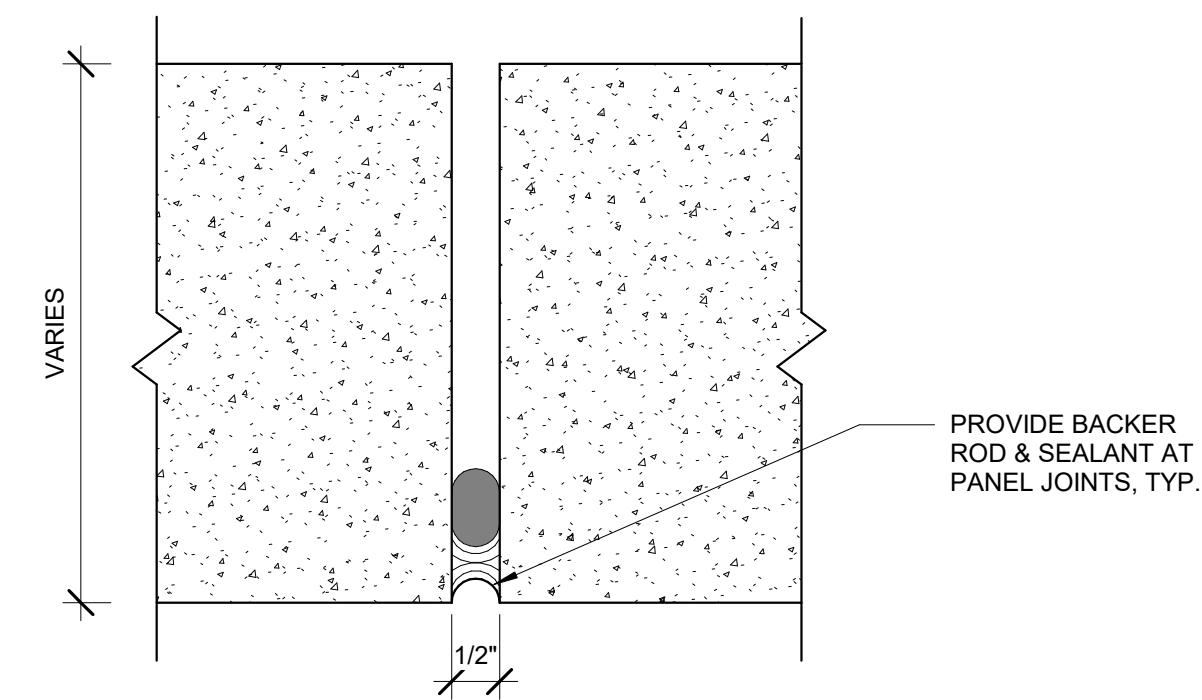




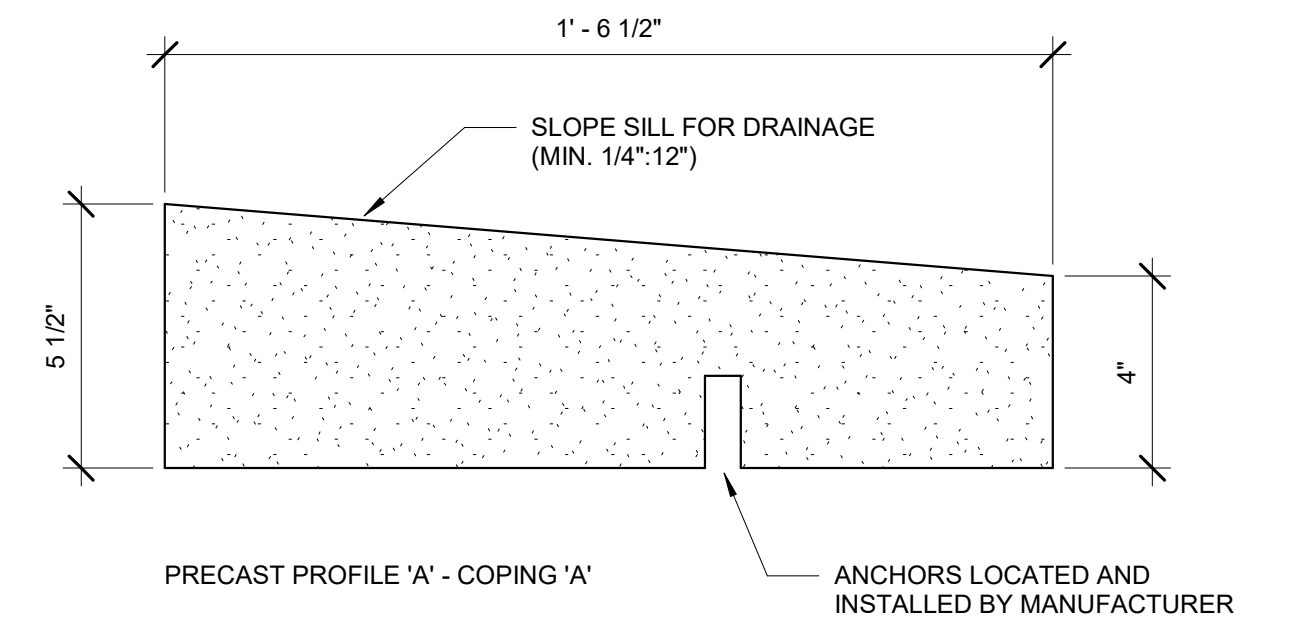




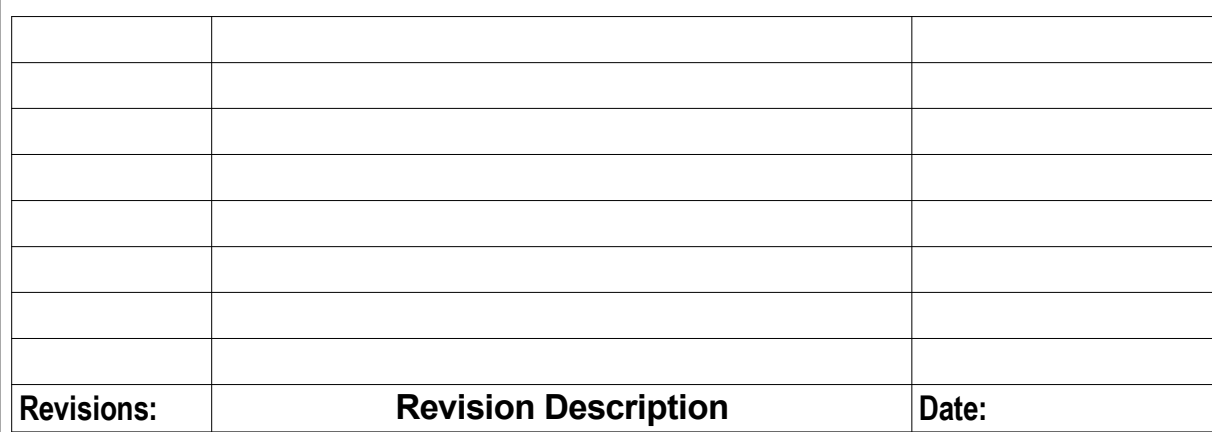





B6	PRECAST PANEL JOINT
6" = 1'-0"	



F8	PRECAST PROFILES
3" = 1'-0"	



ARCHITECT/ENGINEER OF RECORD



**VA** | U.S. Department  
of Veterans Affairs

Approved: \_\_\_\_\_  
VA RI FACILITIES MANAGEMENT  
SERVICE

**FULLY SPRINKLERED**

Issue Date	Checked	Drawn
04 FEB 2022	JRB	BRS

**AE513**

















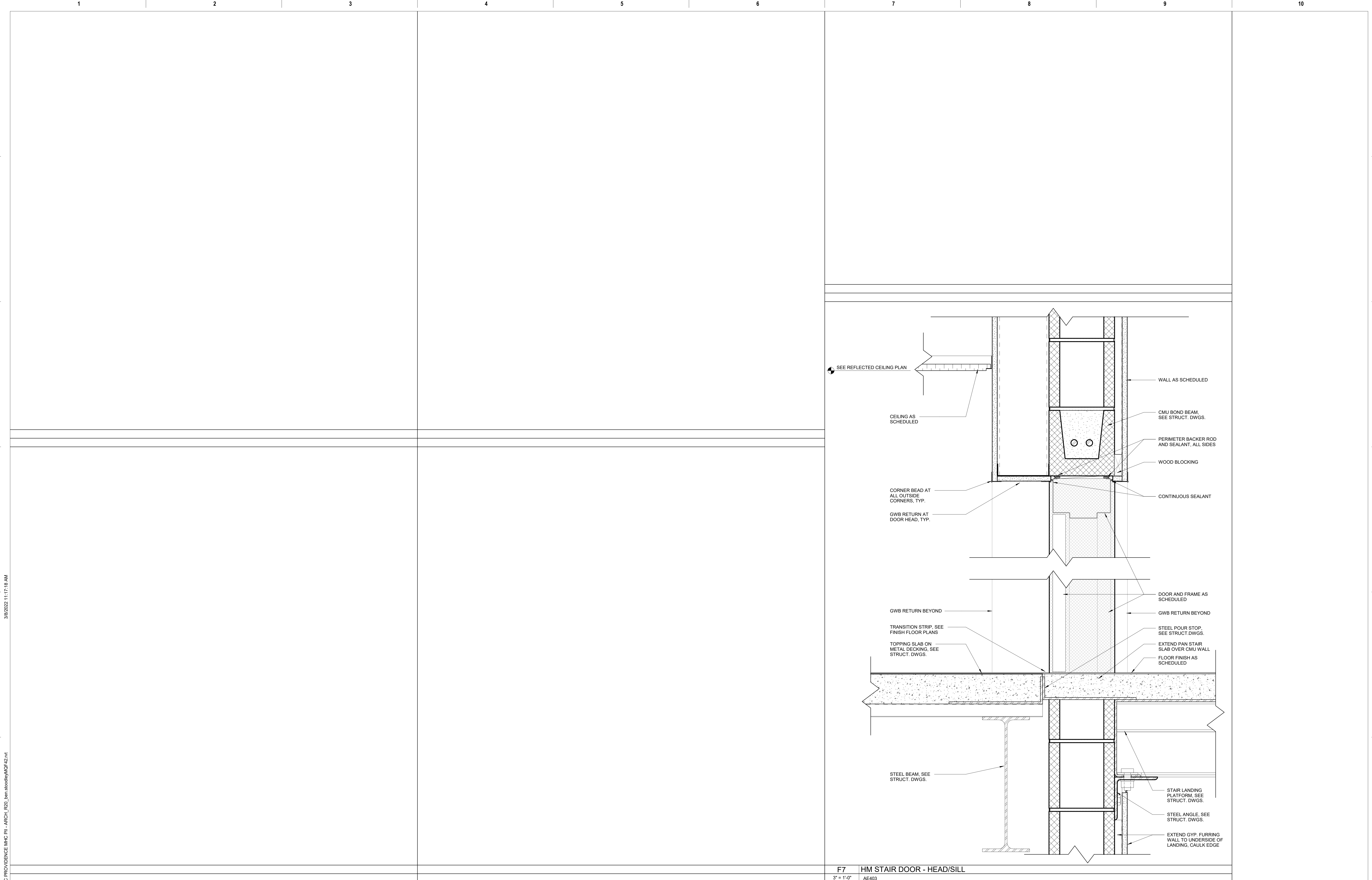






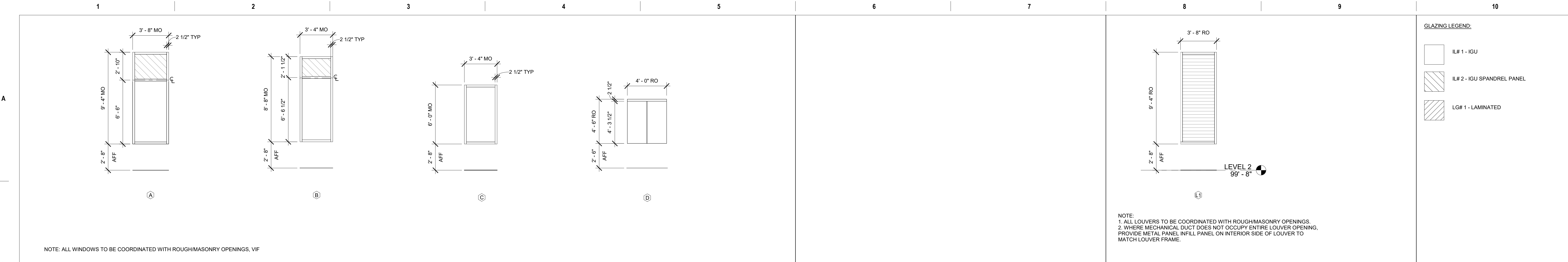







	<table><tr><td>Revisions:</td><td>Revision Description</td><td>Date:</td></tr><tr><td></td><td></td><td></td></tr><tr><td></td><td></td><td></td></tr><tr><td></td><td></td><td></td></tr><tr><td></td><td></td><td></td></tr><tr><td></td><td></td><td></td></tr><tr><td></td><td></td><td></td></tr><tr><td></td><td></td><td></td></tr><tr><td></td><td></td><td></td></tr><tr><td></td><td></td><td></td></tr></table>	Revisions:	Revision Description	Date:																												CONSULTANT	ARCHITECT/ENGINEER OF RECORD	STAMP	Office of Construction and Facilities Management	Drawing Title	Phase	Project Title	Project Number
		Revisions:	Revision Description	Date:																																			
					VA U.S. Department of Veterans Affairs	DOOR DETAILS	100% CD SUBMISSION	NEW MENTAL HEALTH BUILDING - PHASE 2	650-347																														
						Approved: VA RI FACILITIES MANAGEMENT SERVICE	FULLY SPRINKLERED	Location: 830 CHALKSTONE AVE PROVIDENCE, RI 02908	Building Number: 39																														
								Issue Date: 04 FEB 2022	Drawing Number: AE605																														
								Checked: JRB																															
								Drawn: BRS																															



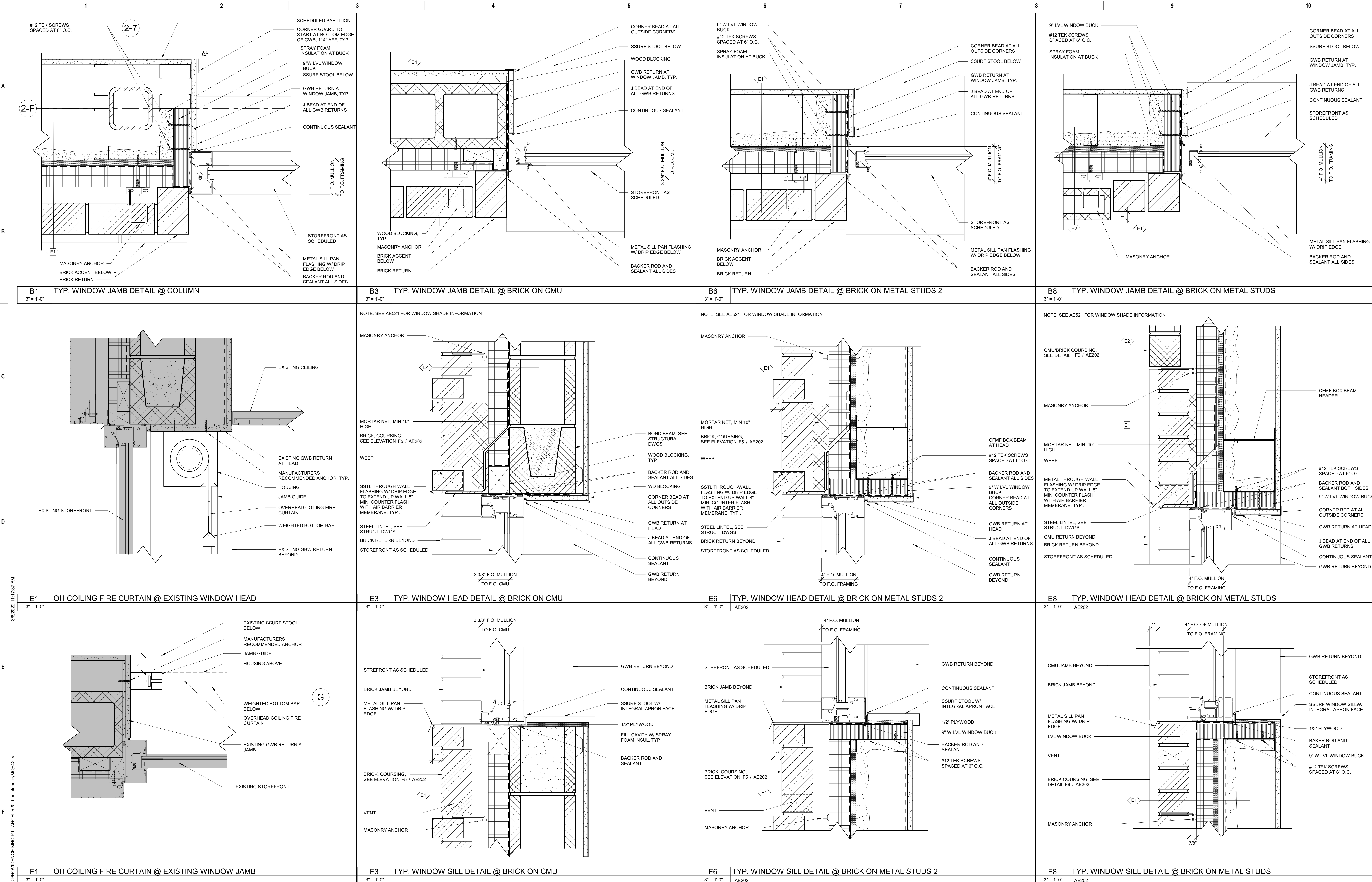


B1	WINDOW TYPES	B8	LOUVER TYPES
1/4" = 1'-0"		1/4" = 1'-0"	



F1	CURTAIN WALL TYPES	CONSULTANT		ARCHITECT/ENGINEER OF RECORD		Office of Construction and Facilities Management		Drawing Title		Phase		Project Title		Project Number	
3/8" = 1'-0"				WBRC ARCHITECTS • ENGINEERS		VA		CURTAIN WALL TYPES, WINDOW TYPES AND DETAILS		100% CD SUBMISSION		NEW MENTAL HEALTH BUILDING - PHASE 2		650-347	
								Approved: VA RI FACILITIES MANAGEMENT SERVICE		FULLY SPRINKLERED		Location		Building Number	
												830 CHALKSTONE AVE PROVIDENCE, RI 02908		39	
												Issue Date		Drawing Number	
												04 FEB 2022		AE606	
												Checked		Drawn	
												JRB		BRS	





Revisions:	Revision Description	Date:

CONSULTANT

ARCHITECT/ENGINEER OF RECORD

**WBRC**

ARCHITECTS • ENGINEERS

WWW.WBRCAE.COM  
BANGOR, MAINE 207-947-4511  
PORTLAND, MAINE 207-838-4511  
SARASOTA, FLORIDA 941-556-0757

STAMP

Office of Construction and Facilities Management  
VA U.S. Department of Veterans Affairs

Drawing Title

STOREFRONT DETAILS

Approved:

VA RI FACILITIES MANAGEMENT SERVICE

Phase

100% CD SUBMISSION

FULLY SPRINKLERED

Project Title

NEW MENTAL HEALTH BUILDING - PHASE 2

Location

830 CHALKSTONE AVE PROVIDENCE, RI 02908

Issue Date

04 FEB 2022

Checked

JRB

Drawn

BRS

Project Number

650-347

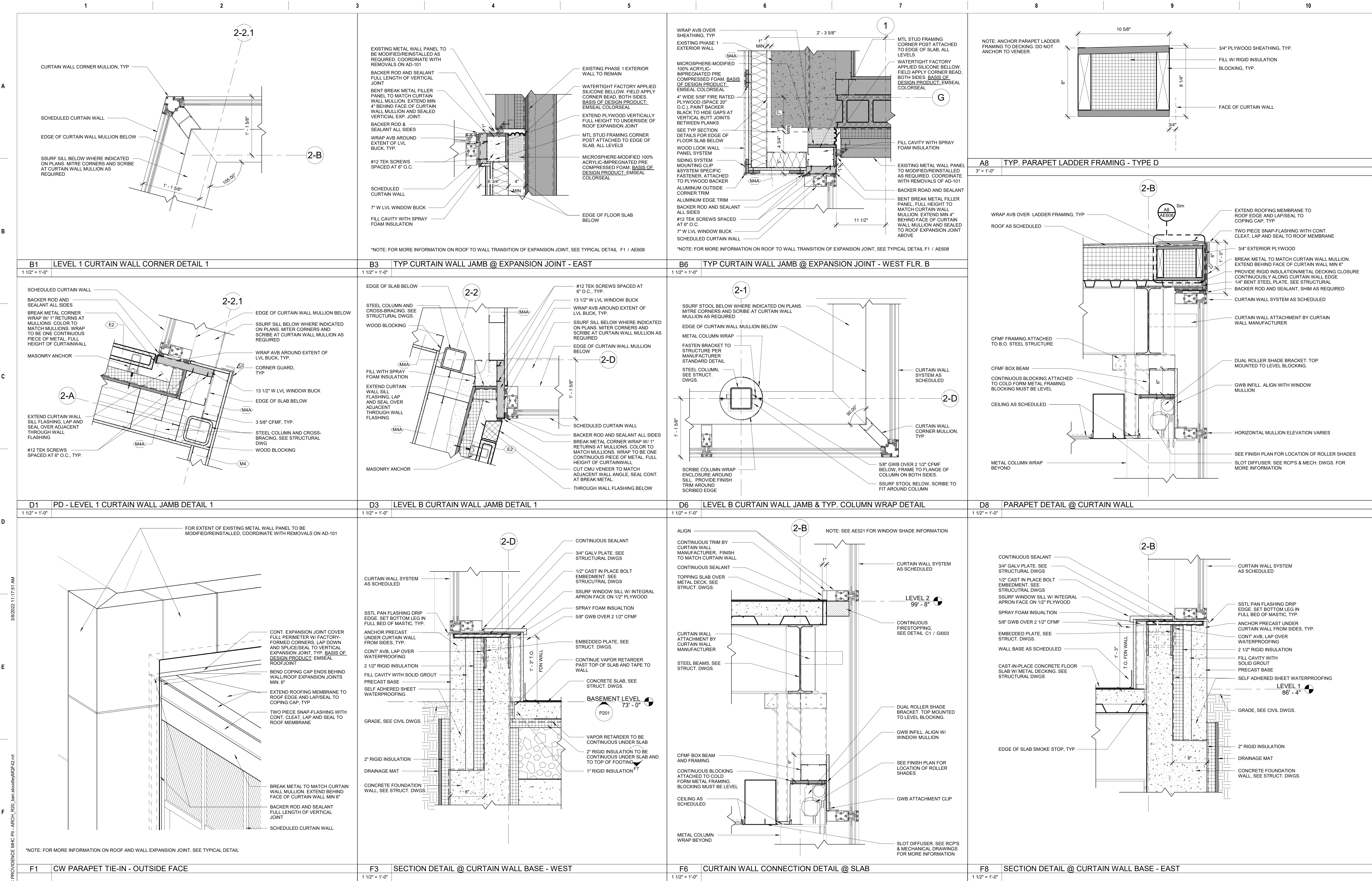
Building Number

39

Drawing Number

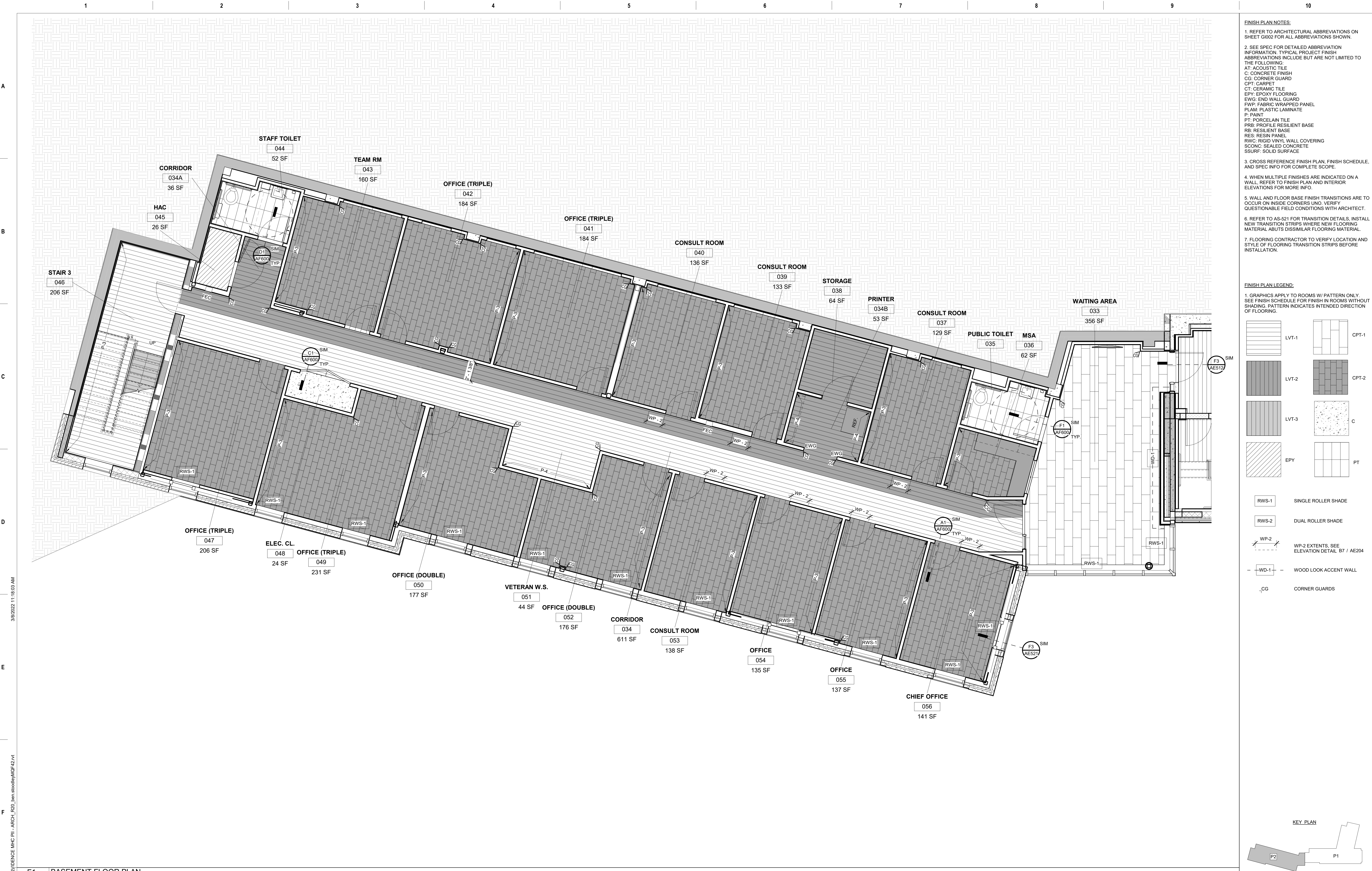
AE607





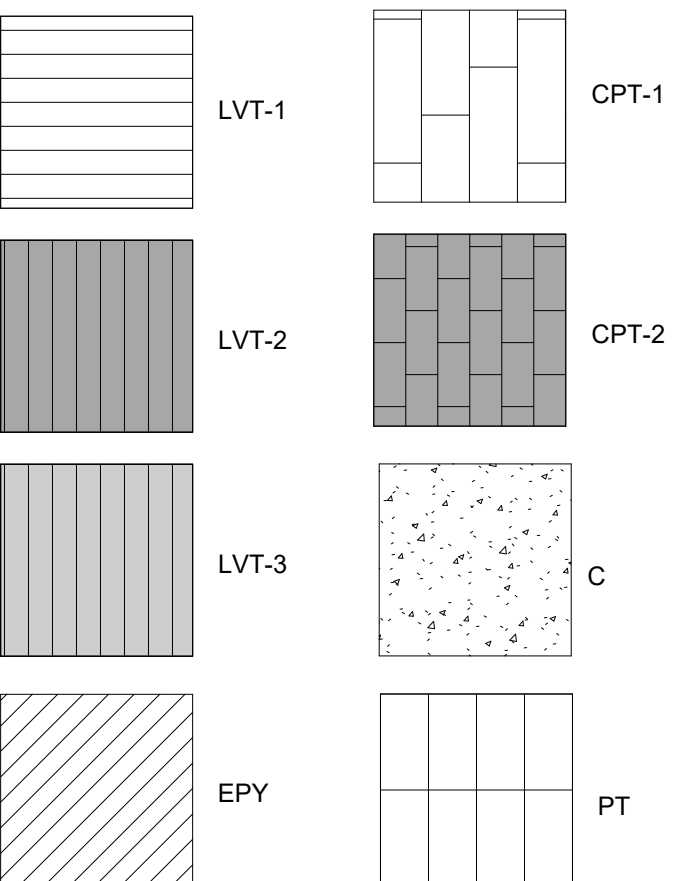
	<table border="1"><thead><tr><th>Revisions:</th><th>Revision Description</th><th>Date:</th></tr></thead><tbody><tr><td> </td><td> </td><td> </td></tr><tr><td> </td><td> </td><td> </td></tr><tr><td> </td><td> </td><td> </td></tr><tr><td> </td><td> </td><td> </td></tr></tbody></table>	Revisions:	Revision Description	Date:													<b>CONSULTANT</b>	<b>ARCHITECT/ENGINEER OF RECORD</b> <b>WBRC</b> ARCHITECTS • ENGINEERS WWW.WBRCAE.COM BANGOR, MAINE 207-947-4511 PORTLAND, MAINE 207-638-4511 SARASOTA, FLORIDA 941-556-0757		<b>Office of Construction and Facilities Management</b> <b>VA</b> U.S. Department of Veterans Affairs	Drawing Title <b>CURTAIN WALL DETAILS</b>	Phase <b>100% CD SUBMISSION</b>	Project Title <b>NEW MENTAL HEALTH BUILDING - PHASE 2</b>	Project Number <b>650-347</b>
		Revisions:	Revision Description	Date:																				
Approved: <b>VA RI FACILITIES MANAGEMENT SERVICE</b>	<b>FULLY SPRINKLERED</b>	Location 830 CHALKSTONE AVE PROVIDENCE, RI 02908	Building Number <b>39</b>																					
Issue Date 04 FEB 2022		Checked JRB	Drawn BRS	<b>AE008</b>																				





- FINISH PLAN NOTES:**
1. REFER TO ARCHITECTURAL ABBREVIATIONS ON SHEET G1002 FOR ALL ABBREVIATIONS SHOWN.
  2. SEE SPEC FOR DETAILED ABBREVIATION INFORMATION. TYPICAL PROJECT FINISH ABBREVIATIONS INCLUDE BUT ARE NOT LIMITED TO THE FOLLOWING:  
AT: ACOUSTIC TILE  
C: CONCRETE FINISH  
CG: CORNER GUARD  
CPT: CARPET  
CT: CERAMIC TILE  
EPY: EPOXY FLOORING  
EWG: END WALL GUARD  
FWP: FABRIC WRAPPED PANEL  
PLAM: PLASTIC LAMINATE  
P: PAINT  
PT: PORCELAIN TILE  
PRB: PROFILE RESILIENT BASE  
RB: RESILIENT BASE  
RES: RESIN PANEL  
RWC: RIGID VINYL WALL COVERING  
SCONC: SEALED CONCRETE  
SSURF: SOLID SURFACE
  3. CROSS REFERENCE FINISH PLAN, FINISH SCHEDULE, AND SPEC INFO FOR COMPLETE SCOPE.
  4. WHEN MULTIPLE FINISHES ARE INDICATED ON A WALL, REFER TO FINISH PLAN AND INTERIOR ELEVATIONS FOR MORE INFO.
  5. WALL AND FLOOR BASE FINISH TRANSITIONS ARE TO OCCUR ON INSIDE CORNERS UNO. VERIFY QUESTIONABLE FIELD CONDITIONS WITH ARCHITECT.
  6. REFER TO AS-521 FOR TRANSITION DETAILS. INSTALL NEW TRANSITION STRIPS WHERE NEW FLOORING MATERIAL ABUTS DISSIMILAR FLOORING MATERIAL.
  7. FLOORING CONTRACTOR TO VERIFY LOCATION AND STYLE OF FLOORING TRANSITION STRIPS BEFORE INSTALLATION.


- FINISH PLAN LEGEND:**
1. GRAPHICS APPLY TO ROOMS W/ PATTERN ONLY. SEE FINISH SCHEDULE FOR FINISH IN ROOMS WITHOUT SHADING. PATTERN INDICATES INTENDED DIRECTION OF FLOORING.



- KEY PLAN**
1. SINGLE ROLLER SHADE  
2. DUAL ROLLER SHADE  
WP-2 EXTENTS, SEE ELEVATION DETAIL B7 / AE204  
WD-1 WOOD LOOK ACCENT WALL  
CG CORNER GUARDS

F1 BASEMENT FLOOR PLAN

1/4" = 1'-0"




Revisions:	Revision Description	Date:

CONSULTANT

ARCHITECT/ENGINEER OF RECORD



STAMP



Office of  
Construction  
and Facilities  
Management



U.S. Department  
of Veterans Affairs

Drawing Title  
BASEMENT FINISH PLAN

Approved:  
VA RI FACILITIES MANAGEMENT  
SERVICE

Phase  
100% CD SUBMISSION

FULLY SPRINKLERED

Project Title  
NEW MENTAL HEALTH BUILDING -  
PHASE 2

Location  
830 CHALKSTONE AVE PROVIDENCE, RI 02908

Issue Date  
04 FEB 2022

Checked  
JRB

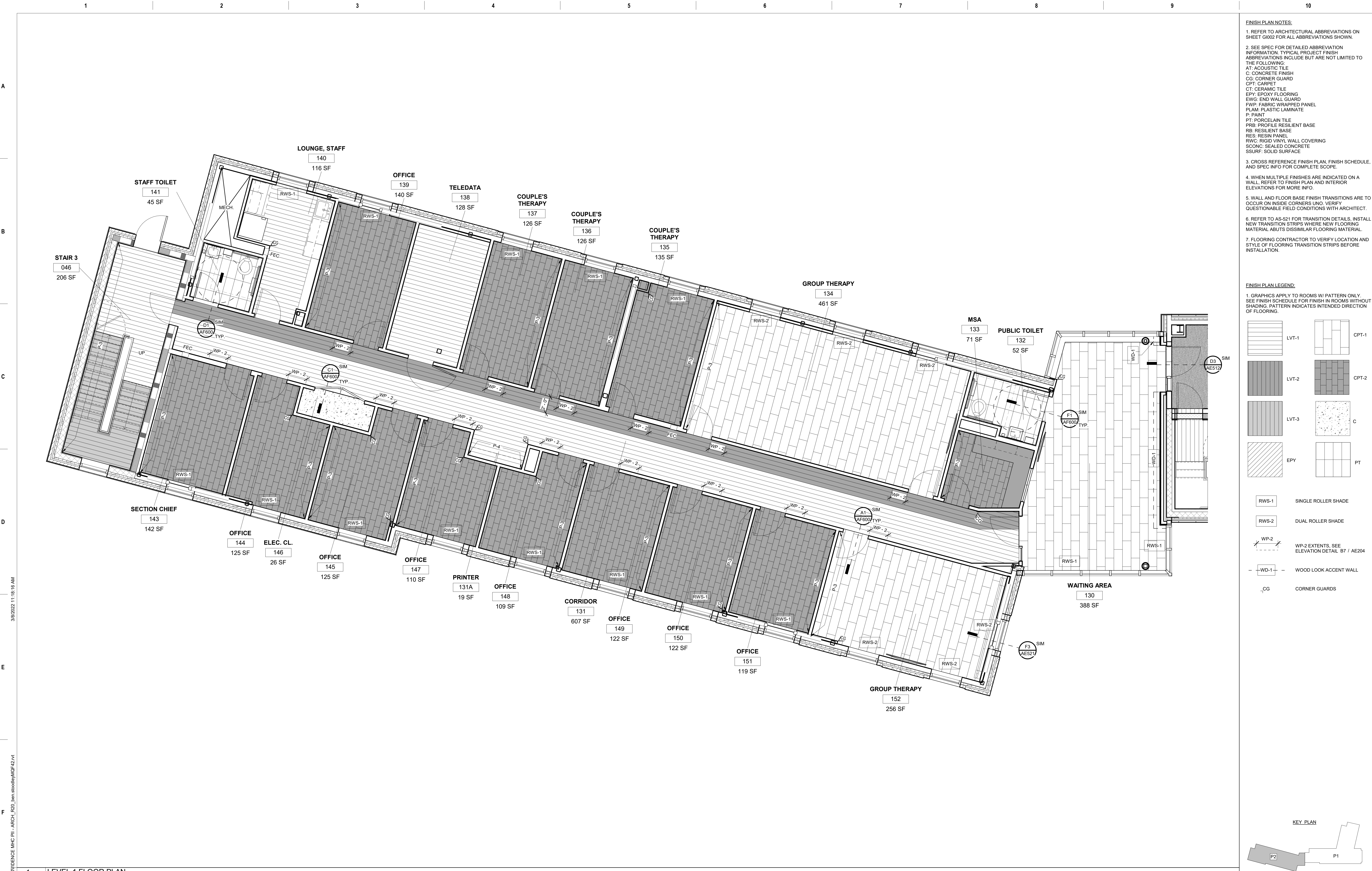
Drawn  
JBM

Project Number  
650-347

Building Number  
39

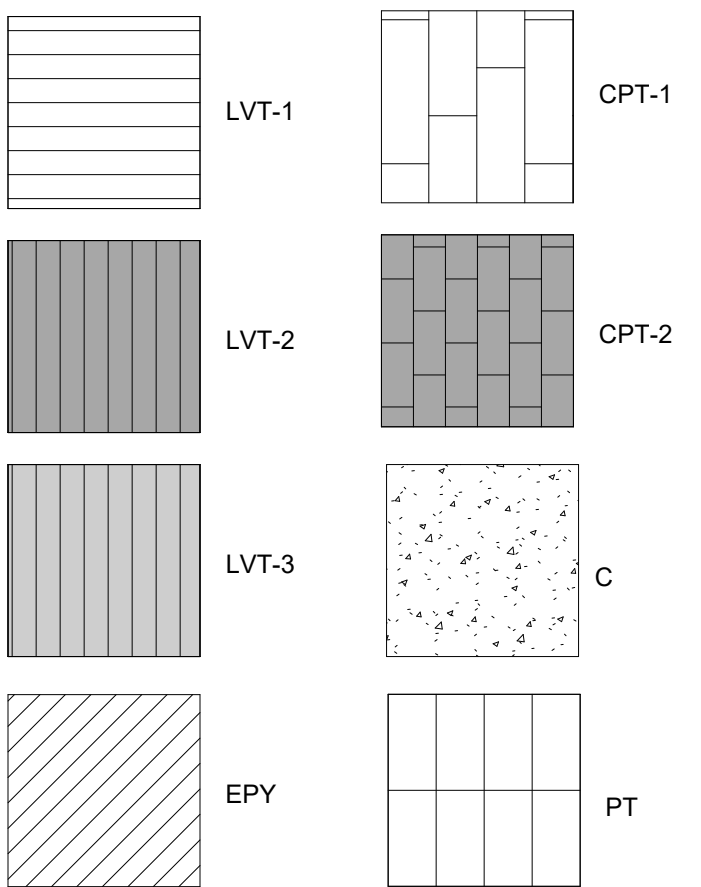
Drawing Number  
AF100





- FINISH PLAN NOTES:**
1. REFER TO ARCHITECTURAL ABBREVIATIONS ON SHEET G1002 FOR ALL ABBREVIATIONS SHOWN.
  2. SEE SPEC FOR DETAILED ABBREVIATION INFORMATION. TYPICAL PROJECT FINISH ABBREVIATIONS INCLUDE BUT ARE NOT LIMITED TO THE FOLLOWING:  
AT: ACOUSTIC TILE  
C: CONCRETE FINISH  
CG: CORNER GUARD  
CPT: CARPET  
CT: CERAMIC TILE  
EPY: EPOXY FLOORING  
EWG: END WALL GUARD  
FWP: FABRIC WRAPPED PANEL  
PLAM: PLASTIC LAMINATE  
P: PAINT  
PT: PORCELAIN TILE  
PRB: PROFILE RESILIENT BASE  
RB: RESILIENT BASE  
RES: RESIN PANEL  
RWC: RIGID VINYL WALL COVERING  
SCONG: SEALED CONCRETE  
SSURF: SOLID SURFACE
  3. CROSS REFERENCE FINISH PLAN, FINISH SCHEDULE, AND SPEC INFO FOR COMPLETE SCOPE.
  4. WHEN MULTIPLE FINISHES ARE INDICATED ON A WALL, REFER TO FINISH PLAN AND INTERIOR ELEVATIONS FOR MORE INFO.
  5. WALL AND FLOOR BASE FINISH TRANSITIONS ARE TO OCCUR ON INSIDE CORNERS UNO. VERIFY QUESTIONABLE FIELD CONDITIONS WITH ARCHITECT.
  6. REFER TO AS-521 FOR TRANSITION DETAILS. INSTALL NEW TRANSITION STRIPS WHERE NEW FLOORING MATERIAL ABUTS DISSIMILAR FLOORING MATERIAL.
  7. FLOORING CONTRACTOR TO VERIFY LOCATION AND STYLE OF FLOORING TRANSITION STRIPS BEFORE INSTALLATION.

- FINISH PLAN LEGEND:**
1. GRAPHICS APPLY TO ROOMS W/ PATTERN ONLY. SEE FINISH SCHEDULE FOR FINISH IN ROOMS WITHOUT SHADING. PATTERN INDICATES INTENDED DIRECTION OF FLOORING.



- KEY PLAN**
- RWS-1 SINGLE ROLLER SHADE  
RWS-2 DUAL ROLLER SHADE  
WP-2 WP-2 EXTENTS, SEE ELEVATION DETAIL B7 / AE204  
WD-1 WOOD LOOK ACCENT WALL  
CG CORNER GUARDS

1		LEVEL 1 FLOOR PLAN		CONSULTANT		ARCHITECT/ENGINEER OF RECORD		STAMP		Office of Construction and Facilities Management		Drawing Title		Phase		Project Title		Project Number	
1/4" = 1'-0"						WBRC		RICHARD BORELL		VA		FIRST FLOOR FINISH PLAN		100% CD SUBMISSION		NEW MENTAL HEALTH BUILDING - PHASE 2		650-347	
PROJECT NORTH						ARCHITECTS • ENGINEERS		NO 4597		U.S. Department of Veterans Affairs		Approved: VA RI FACILITIES MANAGEMENT SERVICE		FULLY SPRINKLERED		Location 830 CHALKSTONE AVE PROVIDENCE, RI 02908		Building Number 39	
Revisions:		Revision Description				WWW.WBRCAE.COM BANGOR, MAINE 207-947-4511 PORTLAND, MAINE 207-638-4511 SARASOTA, FLORIDA 941-556-0757										Issue Date 04 FEB 2022		Checked JRB	
																		Drawn JBM	
																		AF101	





- FINISH PLAN NOTES:**
1. REFER TO ARCHITECTURAL ABBREVIATIONS ON SHEET G1002 FOR ALL ABBREVIATIONS SHOWN.
  2. SEE SPEC FOR DETAILED ABBREVIATION INFORMATION. TYPICAL PROJECT FINISH ABBREVIATIONS INCLUDE BUT ARE NOT LIMITED TO THE FOLLOWING:  
AT: ACOUSTIC TILE  
C: CONCRETE FINISH  
CG: CORNER GUARD  
CPT: CARPET  
CT: CERAMIC TILE  
EPV: EPOXY FLOORING  
EWG: END WALL GUARD  
FWP: FABRIC WRAPPED PANEL  
FLAM: PLASTIC LAMINATE  
P: PAINT  
PT: PORCELAIN TILE  
PRB: PROFILE RESILIENT BASE  
RB: RESILIENT BASE  
RES: RESIN PANEL  
RWC: RIGID VINYL WALL COVERING  
SCONC: SEALED CONCRETE  
SSURF: SOLID SURFACE
  3. CROSS REFERENCE FINISH PLAN, FINISH SCHEDULE, AND SPEC INFO FOR COMPLETE SCOPE.
  4. WHEN MULTIPLE FINISHES ARE INDICATED ON A WALL, REFER TO FINISH PLAN AND INTERIOR ELEVATIONS FOR MORE INFO.
  5. WALL AND FLOOR BASE FINISH TRANSITIONS ARE TO OCCUR ON INSIDE CORNERS UNO. VERIFY QUESTIONABLE FIELD CONDITIONS WITH ARCHITECT.
  6. REFER TO AS-521 FOR TRANSITION DETAILS. INSTALL NEW TRANSITION STRIPS WHERE NEW FLOORING MATERIAL ABUTS DISSIMILAR FLOORING MATERIAL.
  7. FLOORING CONTRACTOR TO VERIFY LOCATION AND STYLE OF FLOORING TRANSITION STRIPS BEFORE INSTALLATION.


- FINISH PLAN LEGEND:**
1. GRAPHICS APPLY TO ROOMS W/ PATTERN ONLY. SEE FINISH SCHEDULE FOR FINISH IN ROOMS WITHOUT SHADING. PATTERN INDICATES INTENDED DIRECTION OF FLOORING.

	LVT-1		CPT-1
	LVT-2		CPT-2
	LVT-3		C
	EPV		PT
	RWS-1	SINGLE ROLLER SHADE	
	RWS-2	DUAL ROLLER SHADE	
	WP-2	WP-2 EXTENTS, SEE ELEVATION DETAIL B7 / AE204	
	WD-1	WOOD LOOK ACCENT WALL	
	CG	CORNER GUARDS	

KEY PLAN

F1 SECOND FLOOR PLAN

1/4" = 1'-0"



PROJECT NORTH


CONSULTANT

ARCHITECT/ENGINEER OF RECORD

**WBRC**  
ARCHITECTS • ENGINEERS

WWW.WBRCAE.COM  
BANGOR, MAINE 207-947-4511  
PORTLAND, MAINE 207-838-4511  
SARASOTA, FLORIDA 941-556-0757

STAMP



Office of  
Construction  
and Facilities  
Management

VA

U.S. Department  
of Veterans Affairs

Drawing Title

SECOND FLOOR FINISH PLAN

Approved:

VA RI FACILITIES MANAGEMENT  
SERVICE

Phase

100% CD SUBMISSION

FULLY SPRINKLERED

Project Title

NEW MENTAL HEALTH BUILDING -  
PHASE 2

Location

830 CHALKSTONE AVE PROVIDENCE, RI 02908

Issue Date

04 FEB 2022

Checked

JRB

Drawn

JBM

Project Number

650-347

Building Number

39

Drawing Number

AF102

3/8/2022 11:18:30 AM

U:\Autodesk AutoCAD\Revit\19501 - VAMC PROVIDENCE IMH PH1 ARCH\_P20\_ben.stodoley\MPF42.rvt

VA FORM 08 - 6231





F1

BASEMENT FLOOR PLAN

1/4" = 1'-0"

PROJECT NORTH

Revisions:

Revision Description

Date:

CONSULTANT

ARCHITECT/ENGINEER OF RECORD

WBRC

ARCHITECTS • ENGINEERS

WWW.WBRCAE.COM

BANGOR, MAINE 207-947-4511

PORTLAND, MAINE 207-838-4511

SARASOTA, FLORIDA 941-556-0757

STAMP

RICHARD BORRELL

NO. 4597

REGISTERED ARCHITECT

Office of Construction and Facilities Management

VA U.S. Department of Veterans Affairs

Drawing Title

BASEMENT SIGNAGE PLAN

Approved:

VA RI FACILITIES MANAGEMENT SERVICE

Phase

100% CD SUBMISSION

FULLY SPRINKLERED

Project Title

NEW MENTAL HEALTH BUILDING - PHASE 2

Location

830 CHALKSTONE AVE PROVIDENCE, RI 02908

Issue Date

04 FEB 2022

Checked

JRB

Drawn

SIB

Project Number

650-347

Building Number

39

Drawing Number

AF103

3/8" = 1'-0"

B8

TYPICAL SIGNAGE MOUNTING

SIGNAGE LEGEND

1. REFER TO DETAIL B8/AF105 FOR TYPICAL SIGN HEIGHTS AND LOCATIONS. WHERE SIGNS ARE SHOWN IN DOOR OPENINGS, REFER TO DETAIL B1/AF105 FOR ALTERNATE DOOR MOUNTED LOCATION

2. PROVIDE BLOCKING AS REQUIRED AT ALL SIGNAGE LOCATIONS

ROOM NAME

NUMBER

SIGN A

ROOM NAME WITH NUMBER

PROVIDER NAME

NUMBER

SIGN AL

OFFICE SIGN W/ NUMBER

NUMBER

SIGN B

ROOM NUMBER

RESTROOM

SIGN A1

RESTROOM & STAIR SIGN

STAFF RESTROOM

SIGN G-1

RIGHT ANGLE RESTROOM SIGN CENTER OVER DOOR, UNO

AUTHORIZED PERSONNEL ONLY

SIGN B1

STAFF RESTROOM

SIGN AS

STAFF ONLY

SIGN G-2

RIGHT ANGLE FIRE EXTINGUISHER. CENTER OVER OBJECT, UNO.

SIGN DL3

4 1/2" HIGH CENTRAL CHECK-IN SIGN

CENTRAL CHECK-IN

KEY PLAN

P2

P1

U:\Autodesk Autosaves\Revit\19501 - VAHC PROVIDENCE IMH P11\_ARCH\_P20\_ben.stodoley\MPF42.rvt

3/8/2022 11:18:42 AM

VA FORM 08-6231







F1 FIRST FLOOR SIGNAGE PLAN 1/4" = 1'-0"		CONSULTANT		ARCHITECT/ENGINEER OF RECORD <b>WBRC</b> ARCHITECTS • ENGINEERS WWW.WBRCAE.COM BANGOR, MAINE 207-947-4511 PORTLAND, MAINE 207-838-4511 SARASOTA, FLORIDA 941-556-0757		STAMP 		Office of Construction and Facilities Management <b>VA</b> U.S. Department of Veterans Affairs		Drawing Title FIRST FLOOR SIGNAGE PLAN Approved: VA RI FACILITIES MANAGEMENT SERVICE		Phase 100% CD SUBMISSION  FULLY SPRINKLERED		Project Title NEW MENTAL HEALTH BUILDING - PHASE 2 Location 830 CHALKSTONE AVE PROVIDENCE, RI 02908 Issue Date 04 FEB 2022		Project Number 650-347 Building Number 39 Drawing Number AF104	
		Revisions:															










$$6'' = 1'-0''$$



6" = 1'-0"




6" = 1'-0"



6" = 1'-0"
------------



6" = 1'-0"




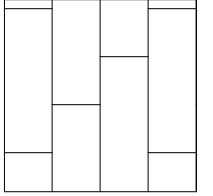
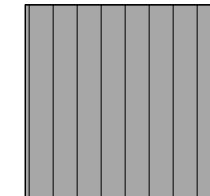

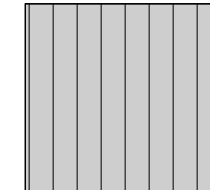


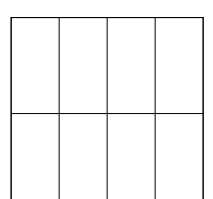
6" = 1'-0"

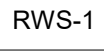

SEE SHEET G1002 FOR ALL ABBREVIATIONS SHOWN.

- SEE SPEC FOR DETAILED ABBREVIATION INFORMATION. TYPICAL PROJECT FINISH ABBREVIATIONS INCLUDE BUT ARE NOT LIMITED TO THE FOLLOWING:  
 AT: ACOUSTIC TILE  
 C: CONCRETE FINISH  
 CG: CORNER GUARD  
 CPT: CARPET  
 CT: CERAMIC TILE  
 EPV: EPOXY FLOORING  
 EWG: END WALL GUARD  
 FWP: FABRIC WRAPPED PANEL  
 PLAM: PLASTIC LAMINATE  
 P: PAINT  
 PT: PORCELAIN TILE  
 PRB: PROFILE RESILIENT BASE  
 RB: RESILIENT BASE  
 RES: RESIN PANEL  
 RVC: RIGID VINYL WALL COVERING  
 SCNC: SEALED CONCRETE  
 SSURF: SOLID SURFACE
- CROSS REFERENCE FINISH PLAN, FINISH SCHEDULE, AND SPEC INFO FOR COMPLETE SCOPE.
- WHEN MULTIPLE FINISHES ARE INDICATED ON A WALL, REFER TO FINISH PLAN AND INTERIOR ELEVATIONS FOR MORE INFO.
- WALL AND FLOOR BASE FINISH TRANSITIONS ARE TO OCCUR ON INSIDE CORNERS UNDO VERIFY QUESTIONABLE FIELD CONDITIONS WITH ARCHITECT.
- REFER TO AS-521 FOR TRANSITION DETAILS. INSTALL NEW TRANSITION STRIPS WHERE NEW FLOORING MATERIAL ABUTS DISSIMILAR FLOORING MATERIAL.
- FLOORING CONTRACTOR TO VERIFY LOCATION AND STYLE OF FLOORING TRANSITION STRIPS BEFORE INSTALLATION.

**FINISH PLAN LEGEND:**

- GRAPHICS APPLY TO ROOMS W/ PATTERN ONLY. SEE FINISH SCHEDULE FOR FINISHED IN ROOMS WITHOUT SHADING. PATTERN INDICATES INTENDED DIRECTION OF FLOORING.

	LVT-1		CPT-1
	LVT-2		CPT-2
	LVT-3		C
	EPV		PT

	RWS-1	SINGLE ROLLER SHADE
	RWS-2	DUAL ROLLER SHADE



Project Title <b>NEW MENTAL HEALTH BUILDING - PHASE 2</b>			Project Number <b>650-347</b>	
			Building Number <b>39</b>	
Location <b>830 CHALKSTONE AVE PROVIDENCE, RI 02908</b>			Drawing Number <b>AF600</b>	
Issue Date <b>04 FEB 2022</b>	Checked <b>JRB</b>	Drawn <b>JBM</b>		





**NOTE:**  
1. GC TO VERIFY SIZE OF ALL EQUIPMENT AND PROVIDE APPROPRIATE IN WALL BLOCKING FOR ALL EQUIPMENT, BOTH OIS AND CIS.

#	CONTENT NAME	OS/CI	OS/OI	CS/CI
1	SIDE CHAIR		X	
2	SIDE CHAIR - BARIATRIC		X	
3	MULTI-FUNCTION DEVICE		X	
4	TASK CHAIR		X	
5	FILE CABINET		X	
6	DESK L-SHAPED		X	
7	CLOCK - BATTERY OPERATED		X	
8	COMPUTER W/FLAT PANEL MONITOR		X	
9	TELEPHONE - DESK		X	
10	GARMET HOOK			X
11	TELEVISION AND BRACKET - WALL MOUNT		X	
12	DESK - STRAIGHT		X	
13	CRENZENZA		X	
14	CLASSROOM TABLE		X	
15	WHITEBOARD - DRY ERASE	X		
16	WHITEBOARD - BULLETIN BOARD COMBINATION	X		
17	CEILING MOUNTED PROJECTOR	X		
18	CEILING RECESSED PROJECTOR SCREEN			X
19	REFRIGERATOR / FREEZER		X	
20	MICROWAVE		X	
21	WINDOW SHADES - LIGHT FILTERING			X
22	WINDOW SHADES - BLACKOUT			X
23	HAC CART		X	
24	ADJUSTABLE WALL SHELVES			X
25	SIDE TABLE		X	
26	OFFICE TABLE		X	
27	TABLE TOP COPY MACHINE	X		
28	FIRE EXTINGUISHER CABINET - FULLY RECESSED			X
29	TACKABLE ACOUSTIC WALL PANEL			X
30	FREE STANDING RESIN PANEL SPACE DIVIDER			X

F1

BASEMENT EQUIPMENT PLAN

1/4" = 1'-0"

PROJECT NORTH

Revisions:

Revision Description

Date:

CONSULTANT

ARCHITECT/ENGINEER OF RECORD

WBRC

ARCHITECTS • ENGINEERS

WWW.WBRCAE.COM  
BANGOR, MAINE 207-947-4511  
PORTLAND, MAINE 207-838-4511  
SARASOTA, FLORIDA 941-556-0757

STAMP

RICHARD BORELL

NO. 4597

REGISTERED ARCHITECT

Office of Construction and Facilities Management

VA U.S. Department of Veterans Affairs

Drawing Title

BASEMENT EQUIPMENT PLAN

Approved:

VA RI FACILITIES MANAGEMENT SERVICE

Phase

100% CD SUBMISSION

FULLY SPRINKLERED

Project Title

NEW MENTAL HEALTH BUILDING - PHASE 2

Location

830 CHALKSTONE AVE PROVIDENCE, RI 02908

Issue Date

04 FEB 2022

Checked

JRB

Drawn

JBM

Project Number

650-347

Building Number

39

Drawing Number

AF700

VA FORM 08 - 6231

1

2

3

4

5

6

7

8

9

10







