GENERAL NOTES

1. WORKMANSHIP SHALL BE IN ACCORDANCE WITH THE NOAA STATEMENT OF REQUIREMENTS AND ACCEPTABLE COMMERCIAL MARINE QUALITY.
2. DIMENSIONS ARE IN METRIC UNITS.
3. CAPACITY OF TANK DOUBLE BOTTOM BALLAST TANK #3S (4-28-1) WITHOUT THE PERMANENT BALLAST IS 35,827 LITERS

AS-BUILT

REVISIONS

REV	ZONE	DESCRIPTION	DATE	APPROVED
1				

DOCUMENT DISTRIBUTION RECORD

DATE IN ROOM	
ISSUE DATE	
REV#	0
PROJECT ENG	
PROJECT MGR	
ABS	
USPH	
USCG	
HMP PC	1
PROD DESIGN GROUP	
HULL MGR	
HULL LEAD	
HVAC	
JOINER	
PASCAGOULA PC	1
NOISE CONT	
CHAND	E
ISSUED BY	

DWG NO. M283-191-FZ16 SH1

DRAWING INDEX

SH	DESCRIPTION
2	BALLAST LAYOUT
1	TITLE SHEET

REFERENCES

NO.	TITLE	DRAWING NUMBER
1.	HULL MIDBODY SCANTLINGS-FR 19-49	M282-100-FH03

10	9	8	7	6	5	4	3	2	1	SHT
							0	0		REV

REVISION STATUS

DPL NUMBERS

This drawing, design concept and specifications are the property of VT Halter Marine, Inc. and are furnished on a confidential basis with an expressed understanding that they will not be copied in any manner, used for manufacture, sold, transferred, nor used to the detriment of said firm without written permission. The recipient further agrees not to disclose these contents hereof to any other parties except for those specific purposes for which this drawing was issued.

VT Halter Marine, Inc.
Vision Technologies Systems

DRAWN BY	MDP 8/18/06
CHECKED BY	DH
APPROVED BY	
ABS APPV	
USCG APPV	
OWNER APPV	
HULL NO	1656
CAGE CODE	49213
SIZE	D
ESTIMATE NO	00-104
SCALE	NONE

VESSEL: FRV40 CLASS 63m FISHERIES RESEARCH VESSEL

TITLE: PERMANENT BALLAST INSTALLATION

JOB NO	ITEM	DELIVERABLE	SHEET	REV
M283	191	FZ16	001	00

FILE R:\M283\FUNCTIONAL\DESIGN\ISSUED\HULL\DWGS SHEET 0F 2

PLOT: 1=1

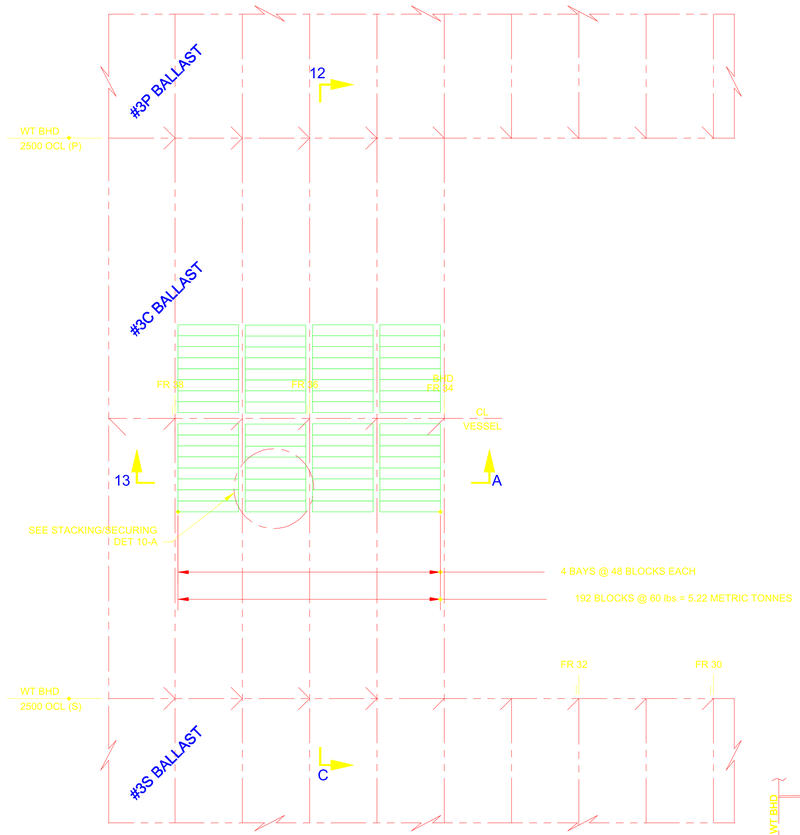

PLAN 15-B

BOTTOM SHELL

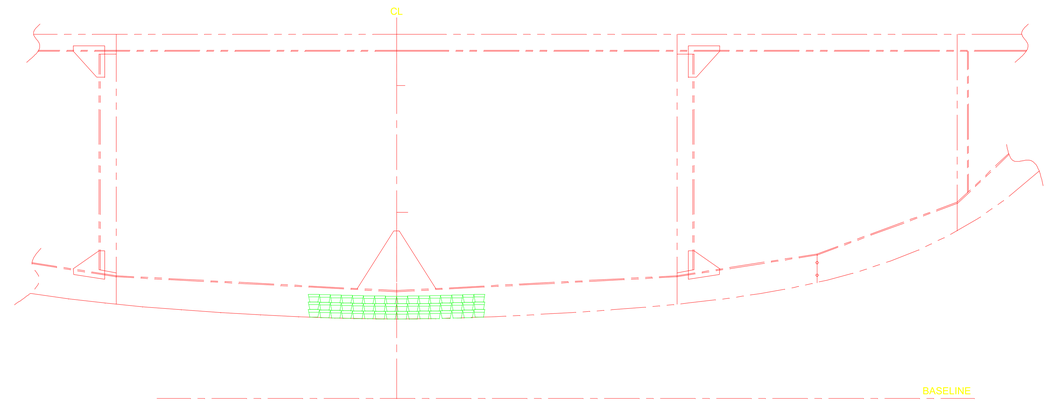

SECTION 12-C

FR 36
LKG FWD

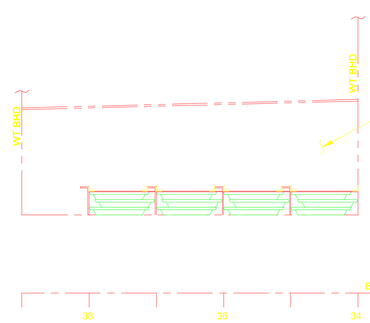

ELEVATION 13-A

LKG INBD

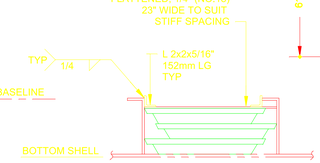

DETAIL 11-A

SCALE: 1:10

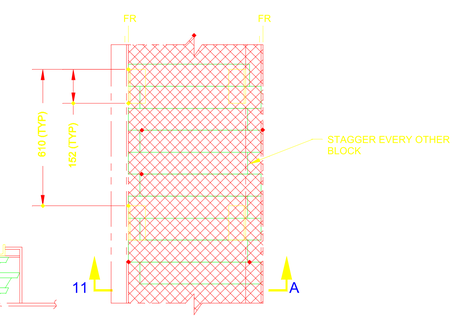

DETAIL 10-A

TYP STACKING IN BAYS
SCALE: 1:10

HULL NO	CAGE CODE	SIZE	JOB NO.	ITEM	DELIVERABLE	SHEET	REV
1956	3B386	D	M283	191	FZ16	002	00
ESTIMATE NO	SCALE		FILE R:\M283\FUNCTIONALDESIGN\ISSED\HULL.DWGS			SHEET Ø#	2
00-104	1:20 U.N.O.						

PLOT: 1=50

DWG NO. M283-191-FZ16 SH 2