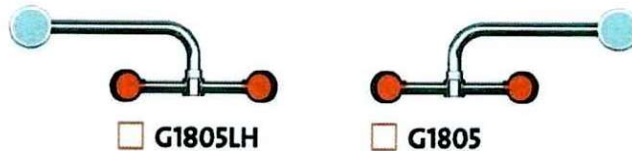




Guardian

Eyewashes

- ☐ **G1805** Eyewash, Deck Mounted AutoFlow™ 90° Swivel, Right Hand Mounting
- ☐ **G1805LH** Eyewash, Deck Mounted AutoFlow™ 90° Swivel, Left Hand Mounting



Application: AutoFlow™ eyewash for mounting next to sink. Swinging the spray head assembly horizontally out over the sink activates the water flow. The unit remains in operation until the spray head assembly is swung back into the storage position, closing the valve.

Spray Head Assembly: Two GS-Plus™ spray heads. Each head has a "flip top" dust cover, internal flow control and filter to remove impurities from the water flow.

Valve: 1/2" IPS plug-type valve with Teflon® coated O-ring seals. Swinging head assembly from storage to operational position opens orifice and activates water flow. Unit remains in operation until head assembly is returned to storage position.

Strainer: Unit is furnished with in-line strainer to protect valve and spray heads from debris in water line.

Mounting: Unit may be mounted on right side (G1805) or left side (G1805LH) of sink. Furnished with mounting shank, positioning lugs, locknut and washer for securing unit to counter.

Construction: Polished chrome plated brass.

Supply: 1/2" NPT female inlet.

Sign: ANSI-compliant identification sign.

Quality Assurance: Unit is completely assembled and water tested prior to shipment.

Available Options

- ☐ **DC** Stainless steel dust cover for each spray head.
- ☐ **TMV** G3600 thermostatic mixing valve precisely blends hot and cold water to deliver warm (tepid) water as required by ANSI Z358.1-2009. Refer to "Tempering Units" section for complete technical and product selection information.

Guardian Equipment
1140 N North Branch St
Chicago, IL 60642

312 447 8100 TELEPHONE
312 447 8101 FACSIMILE
gesafety.com

Listed 8116. Units have been tested to and comply with ANSI Z358.1-2009 and the Uniform Plumbing Code.

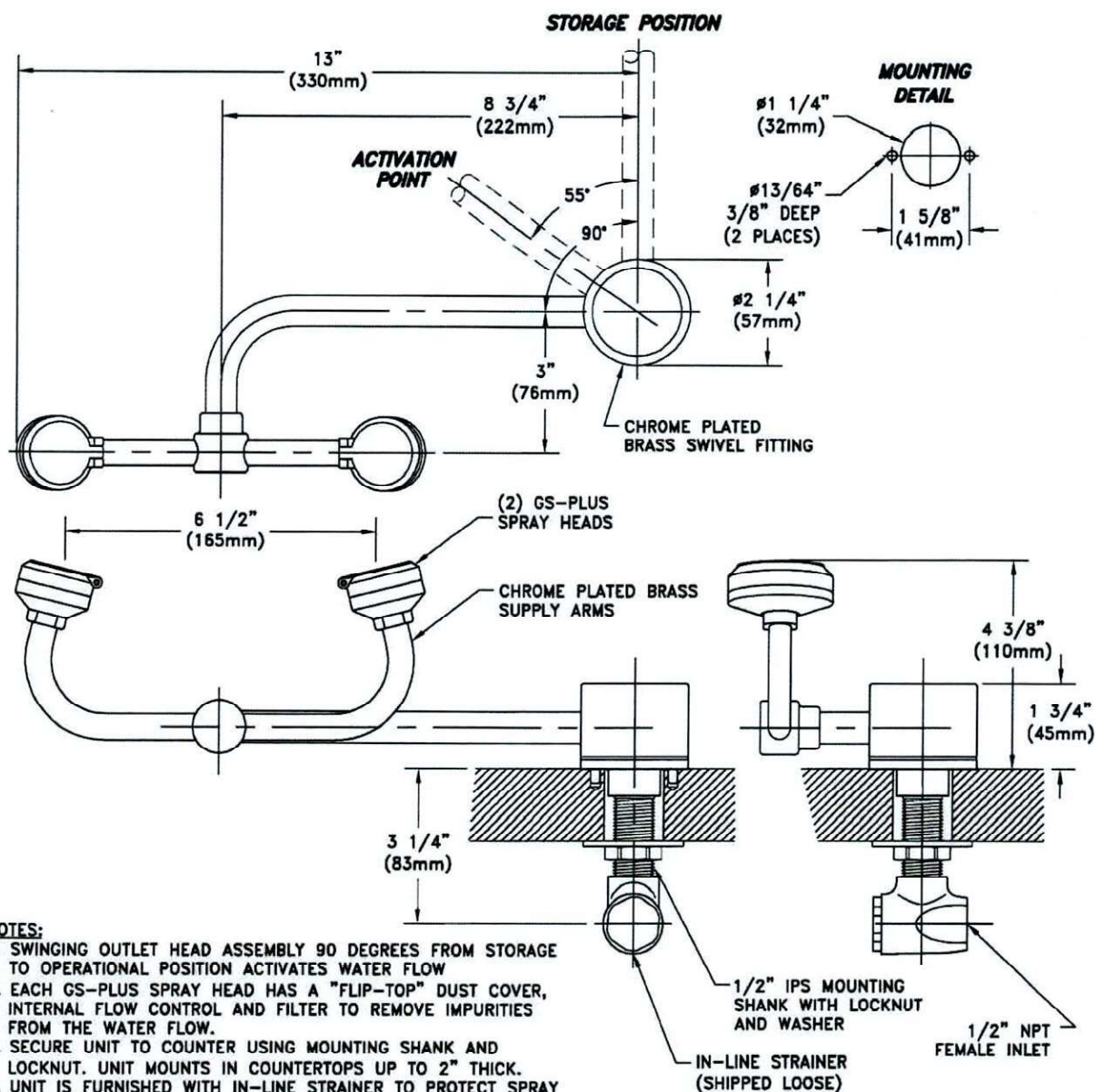


ETL Listed 101496. Units have been tested to and comply with ANSI Z358.1-2009.



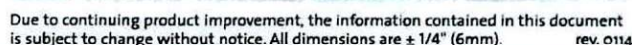


☐ **G1805** Eyewash, Deck Mounted AutoFlow™ 90° Swivel, Right Hand Mounting
☐ **G1805LH** Eyewash, Deck Mounted AutoFlow™ 90° Swivel, Left Hand Mounting



1. SWINGING OUTLET HEAD ASSEMBLY 90 DEGREES FROM STORAGE TO OPERATIONAL POSITION ACTIVATES WATER FLOW
2. EACH GS-PLUS SPRAY HEAD HAS A "FLIP-TOP" DUST COVER, INTERNAL FLOW CONTROL AND FILTER TO REMOVE IMPURITIES FROM THE WATER FLOW.
3. SECURE UNIT TO COUNTER USING MOUNTING SHANK AND LOCKNUT. UNIT MOUNTS IN COUNTERTOPS UP TO 2" THICK.
4. UNIT IS FURNISHED WITH IN-LINE STRAINER TO PROTECT SPRAY HEADS AND VALVE COMPONENTS FROM DEBRIS IN WATER LINE.
5. VALVE BEGINS TO OPEN AT "ACTIVATION POINT" SHOWN ABOVE.

THIS SPACE FOR ARCHITECT/ENGINEER APPROVAL



Sign Included



Guardian Equipment 312 447 8100 TELEPHONE
1140 N North Branch St 312 447 8101 FACSIMILE
Chicago, IL 60642 gesafety.com

Listed 8116. Units have been tested to and comply with ANSI Z358.1-2009 and the Uniform Plumbing Code.



ETL Listed 101496.
Units have been tested
to and comply with
ANSI Z358.1-2009.

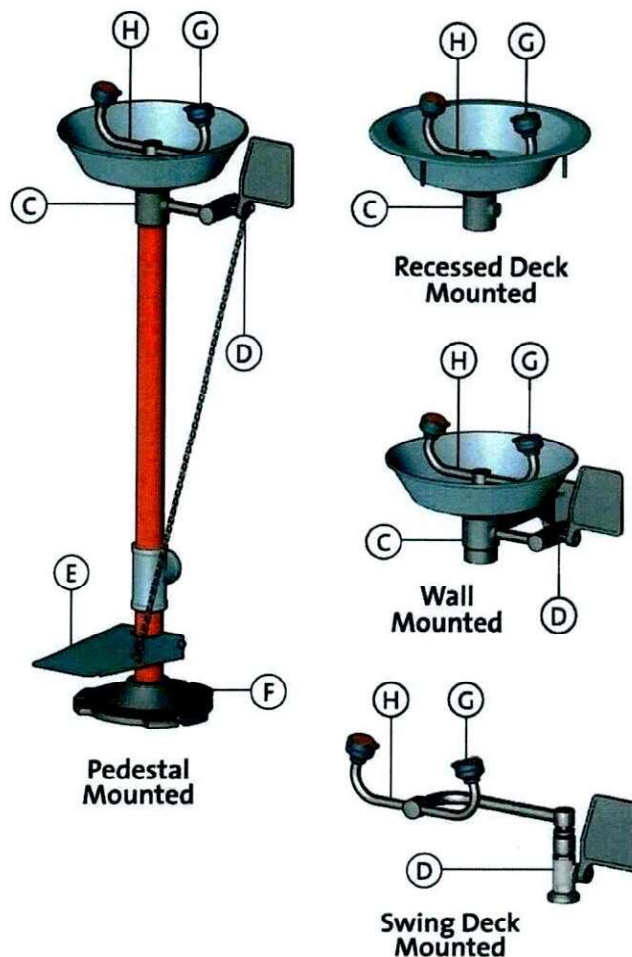
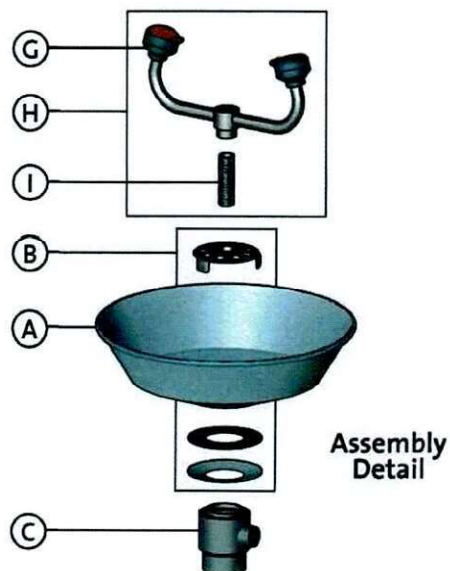




Guardian

Parts List
Eyewashes
(2 GS-Plus™ Spray Heads)

Item	Part Number	Description
Bowls		
A	100-009ORG-R	Orange ABS Plastic Bowl
	100-009GRN-R	Green ABS Plastic Bowl
	100-009YEL-R	Yellow ABS Plastic Bowl
	100-008R	Stainless Steel Bowl
	AP100-011A	Stn. Stl. Flanged Bowl For Deck Mount
Drain Plate Assemblies		
B	AP150-012A	Drain Plate Assembly for Plastic Bowls
	AP150-012B	Drain Plate Assembly for Stainless Bowls
<i>Note: Includes Drain Plate, Cupped Washer, And Gasket</i>		
Waste Receptors		
C	150-014E-2	Cast Aluminum Waste Receptor for Wall Mount Units
	150-066-2	Cast Aluminum Waste Receptor for Pedestal Units
Ball Valve Assemblies		
D	AP600-101H	1/2" IPS Stay-Open Chrome Plated Brass Ball Valve with Flag Handle, Horizontal
	AP600-101V	1/2" IPS Stay-Open Chrome Plated Brass Ball Valve with Flag Handle, Vertical
	AP600-101H-HFC	1/2" IPS Stay-Open Chrome Plated Brass Ball Valve with Flag Handle, for Hand/ Foot Control, Horizontal
	AP600-101V-HFC	1/2" IPS Stay-Open Chrome Plated Brass Ball Valve with Flag Handle, for Hand/ Foot Control, Vertical
	AP600-104	1/2" IPS Brass Stay-Open Ball Valve, Push-Down Control
E	AP050-010	Stainless Steel Foot Treadle and Return Spring with Aluminum Clevis Pin
F	150-032	Powder Coated Cast Aluminum Floor Flange, 1-1/4" NPT Female Connection
G	AP470-001	GS-Plus™ Spray Head Assy.
H	AP470-100R	(2) GS-Plus™ Spray Heads with Chrome Plated Brass Fittings
I	BI136-02-04	3/8" IPS X 2-1/4" Brass Shank


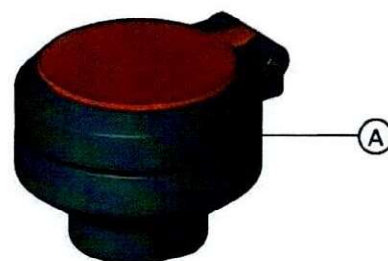




This guardian equipment product is equipped with GS-Plus™ spray heads. Each head features:


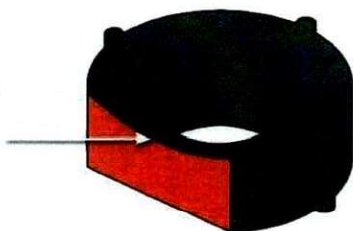
- Tough polypropylene plastic construction
- Highly visible integrated nylon dust cover
- Easily accessible 1.8 GPM flow control
- Dense (60 pore per inch) polyurethane filter
- Unique design provides a consistently soft, full spray of water across a range of working pressures from 30 to 100 PSI.

Item	Part Number	Description
A	AP470-001	GS-Plus™ Spray Head (assembled)
B	AP470-002R	Dust Cover and Cap Assembly
C	470-004R	60 PPI Polyurethane Filter
D	470-005R	1.8 GPM Flow Control



IMPORTANT

In order to operate properly, the flow control must be inserted into the body *concave end first*.





- ☐ **G1825** Eyewash, Pedestal Mounted, Stainless Steel Bowl
- ☐ **G1825P** Eyewash, Pedestal Mounted, Plastic Bowl

Application: Free standing, pedestal mounted eyewash. Two GS-Plus™ spray-type spray heads deliver a flood of water for rinsing eyes.

Spray Head Assembly: Two GS-Plus™ spray heads. Each head has a "flip top" dust cover, internal flow control and filter to remove impurities from the water flow.

Valve: 1/2" IPS chrome plated brass stay-open ball valve. Valve is US-made with chrome plated brass ball and Teflon® seals.

Bowl: 11-1/2" diameter. Bowl is stainless steel (G1825) or orange ABS plastic (G1825P).

Pipe and Fittings: Schedule 40 galvanized steel. Furnished with orange polyethylene covers for vertical piping for high visibility and corrosion resistance.

Supply: 1/2" NPT female inlet.

Waste: 1-1/4" NPT female outlet.

Sign: ANSI-compliant identification sign.

Quality Assurance: Valve, bowl and spray head assembly is factory assembled and water tested prior to shipment.

Available Options

- ☐ **BC** Stainless steel bowl cover (G1825 only). Cover protects unit against contaminants. Cover is automatically raised when unit is activated.
- ☐ **DC** Stainless steel dust cover for each spray head.
- ☐ **HFC** Hand and foot control. Eyewash is activated by flag handle or foot treadle.
- ☐ **HS** Auxiliary hand-held drench hose for rinsing eyes, face or body.
- ☐ **SC** Self-closing ball valve. *Note: Eyewashes with self-closing valves do not comply with ANSI Z358.1-2009.*
- ☐ **TMV** G3600 thermostatic mixing valve precisely blends hot and cold water to deliver warm (tepid) water as required by ANSI Z358.1-2009. Refer to "Tempering Units" section for complete technical and product selection information.

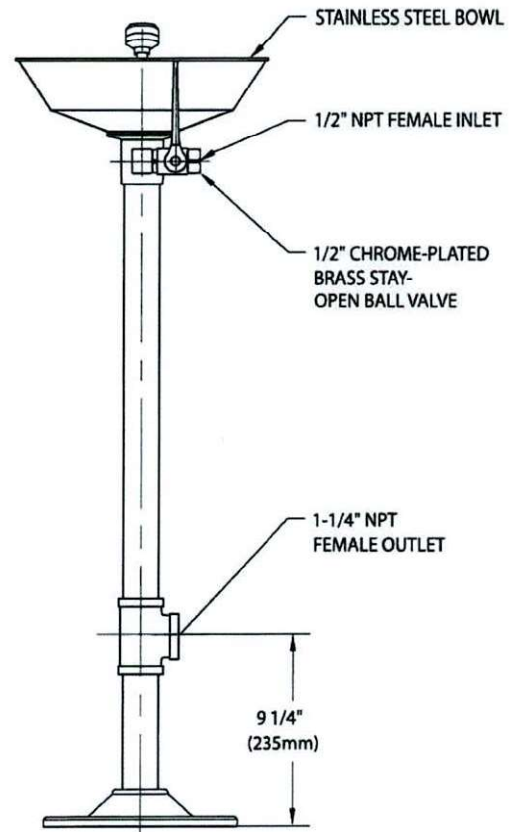
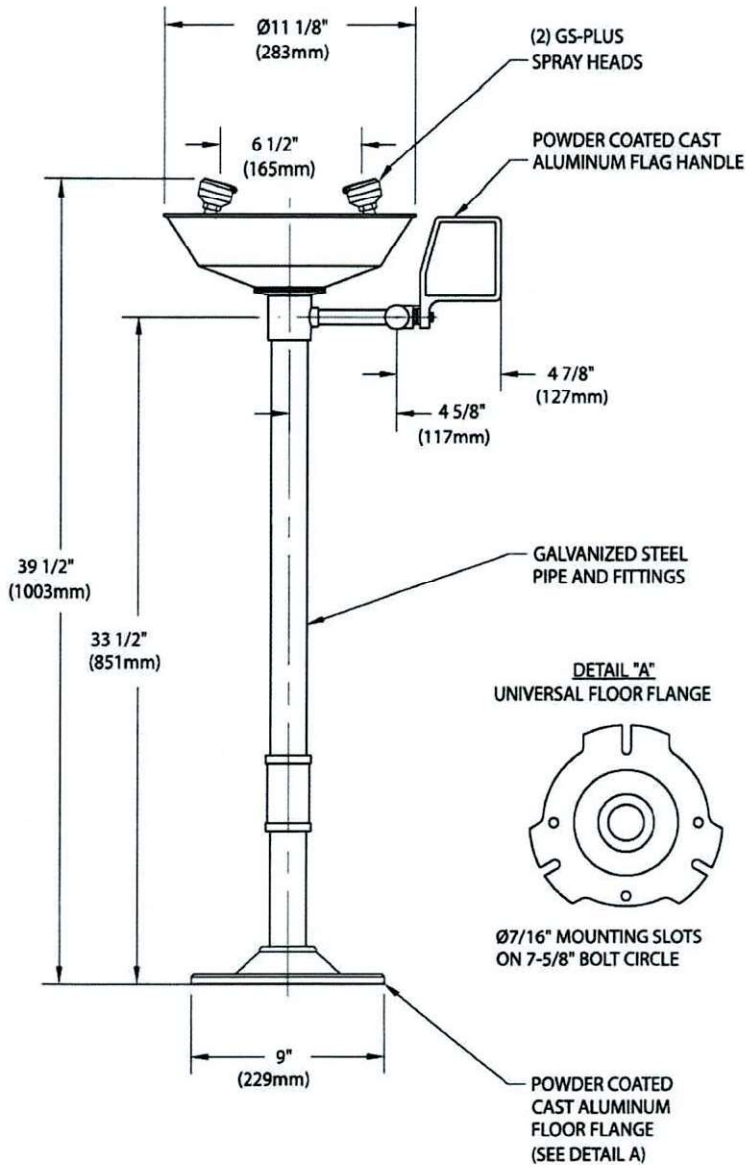




Guardian

Eyewashes

- ☐ **G1825** Eyewash, Pedestal Mounted, Stainless Steel Bowl
- ☐ **G1825P** Eyewash, Pedestal Mounted, Plastic Bowl



NOTE:
EACH GS-PLUS SPRAY HEAD HAS A "FLIP-TOP" DUST COVER, INTERNAL FLOW CONTROL AND FILTER TO REMOVE IMPURITIES FROM THE WATER FLOW.

THIS SPACE FOR ARCHITECT/ENGINEER APPROVAL

Due to continuing product improvement, the information contained in this document is subject to change without notice. All dimensions are $\pm 1/4"$ (6mm). rev. 0114

Guardian Equipment
1140 N North Branch St
Chicago, IL 60642

312 447 8100 TELEPHONE
312 447 8101 FACSIMILE
gesafety.com

Listed 8116. Units have been tested to and comply with ANSI Z358.1-2009 and the Uniform Plumbing Code.



ETL Listed 101496. Units have been tested to and comply with ANSI Z358.1-2009.



Sign Included

