

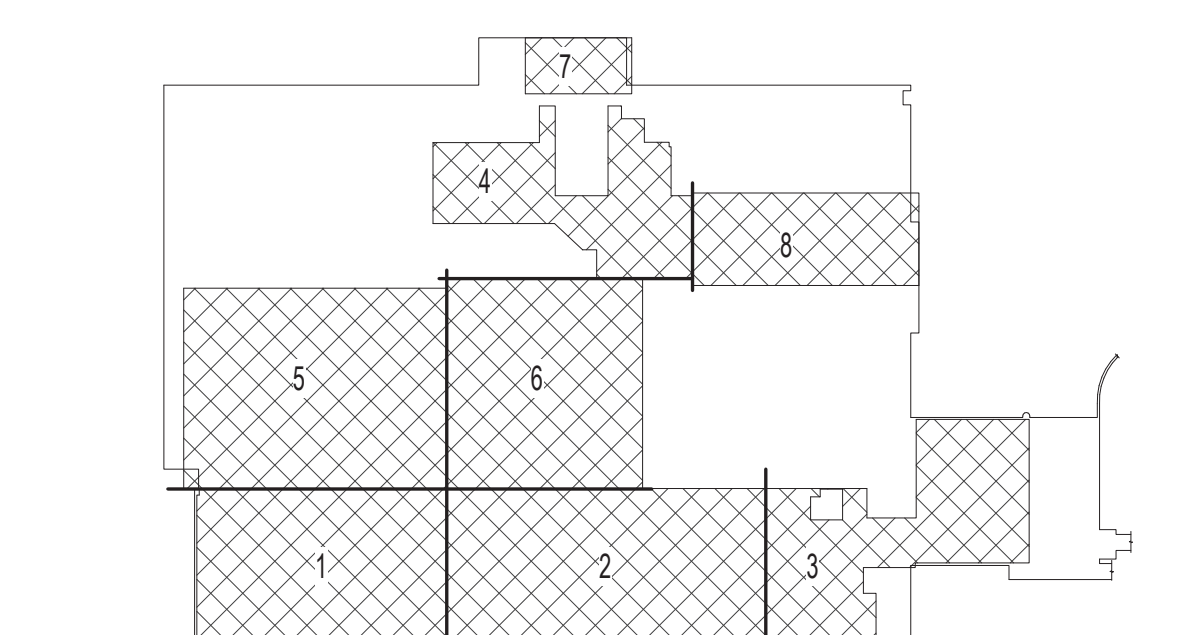


<div style="display: flex; justify-content: space-between; align-items: center;"> <div>  </div> <div> <p>1 HOUR FIRE & SMOKE SEPARATION</p> <p>2 HOUR FIRE & SMOKE SEPARATION</p> </div> </div>	
<h3>PHASING LEGEND</h3>	
<div style="display: flex; justify-content: space-between; align-items: center;"> <div>  </div> <div> <p>PHASE 1</p> <p>PHASE 2</p> <p>PHASE 3</p> <p>PHASE 4</p> <p>PHASE 5</p> </div> </div>	
<h3>GENERAL MECHANICAL DEMOLITION NOTES</h3>	
<p>A.</p> <p>B.</p> <p>C.</p> <p>D.</p> <p>E.</p> <p>F.</p> <p>G.</p> <p>H.</p> <p>I.</p> <p>J.</p>	<p>CONTRACTOR IS RESPONSIBLE FOR ALL MODIFICATIONS TO THE EXISTING DUCTWORK NECESSARY TO PERMIT THE INSTALLATION OF NEW WORK.</p> <p>PROVIDE TEMPORARY CONNECTIONS TO MAINTAIN EXISTING SYSTEM IN SERVICE DURING CONSTRUCTION.</p> <p>REMOVE, RELOCATE, AND EXTEND EXISTING INSTALLATIONS TO ACCOMMODATE NEW CONSTRUCTION.</p> <p>CONTRACTOR TO COORDINATE WITH VA/COR FOR ALL MECHANICAL SERVICE OUTAGES.</p> <p>REMOVE UNUSED SECTIONS OF SUPPLY AND RETURN AIR DUCTWORK BACK TO MAINS. PATCH OPENING WITH SHEET METAL AND SEAL AIRTIGHT. PATCH EXISTING INSULATION TO MATCH EXISTING. WHERE EXISTING DUCTWORK IS TO BE CAPPED AND REUSED, LOCATE THE END CAP WITHIN 6" OF THE LAST BRANCH. END CAPS SHALL BE 3" PRESSURE CLASS AND SEAL CLASS "A".</p> <p>CONTRACTOR SHALL BE RESPONSIBLE FOR ANY DAMAGE TO FINISHES OR COMPONENTS NOT SCHEDULED FOR DEMOLITION. DAMAGED ITEMS SHALL BE REPLACED OR REPAIRED TO MEET OR EXCEED FORMER CONDITIONS.</p> <p>REMOVE ALL ASSOCIATED CLAMPS, HANGERS, SUPPORTS, ETC. ASSOCIATED WITH DUCTWORK REMOVAL.</p> <p>EXISTING OPENINGS IN CONCRETE SLAB TO BE FILLED IN WITH CONCRETE TO MATCH EXISTING. SEE ARCHITECTURAL FOR DETAILS. CONTRACTOR SHALL VERIFY AND BE RESPONSIBLE FOR EXACT NUMBER OF OPENINGS REQUIRING FILL. APPROXIMATE NUMBER OF OPENINGS TO BE FILLED: 185</p> <p>PRIOR TO START OF DEMOLITION, GC SHALL ENSURE THAT A CURRENT VA PROVIDED HAZARDOUS MATERIAL SURVEY HAS BEEN CONDUCTED IDENTIFYING ALL HAZARDOUS MATERIAL FOUND IN SOW AREAS. GC TO VERIFY QUANTITIES AND LOCATIONS OF ALL HAZARDOUS MATERIALS FOUND TO BE REMOVED PRIOR TO DEMOLITION. REMOVAL TO BE IN ACCORDANCE WITH ANY REGULATORY PLANS OR APPROVALS IN STATE OF WEST VIRGINIA. APPROXIMATE LINEAR LENGTH OF DUCTWORK TO BE REMOVED: 7500FT.</p> <p>REVIEW THIS DRAWING IN CONJUNCTION WITH SHEETS G1401 & G1403 AND CORRESPONDING ARCHITECTURAL, FIRE PROTECTION, PLUMBING, MECHANICAL, ELECTRICAL, AND FOODSERVICE DEMOLITION AND NEW WORK DRAWINGS FOR A FULL SCOPE OF PROJECT CONSTRUCTION PHASING. THIS INFORMATION IS SUGGESTED. CONTRACTOR IS ULTIMATELY RESPONSIBLE FOR ALL PHASED CONSTRUCTION PLANNING, SEQUENCING, MEANS, METHODS, PROCEDURES, COORDINATION AND PERFORMANCE OF THE WORK.</p>


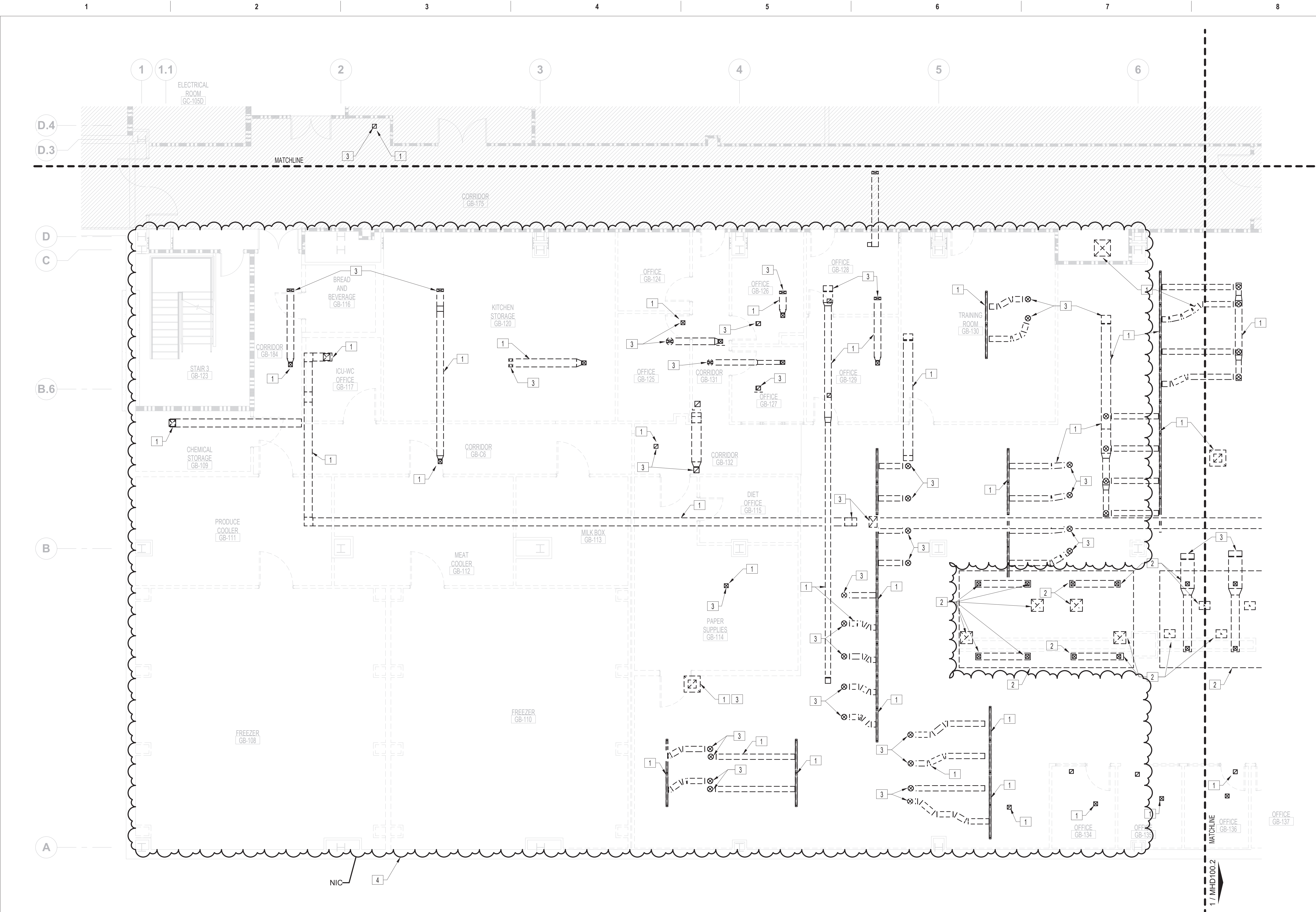


BASEMENT KEY PLAN

NOT TO
SCALE

VA CONTRACT NO: 36C24519C0171

[illegible]



1

**MECHANICAL VENTILATION - ENLARGED BASEMENT DEMOLITION
PLAN - AREA 1**

3/16" = 1'-0"



FIRE BARRIER LEGEND



1 HOUR FIRE & SMOKE SEPARATION



2 HOUR FIRE & SMOKE SEPARATION

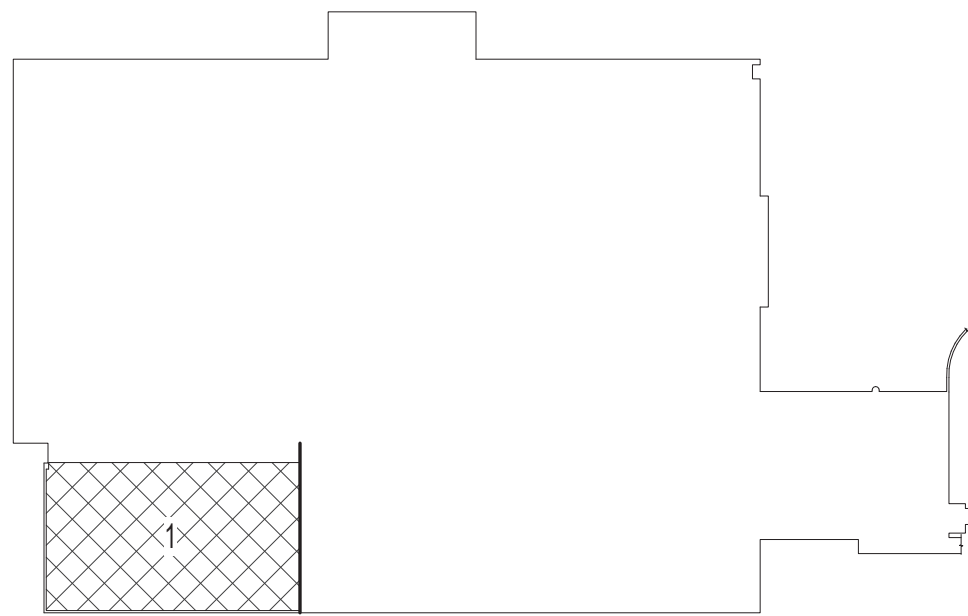
GENERAL MECHANICAL DEMOLITION NOTES

- CONTRACTOR IS RESPONSIBLE FOR ALL MODIFICATIONS TO THE EXISTING DUCTWORK NECESSARY TO PERMIT THE INSTALLATION OF NEW WORK.
- PROVIDE TEMPORARY CONNECTIONS TO MAINTAIN EXISTING SYSTEM IN SERVICE DURING CONSTRUCTION.
- REMOVE, RELOCATE, AND EXTEND EXISTING INSTALLATIONS TO ACCOMMODATE NEW CONSTRUCTION.
- CONTRACTOR TO COORDINATE WITH VA/COR FOR ALL MECHANICAL SERVICE OUTAGES.
- REMOVE UNUSED SECTIONS OF SUPPLY AND RETURN AIR DUCTWORK BACK TO MAINS. PATCH OPENING WITH SHEET METAL AND SEAL AIRTIGHT. PATCH EXISTING INSULATION TO MATCH EXISTING. WHERE EXISTING DUCTWORK IS TO BE CAPPED AND REUSED, LOCATE THE END CAP WITHIN 6" OF THE LAST BRANCH. END CAPS SHALL BE 3" PRESSURE CLASS AND SEAL CLASS "A".
- CONTRACTOR SHALL BE RESPONSIBLE FOR ANY DAMAGE TO FINISHES OR COMPONENTS NOT SCHEDULED FOR DEMOLITION. DAMAGED ITEMS SHALL BE REPLACED OR REPAIRED TO MEET OR EXCEED FORMER CONDITIONS.
- REMOVE ALL ASSOCIATED CLAMPS, HANGERS, SUPPORTS, ETC. ASSOCIATED WITH DUCTWORK REMOVAL.
- EXISTING OPENINGS IN CONCRETE SLAB TO BE FILLED IN WITH CONCRETE TO MATCH EXISTING. SEE ARCHITECTURAL FOR DETAILS. CONTRACTOR SHALL VERIFY AND BE RESPONSIBLE FOR EXACT NUMBER OF OPENINGS REQUIRING FILL. APPROXIMATE NUMBER OF OPENINGS TO BE FILLED: 185
- PRIOR TO START OF DEMOLITION, GC SHALL ENSURE THAT A CURRENT VA PROVIDED HAZARDOUS MATERIAL SURVEY HAS BEEN CONDUCTED IDENTIFYING ALL HAZARDOUS MATERIAL FOUND IN SOW AREAS. GC TO VERIFY QUANTITIES AND LOCATIONS OF ALL HAZARDOUS MATERIALS FOUND TO BE REMOVED PRIOR TO DEMOLITION. REMOVAL TO BE IN ACCORDANCE WITH ANY REGULATORY PLANS OR APPROVALS IN STATE OF WEST VIRGINIA. APPROXIMATE LINEAR LENGTH OF DUCTWORK TO BE REMOVED: 7500FT.
- REVIEW THIS DRAWING IN CONJUNCTION WITH SHEETS GI401 & GI403 AND CORRESPONDING ARCHITECTURAL, FIRE PROTECTION, PLUMBING, MECHANICAL, ELECTRICAL, AND FOODSERVICE DEMOLITION AND NEW WORK DRAWINGS FOR A FULL SCOPE OF PROJECT CONSTRUCTION PHASING. THIS INFORMATION IS SUGGESTED. CONTRACTOR IS ULTIMATELY RESPONSIBLE FOR ALL PHASED CONSTRUCTION PLANNING, SEQUENCING, MEANS, METHODS, PROCEDURES, COORDINATION AND PERFORMANCE OF THE WORK.

X

MECHANICAL DEMOLITION KEY NOTES

- REMOVE SUPPLY, RETURN, AND EXHAUST DUCTWORK AS SHOWN WITH ALL ASSOCIATED DIFFUSERS AND GRILLES. (TYP.)
- REMOVE EXHAUST HOOD AND ASSOCIATED DUCTWORK AS SHOWN. PREPARE STAINLESS STEEL DUCTWORK FOR RECONNECTION.
- DUCTWORK UP TO INTERSTITIAL. REFER TO MHD200.1 FOR CONTINUATION.
- DUCTWORK AND DIFFUSER DEMOLITION IN THIS AREA IS NOT IN CONTRACT.




BASEMENT KEY PLAN - AREA 1

NOT TO
SCALE

VA CONTRACT NO: 36C24519C0171

BID DOCUMENTS SUBMITTAL	11/24/2021
100% CONSTRUCTION DOCUMENTS SUBMISSION	07/23/2021
95% CONSTRUCTION DOCUMENTS SUBMISSION	02/12/2021
60% DESIGN DEVELOPMENT	09/11/2020
30% SCHEMATIC DESIGN DEVELOPMENT	05/24/2020
Revisions:	Date:

CONSULTANT

ARCHITECT/ENGINEER OF RECORD
 BANCROFT ARCHITECTS + ENGINEERS
700 Nicholas Blvd, Suite 300 Elk Grove Village, IL 60007 T: 847.952.9362 F: 847.952.9403 www.bancroft-ae.com

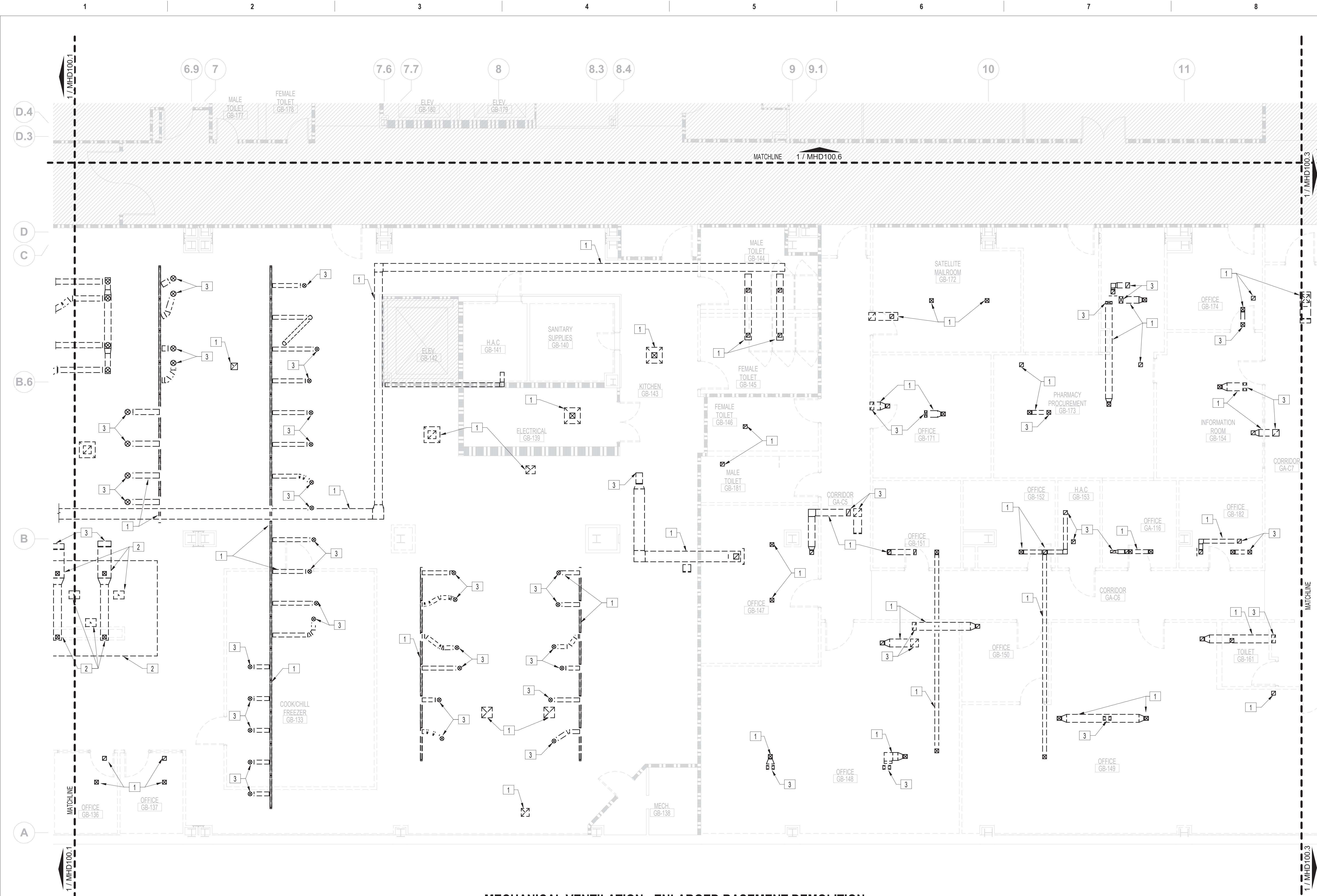
STAMP

Office of Construction and Facilities Management
VA U.S. Department of Veterans Affairs

Drawing Title MECHANICAL VENTILATION - ENLARGED BASEMENT DEMOLITION PLAN - AREA 1
Approved: Project Director

Phase BID DOCUMENTS SUBMITTAL
FULLY SPRINKLERED

Project Title RENOVATE/UPGRADE NUTRITION & FOOD SERVICE KITCHEN	Project Number 613-19-103
Location MARTINSBURG VA MEDICAL CENTER	Building Number 500
Issue Date 11/24/2021	Checked RAH
Drawn RRR	Drawing Number MHD100.1



MECHANICAL VENTILATION - ENLARGED BASEMENT DEMOLITION PLAN - AREA 2
3/16" = 1'-0"

FIRE BARRIER LEGEND

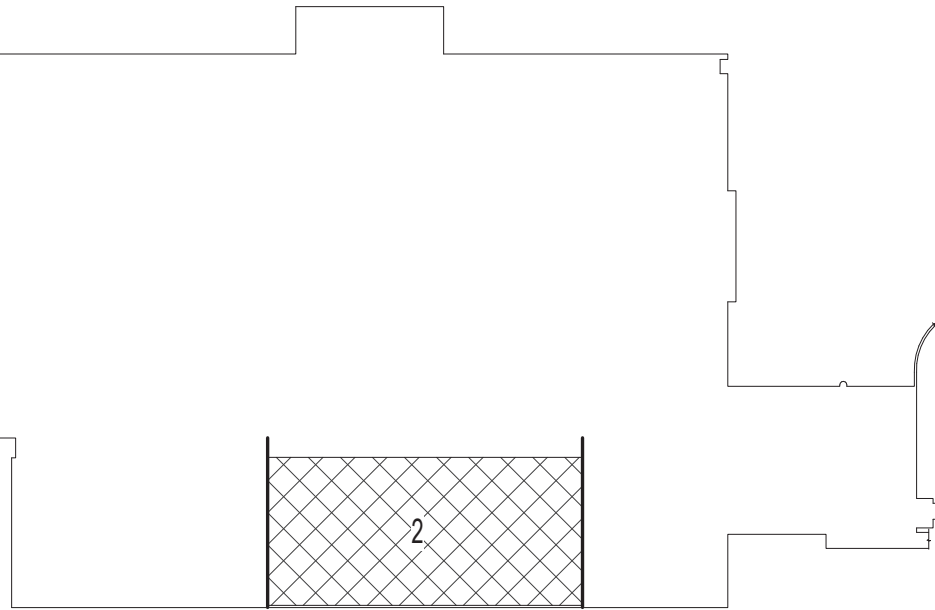
- 1 HOUR FIRE & SMOKE SEPARATION
- 2 HOUR FIRE & SMOKE SEPARATION

GENERAL MECHANICAL DEMOLITION NOTES

- A. CONTRACTOR IS RESPONSIBLE FOR ALL MODIFICATIONS TO THE EXISTING DUCTWORK NECESSARY TO PERMIT THE INSTALLATION OF NEW WORK.
- B. PROVIDE TEMPORARY CONNECTIONS TO MAINTAIN EXISTING SYSTEM IN SERVICE DURING CONSTRUCTION.
- C. REMOVE, RELOCATE, AND EXTEND EXISTING INSTALLATIONS TO ACCOMMODATE NEW CONSTRUCTION.
- D. CONTRACTOR TO COORDINATE WITH VA/COR FOR ALL MECHANICAL SERVICE OUTAGES.
- E. REMOVE UNUSED SECTIONS OF SUPPLY AND RETURN AIR DUCTWORK BACK TO MAINS. PATCH OPENING WITH SHEET METAL AND SEAL AIRTIGHT. PATCH EXISTING INSULATION TO MATCH EXISTING. WHERE EXISTING DUCTWORK IS TO BE CAPPED AND REUSED, LOCATE THE END CAP WITHIN 6" OF THE LAST BRANCH. END CAPS SHALL BE 3" PRESSURE CLASS AND SEAL CLASS "A".
- F. CONTRACTOR SHALL BE RESPONSIBLE FOR ANY DAMAGE TO FINISHES OR COMPONENTS NOT SCHEDULED FOR DEMOLITION. DAMAGED ITEMS SHALL BE REPLACED OR REPAIRED TO MEET OR EXCEED FORMER CONDITIONS.
- G. REMOVE ALL ASSOCIATED CLAMPS, HANGERS, SUPPORTS, ETC. ASSOCIATED WITH DUCTWORK REMOVAL.
- H. EXISTING OPENINGS IN CONCRETE SLAB TO BE FILLED IN WITH CONCRETE TO MATCH EXISTING. SEE ARCHITECTURAL FOR DETAILS. CONTRACTOR SHALL VERIFY AND BE RESPONSIBLE FOR EXACT NUMBER OF OPENINGS REQUIRING FILL. APPROXIMATE NUMBER OF OPENINGS TO BE FILLED: 185
- I. PRIOR TO START OF DEMOLITION, GC SHALL ENSURE THAT A CURRENT VA PROVIDED HAZARDOUS MATERIAL SURVEY HAS BEEN CONDUCTED IDENTIFYING ALL HAZARDOUS MATERIAL FOUND IN SOW AREAS. GC TO VERIFY QUANTITIES AND LOCATIONS OF ALL HAZARDOUS MATERIALS FOUND TO BE REMOVED PRIOR TO DEMOLITION. REMOVAL TO BE IN ACCORDANCE WITH ANY REGULATORY PLANS OR APPROVALS IN STATE OF WEST VIRGINIA. APPROXIMATE LINEAR LENGTH OF DUCTWORK TO BE REMOVED: 7500FT.
- J. REVIEW THIS DRAWING IN CONJUNCTION WITH SHEETS GI401 & GI403 AND CORRESPONDING ARCHITECTURAL, FIRE PROTECTION, PLUMBING, MECHANICAL, ELECTRICAL, AND FOODSERVICE DEMOLITION AND NEW WORK DRAWINGS FOR A FULL SCOPE OF PROJECT CONSTRUCTION PHASING. THIS INFORMATION IS SUGGESTED. CONTRACTOR IS ULTIMATELY RESPONSIBLE FOR ALL PHASED CONSTRUCTION PLANNING, SEQUENCING, MEANS, METHODS, PROCEDURES, COORDINATION AND PERFORMANCE OF THE WORK.

MECHANICAL DEMOLITION KEY NOTES

- 1. REMOVE SUPPLY, RETURN, AND EXHAUST DUCTWORK AS SHOWN WITH ALL ASSOCIATED DIFFUSERS AND GRILLES. (TYP.)
- 2. REMOVE EXHAUST HOOD AND ASSOCIATED DUCTWORK AS SHOWN. PREPARE STAINLESS STEEL DUCTWORK FOR RECONNECTION.
- 3. DUCTWORK UP TO INTERSTITIAL. REFER TO MHD200.2 FOR CONTINUATION.

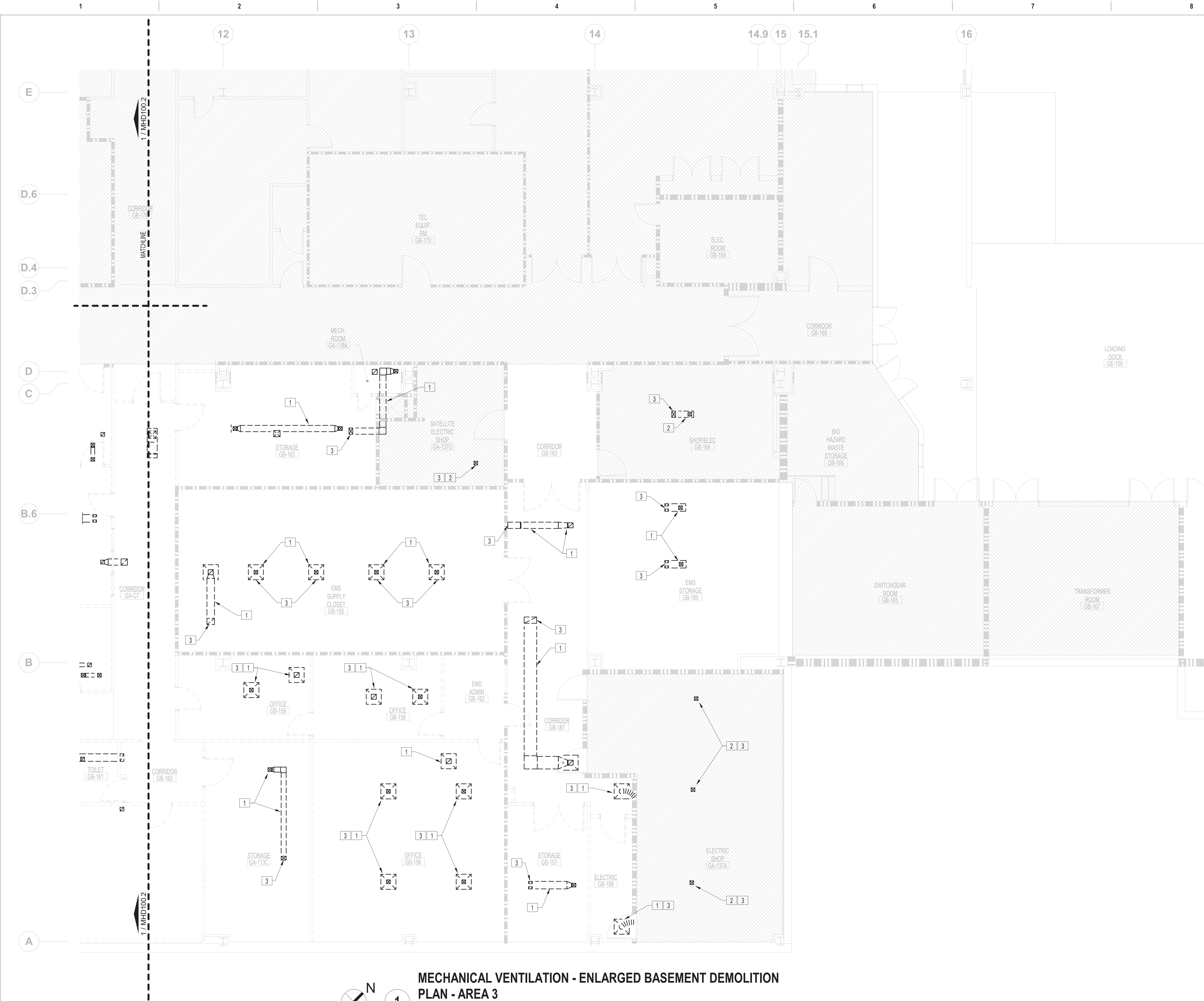


BASEMENT KEY PLAN - AREA 2

NOT TO SCALE

VA CONTRACT NO: 36C24519C0171

CONSULTANT		ARCHITECT/ENGINEER OF RECORD		STAMP		Office of Construction and Facilities Management		Drawing Title MECHANICAL VENTILATION - ENLARGED BASEMENT DEMOLITION PLAN - AREA 2		Phase BID DOCUMENTS SUBMITTAL		Project Title RENOVATE/UPGRADE NUTRITION & FOOD SERVICE KITCHEN		Project Number 613-19-103	
100% CONSTRUCTION DOCUMENTS SUBMISSION		700 Nicholas Blvd, Suite 300 Elk Grove Village, IL 60007 T: 847.952.9362 F: 847.952.9403 www.bancroft-ae.com		Approved: Project Director		Fully Sprinklered		Location MARTINSBURG VA MEDICAL CENTER		Issue Date 11/24/2021		Checked RAH		Drawing Number MHD100.2	
30% SCHEMATIC DESIGN DEVELOPMENT		BANCROFT ARCHITECTS + ENGINEERS		Office of Veterans Affairs		Drawing Number MHD100.2		Date 05/24/2020		Drawn RRR					



MECHANICAL VENTILATION - ENLARGED BASEMENT DEMOLITION
PLAN - AREA 3
3/16" = 1'-0"

FIRE BARRIER LEGEND

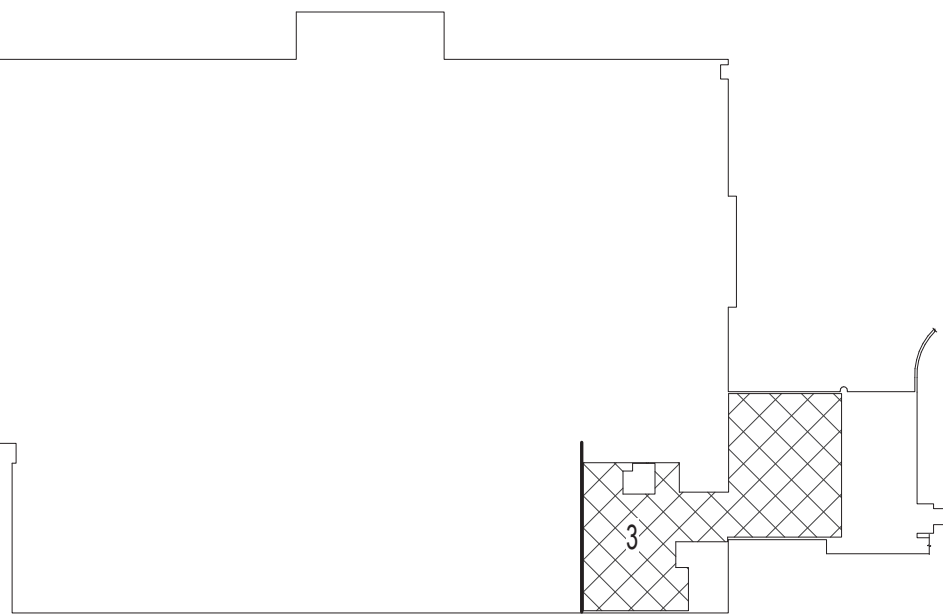
- 1 HOUR FIRE & SMOKE SEPARATION
2 HOUR FIRE & SMOKE SEPARATION

GENERAL MECHANICAL DEMOLITION NOTES

- A. CONTRACTOR IS RESPONSIBLE FOR ALL MODIFICATIONS TO THE EXISTING DUCTWORK NECESSARY TO PERMIT THE INSTALLATION OF NEW WORK.
- B. PROVIDE TEMPORARY CONNECTIONS TO MAINTAIN EXISTING SYSTEM IN SERVICE DURING CONSTRUCTION.
- C. REMOVE, RELOCATE, AND EXTEND EXISTING INSTALLATIONS TO ACCOMMODATE NEW CONSTRUCTION.
- D. CONTRACTOR TO COORDINATE WITH VA/COR FOR ALL MECHANICAL SERVICE OUTAGES.
- E. REMOVE UNUSED SECTIONS OF SUPPLY AND RETURN AIR DUCTWORK BACK TO MAINS. PATCH OPENING WITH SHEET METAL AND SEAL AIRTIGHT. PATCH EXISTING INSULATION TO MATCH EXISTING. WHERE EXISTING DUCTWORK IS TO BE CAPPED AND REUSED, LOCATE THE END CAP WITHIN 6" OF THE LAST BRANCH. END CAPS SHALL BE 3" PRESSURE CLASS AND SEAL CLASS "A".
- F. CONTRACTOR SHALL BE RESPONSIBLE FOR ANY DAMAGE TO FINISHES OR COMPONENTS NOT SCHEDULED FOR DEMOLITION. DAMAGED ITEMS SHALL BE REPLACED OR REPAIRED TO MEET OR EXCEED FORMER CONDITIONS.
- G. REMOVE ALL ASSOCIATED CLAMPS, HANGERS, SUPPORTS, ETC. ASSOCIATED WITH DUCTWORK REMOVAL.
- H. EXISTING OPENINGS IN CONCRETE SLAB TO BE FILLED IN WITH CONCRETE TO MATCH EXISTING. SEE ARCHITECTURAL FOR DETAILS. CONTRACTOR SHALL VERIFY AND BE RESPONSIBLE FOR EXACT NUMBER OF OPENINGS REQUIRING FILL. APPROXIMATE NUMBER OF OPENINGS TO BE FILLED: 185
- I. PRIOR TO START OF DEMOLITION, GC SHALL ENSURE THAT A CURRENT VA PROVIDED HAZARDOUS MATERIAL SURVEY HAS BEEN CONDUCTED IDENTIFYING ALL HAZARDOUS MATERIAL FOUND IN SOW AREAS. GC TO VERIFY QUANTITIES AND LOCATIONS OF ALL HAZARDOUS MATERIALS FOUND TO BE REMOVED PRIOR TO DEMOLITION. REMOVAL TO BE IN ACCORDANCE WITH ANY REGULATORY PLANS OR APPROVALS IN STATE OF WEST VIRGINIA. APPROXIMATE LINEAR LENGTH OF DUCTWORK TO BE REMOVED: 7500FT.
- J. REVIEW THIS DRAWING IN CONJUNCTION WITH SHEETS GI401 & GI403 AND CORRESPONDING ARCHITECTURAL, FIRE PROTECTION, PLUMBING, MECHANICAL, ELECTRICAL, AND FOODSERVICE DEMOLITION AND NEW WORK DRAWINGS FOR A FULL SCOPE OF PROJECT CONSTRUCTION PHASING. THIS INFORMATION IS SUGGESTED. CONTRACTOR IS ULTIMATELY RESPONSIBLE FOR ALL PHASED CONSTRUCTION PLANNING, SEQUENCING, MEANS, METHODS, PROCEDURES, COORDINATION AND PERFORMANCE OF THE WORK.

MECHANICAL DEMOLITION KEY NOTES

1. REMOVE SUPPLY, RETURN, AND EXHAUST DUCTWORK AS SHOWN WITH ALL ASSOCIATED DIFFUSERS AND GRILLES. (TYP.)
2. EXISTING DIFFUSER TO REMAIN. PROTECT DURING CONSTRUCTION.
3. DUCTWORK UP TO INTERSTITIAL. REFER TO MHD203.3 FOR CONTINUATION.

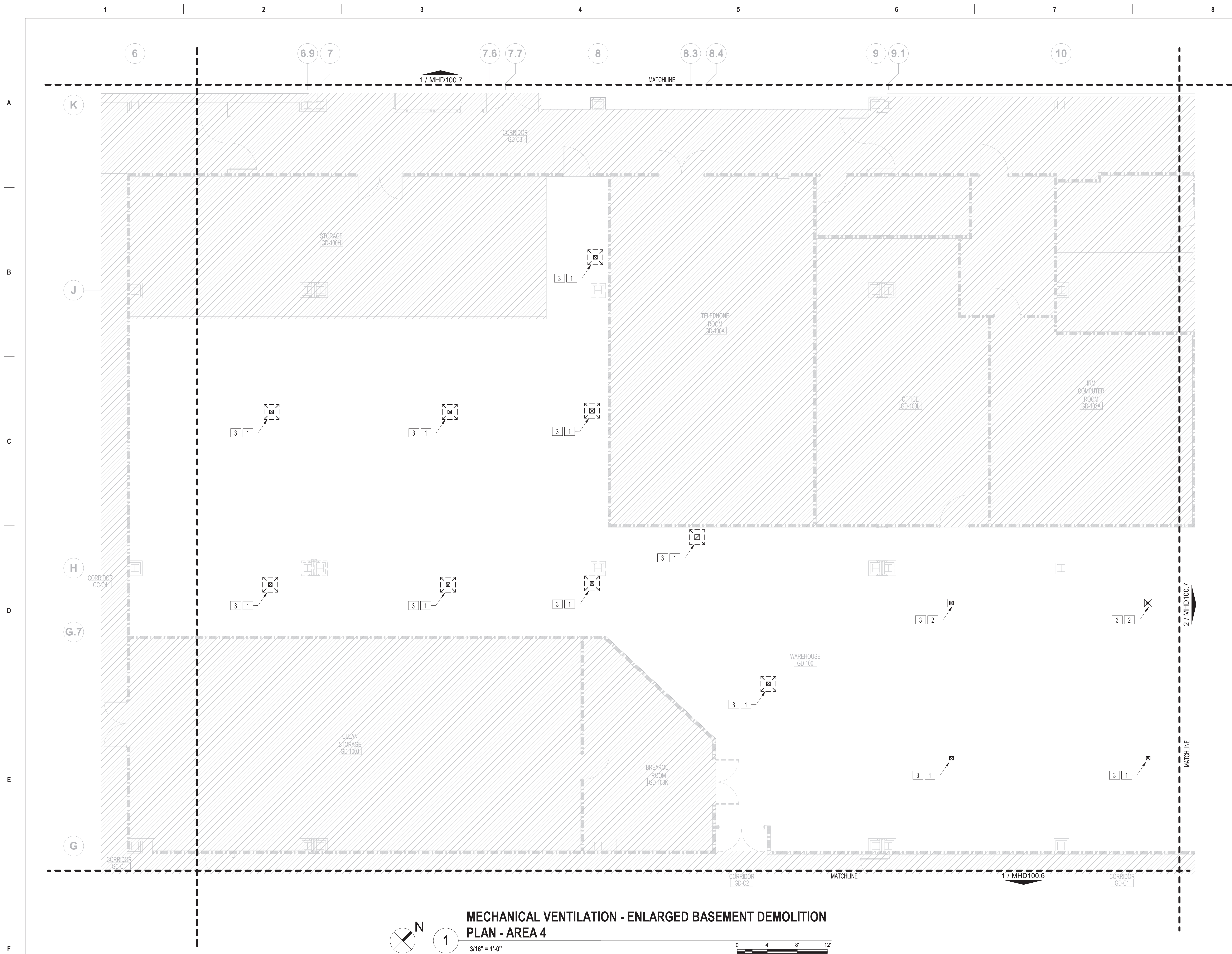




BASEMENT KEY PLAN - AREA 3

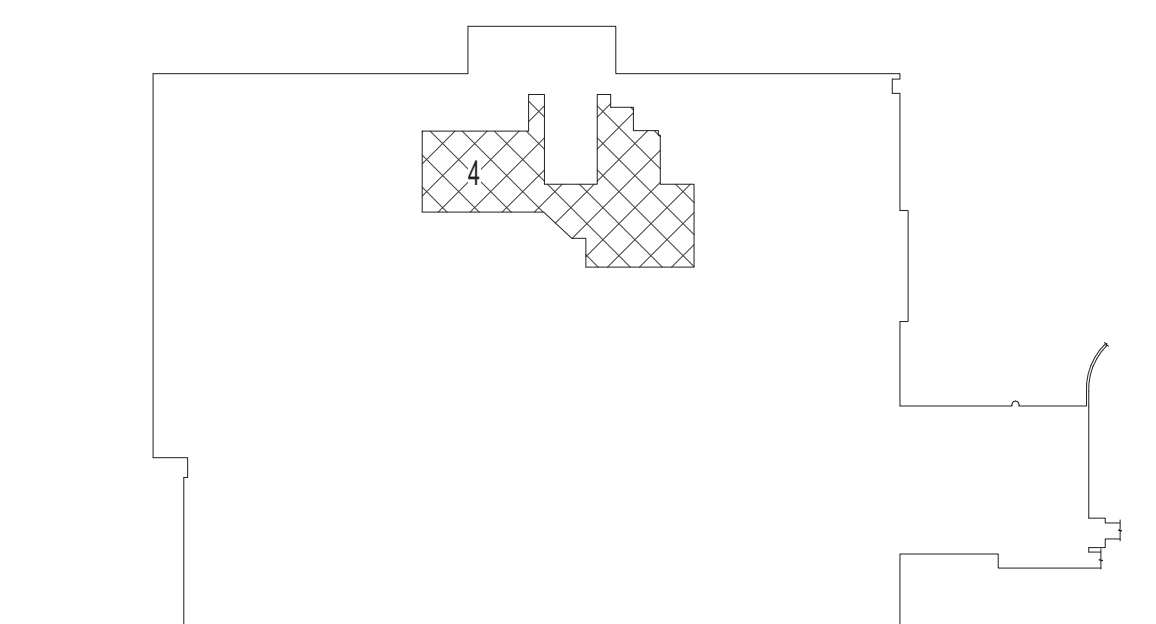
NOT TO SCALE

VA CONTRACT NO: 36C24519C0171

CONSULTANT		ARCHITECT/ENGINEER OF RECORD		STAMP		Office of Construction and Facilities Management		Drawing Title MECHANICAL VENTILATION - ENLARGED BASEMENT DEMOLITION PLAN - AREA 3		Phase BID DOCUMENTS SUBMITTAL		Project Title RENOVATE/UPGRADE NUTRITION & FOOD SERVICE KITCHEN		Project Number 613-19-103	
100% CONSTRUCTION DOCUMENTS SUBMISSION		ARCHITECT/ENGINEER OF RECORD		STAMP		Office of Construction and Facilities Management		Approved: Project Director		FULLY SPRINKLERED		Location MARTINSBURG VA MEDICAL CENTER		Building Number 500	
95% CONSTRUCTION DOCUMENTS SUBMISSION		ARCHITECT/ENGINEER OF RECORD		STAMP		Office of Construction and Facilities Management						Issue Date 11/24/2021		Drawing Number MHD100.3	
60% DESIGN DEVELOPMENT		ARCHITECT/ENGINEER OF RECORD		STAMP		Office of Construction and Facilities Management						Checked RAH			
30% SCHEMATIC DESIGN DEVELOPMENT		ARCHITECT/ENGINEER OF RECORD		STAMP		Office of Construction and Facilities Management						Drawn RRR			
Revisions:		ARCHITECT/ENGINEER OF RECORD		STAMP		Office of Construction and Facilities Management									
11/24/2021		ARCHITECT/ENGINEER OF RECORD		STAMP		Office of Construction and Facilities Management									
07/23/2021		ARCHITECT/ENGINEER OF RECORD		STAMP		Office of Construction and Facilities Management									
02/12/2021		ARCHITECT/ENGINEER OF RECORD		STAMP		Office of Construction and Facilities Management									
09/11/2020		ARCHITECT/ENGINEER OF RECORD		STAMP		Office of Construction and Facilities Management									
05/24/2020		ARCHITECT/ENGINEER OF RECORD		STAMP		Office of Construction and Facilities Management									
Date:		ARCHITECT/ENGINEER OF RECORD		STAMP		Office of Construction and Facilities Management									



	1 HOUR FIRE & SMOKE SEPARATION
	2 HOUR FIRE & SMOKE SEPARATION
<h2 style="margin: 0;">GENERAL MECHANICAL DEMOLITION NOTES</h2>	
<ol style="list-style-type: none"> A. CONTRACTOR IS RESPONSIBLE FOR ALL MODIFICATIONS TO THE EXISTING DUCTWORK NECESSARY TO PERMIT THE INSTALLATION OF NEW WORK. B. PROVIDE TEMPORARY CONNECTIONS TO MAINTAIN EXISTING SYSTEM IN SERVICE DURING CONSTRUCTION. C. REMOVE, RELOCATE, AND EXTEND EXISTING INSTALLATIONS TO ACCOMMODATE NEW CONSTRUCTION. D. CONTRACTOR TO COORDINATE WITH VA/COR FOR ALL MECHANICAL SERVICE OUTAGES. E. REMOVE UNSET SECTIONS OF SUPPLY AND RETURN AIR DUCTWORK BACK TO MAINS. PATCH OPENING WITH SHEET METAL AND SEAL AIRTIGHT. PATCH EXISTING INSULATION TO MATCH EXISTING. WHERE EXISTING DUCTWORK IS TO BE CAPPED AND RELOCATED, LEASE THE END CAP WITHIN 6" OF THE LAST BRANCH. END CAPS SHALL BE 3" PRESSURE CLASS AND SEAL CLASS "A". F. CONTRACTOR SHALL BE RESPONSIBLE FOR ANY DAMAGE TO FINISHES OR COMPONENTS NOT SCHEDULED FOR DEMOLITION. DAMAGED ITEMS SHALL BE REPLACED OR REPAIRED TO MEET OR EXCEED FORMER CONDITIONS. G. REMOVE ALL ASSOCIATED CLAMPS, HANGERS, SUPPORTS, ETC. ASSOCIATED WITH DUCTWORK REMOVAL. H. EXISTING OPENINGS IN CONCRETE SLAB TO BE FILLED IN WITH CONCRETE TO MATCH EXISTING. SEE ARCHITECTURAL FOR DETAILS. CONTRACTOR SHALL VERIFY AND BE RESPONSIBLE FOR EXACT NUMBER OF OPENINGS REQUIRING FILL. APPROXIMATE NUMBER OF OPENINGS TO BE FILLED: 185 I. PRIOR TO START OF DEMOLITION GC SHALL ENSURE THAT A CURRENT VA PROVIDED HAZARDOUS MATERIAL SURVEY HAS BEEN CONDUCTED IDENTIFYING ALL HAZARDOUS MATERIAL FOUND IN SOW AREAS. GC TO VERIFY QUANTITIES AND LOCATIONS OF ALL HAZARDOUS MATERIALS FOUND TO BE REMOVED PRIOR TO DEMOLITION. REMOVAL TO BE IN ACCORDANCE WITH ANY REGULATORY PLANS OR APPROVALS IN STATE OF WEST VIRGINIA. APPROXIMATE LINEAR LENGTH OF DUCTWORK TO BE REMOVED: 7500FT. J. REVIEW THIS DRAWING IN CONFORMANCE WITH SHEETS G1401 & G1403 AND CORRESPONDING ARCHITECTURAL, FIRE PROTECTION, PLUMBING, MECHANICAL, ELECTRICAL, AND FOODSERVICE DEMOLITION AND NEW WORK DRAWINGS FOR A FULL SCOPE OF PROJECT CONSTRUCTION PHASING. THIS INFORMATION IS SUGGESTED. CONTRACTOR IS ULTIMATELY RESPONSIBLE FOR ALL PHASED CONSTRUCTION PLANNING, SEQUENCING, MEANS, METHODS, PROCEDURES, COORDINATION AND PERFORMANCE OF THE WORK. 	
<div style="display: flex; align-items: center; justify-content: center; gap: 20px;"> <div style="border: 1px solid black; padding: 2px 5px;">X</div> <h2 style="margin: 0;">MECHANICAL DEMOLITION KEY NOTES</h2> </div>	
<ol style="list-style-type: none"> 1. REMOVE SUPPLY, RETURN, AND EXHAUST DUCTWORK AS SHOWN WITH ALL ASSOCIATED DIFFUSERS AND GRILLES. 2. EXISTING DIFFUSER TO REMAIN. PROTECT DURING CONSTRUCTION. 3. DUCTWORK UP TO INTERSTITIAL. REFER TO MHD200.4 FOR CONTINUATION. 	



BASEMENT KEY PLAN - AREA 4

NOT TO
SCALE


VA CONTRACT NO: 36C24519C0171

Project Title			Project Number
RENOVATE/UPGRADE NUTRITION & FOOD SERVICE KITCHEN			613-19-103
Location			Building Number
MARTINSBURG VA MEDICAL CENTER			500
Drawing Number			
Issue Date	Checked	Drawn	MHD100.4
11/24/2021	RAH	RRR	

BID DOCUMENTS SUBMITTAL	11/24/2021
100% CONSTRUCTION DOCUMENTS SUBMISSION	07/23/2021
95% CONSTRUCTION DOCUMENTS SUBMISSION	02/12/2021
60% DESIGN DEVELOPMENT	09/11/2020
30% SCHEMATIC DESIGN DEVELOPMENT	05/24/2020
Revisions:	Date:

CONSULTANT	

ARCHITECT/ENGINEER OF RECORD

 *Bancroft*

BANCROFT ARCHITECTS + ENGINEERS

700 Nicholas Blvd., Suite 300
Elk Grove Village, IL 60007
T: 847.952.9362 F: 847.952.9403
www.bancroft-ae.com

STAMP	

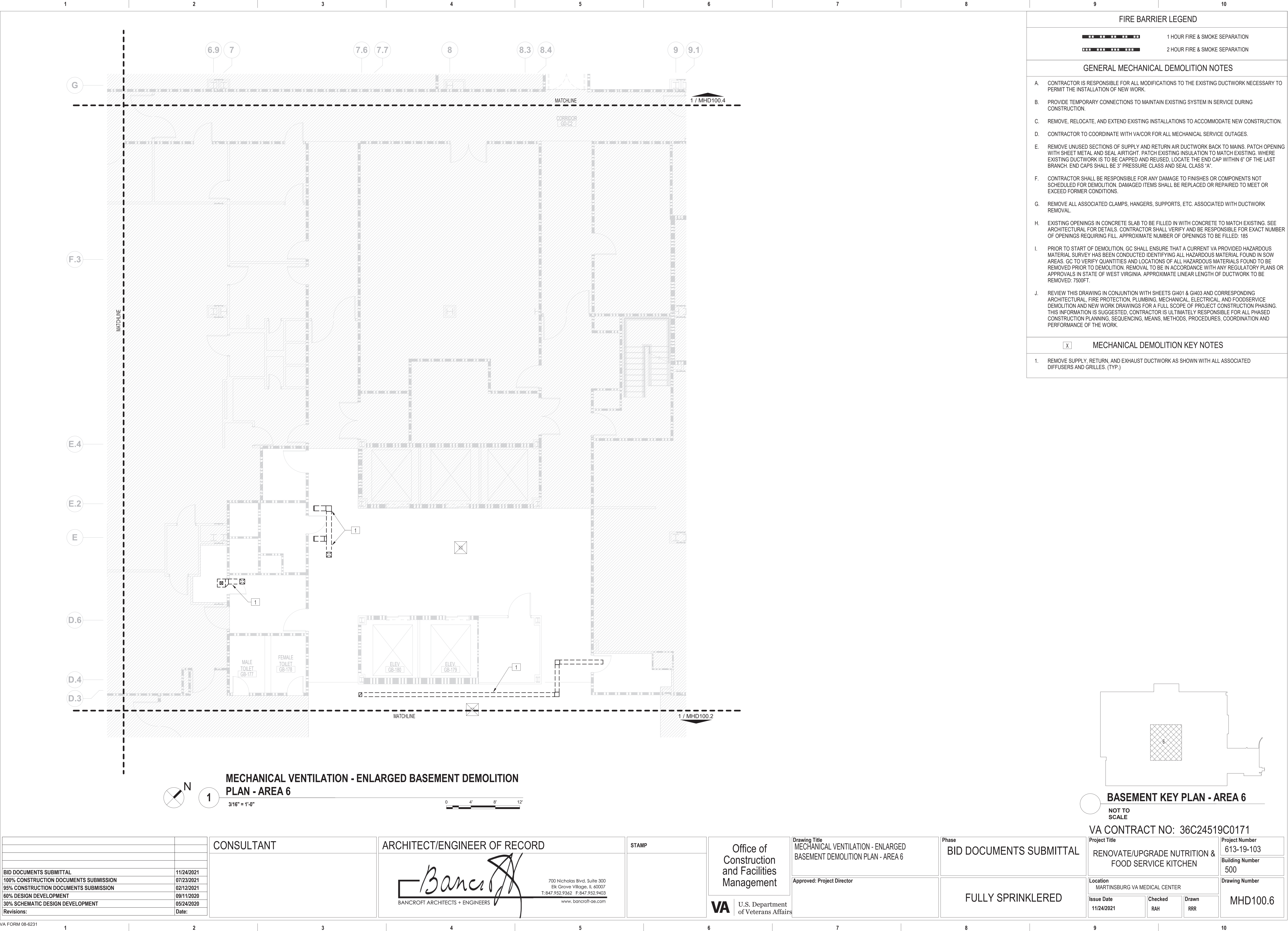
Office of
Construction
and Facilities
Management

VA U.S. Department
of Veterans Affairs

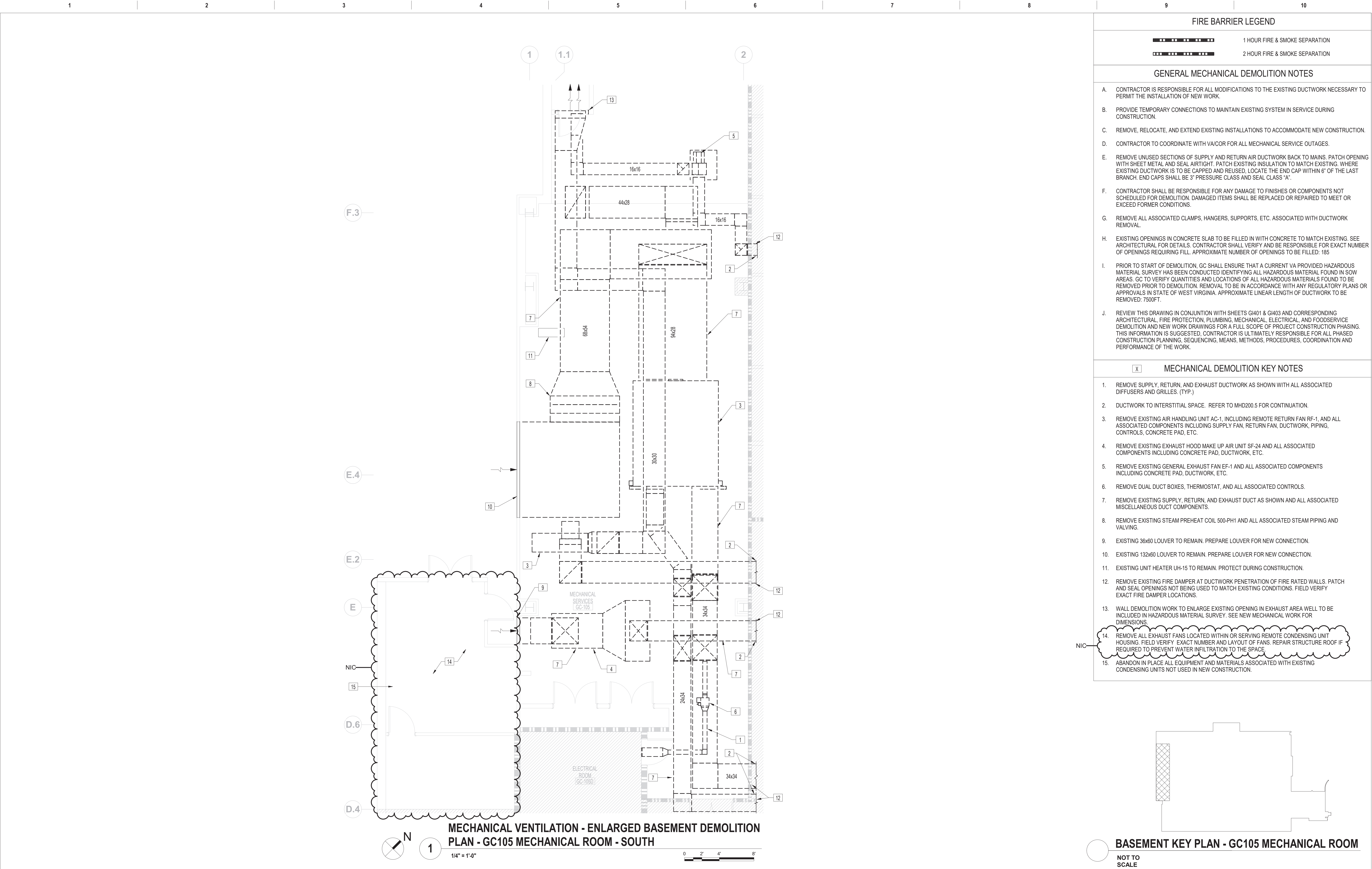
Drawing Title
MECHANICAL VENTILATION - ENLARGED
BASEMENT DEMOLITION PLAN - AREA 4



Approved: Project Director


Phase	BID DOCUMENTS SUBMITTAL
	FULLY SPRINKLERED















		CONSULTANT	ARCHITECT/ENGINEER OF RECORD		STAMP	Office of Construction and Facilities Management		Drawing Title MECHANICAL VENTILATION - ENLARGED BASEMENT DEMOLITION PLAN - GC105 MECHANICAL ROOM		Phase BID DOCUMENTS SUBMITTAL		Project Title RENOVATE/UPGRADE NUTRITION & FOOD SERVICE KITCHEN		Project Number 613-19-103					
														Building Number 500					
BID DOCUMENTS SUBMITTAL		11/24/2021	 BANCROFT ARCHITECTS + ENGINEERS			U.S. Department of Veterans Affairs		Approved: Project Director		FULLY SPRINKLERED		Location MARTINSBURG VA MEDICAL CENTER		Drawing Number MHD100.8					
100% CONSTRUCTION DOCUMENTS SUBMISSION		07/23/2021										Issue Date 11/24/2021		Checked RAH		Drawn RRR			
95% CONSTRUCTION DOCUMENTS SUBMISSION		02/12/2021																	
Revisions:		Date:																	



FIRE BARRIER LEGEND	
	1 HOUR FIRE & SMOKE SEPARATION
	2 HOUR FIRE & SMOKE SEPARATION
PHASING LEGEND	
	PHASE 1
	PHASE 2
	PHASE 3
	PHASE 4
	PHASE 5
GENERAL MECHANICAL DEMOLITION NOTES	
A.	CONTRACTOR IS RESPONSIBLE FOR ALL MODIFICATIONS TO THE EXISTING DUCTWORK NECESSARY TO PERMIT THE INSTALLATION OF NEW WORK.
B.	PROVIDE TEMPORARY CONNECTIONS TO MAINTAIN EXISTING SYSTEM IN SERVICE DURING CONSTRUCTION.
C.	REMOVE, RELOCATE, AND EXTEND EXISTING INSTALLATIONS TO ACCOMMODATE NEW CONSTRUCTION.
D.	CONTRACTOR TO COORDINATE WITH VA/COR FOR ALL MECHANICAL SERVICE OUTAGES.
E.	REMOVE UNUSED SECTIONS OF SUPPLY AND RETURN AIR DUCTWORK BACK TO MAINS. PATCH OPENING WITH SHEET METAL AND SEAL AIRTIGHT. PATCH EXISTING INSULATION TO MATCH EXISTING. WHERE EXISTING DUCTWORK IS TO BE CAPPED AND REUSED, LOCATE THE END CAP WITHIN 6" OF THE LAST BRANCH. END CAPS SHALL BE 3" PRESSURE CLASS AND SEAL CLASS "A".
F.	CONTRACTOR SHALL BE RESPONSIBLE FOR ANY DAMAGE TO FINISHES OR COMPONENTS NOT SCHEDULED FOR DEMOLITION. DAMAGED ITEMS SHALL BE REPLACED OR REPAIRED TO MEET OR EXCEED FORMER CONDITIONS.
G.	REMOVE ALL ASSOCIATED CLAMPS, HANGERS, SUPPORTS, ETC. ASSOCIATED WITH DUCTWORK REMOVAL.
H.	EXISTING OPENINGS IN CONCRETE SLAB TO BE FILLED IN WITH CONCRETE TO MATCH EXISTING. SEE ARCHITECTURAL FOR DETAILS. CONTRACTOR SHALL VERIFY AND BE RESPONSIBLE FOR EXACT NUMBER OF OPENINGS REQUIRING FILL. APPROXIMATE NUMBER OF OPENINGS TO BE FILLED: 185
I.	PRIOR TO START OF DEMOLITION, GC SHALL ENSURE THAT A CURRENT VA PROVIDED HAZARDOUS MATERIAL SURVEY HAS BEEN CONDUCTED IDENTIFYING ALL HAZARDOUS MATERIAL FOUND IN SOW AREAS. GC TO VERIFY QUANTITIES AND LOCATIONS OF ALL HAZARDOUS MATERIALS FOUND TO BE REMOVED PRIOR TO DEMOLITION. REMOVAL TO BE IN ACCORDANCE WITH ANY REGULATORY PLANS OR APPROVALS IN STATE OF WEST VIRGINIA. APPROXIMATE LINEAR LENGTH OF DUCTWORK TO BE REMOVED: 7500FT.
J.	REVIEW THIS DRAWING IN CONJUNCTION WITH SHEETS G1401 & G1403 AND CORRESPONDING ARCHITECTURAL, FIRE PROTECTION, PLUMBING, MECHANICAL, ELECTRICAL, AND FOODSERVICE DEMOLITION AND NEW WORK DRAWINGS FOR A FULL SCOPE OF PROJECT CONSTRUCTION PHASING. THIS INFORMATION IS SUGGESTED. CONTRACTOR IS ULTIMATELY RESPONSIBLE FOR ALL PHASED CONSTRUCTION PLANNING, SEQUENCING, MEANS, METHODS, PROCEDURES, COORDINATION AND PERFORMANCE OF THE WORK.
<div>X</div>	MECHANICAL DEMOLITION KEY NOTES
1.	REMOVE EXHAUST FAN ALONG WITH ASSOCIATED COMPONENTS INCLUDING CONTROLS, WIRING, AND RAILS. PREPARE ROOF FOR NEW EXHAUST FAN.
2.	REMOVE EXHAUST FAN ALONG WITH ASSOCIATED COMPONENTS INCLUDING CONTROLS, WIRING, AND RAILS.
3.	REMOVE DUCTWORK BACK TO VERTICAL DUCTWORK RISER.
4.	REMOVE EXHAUST DUCTWORK AS SHOWN DOWN TO ROOF LEVEL. PATCH AND SEAL ROOF OPENING TO MEET EXISTING CONDITIONS.
5.	REMOVE EXHAUST DUCTWORK DOWN TO LOWER ROOF LEVEL. PREPARE EXHAUST DUCT FOR NEW CONNECTION.
6.	PREPARE EXHAUST FAN MOTOR FOR NEW VFD. COORDINATE WITH OTHER DISCIPLINE TO REBALANCE AND PROVIDE ALL NEEDED CONTROLS TO FACILITATE SCOPE OF WORK.

BID DOCUMENTS SUBMITTAL	11/24/2021
100% CONSTRUCTION DOCUMENTS SUBMISSION	07/23/2021
95% CONSTRUCTION DOCUMENTS SUBMISSION	02/12/2021
60% DESIGN DEVELOPMENT	09/11/2020
30% SCHEMATIC DESIGN DEVELOPMENT	05/24/2020
Revisions:	Date:

CONSULTANT

ARCHITECT/ENGINEER OF RECORD
 BANCROFT ARCHITECTS + ENGINEERS 700 Nicholas Blvd. Suite 300 Elk Grove Village, IL 60007 T: 847.952.9362 F: 847.952.9403 www.bancroft-ae.com

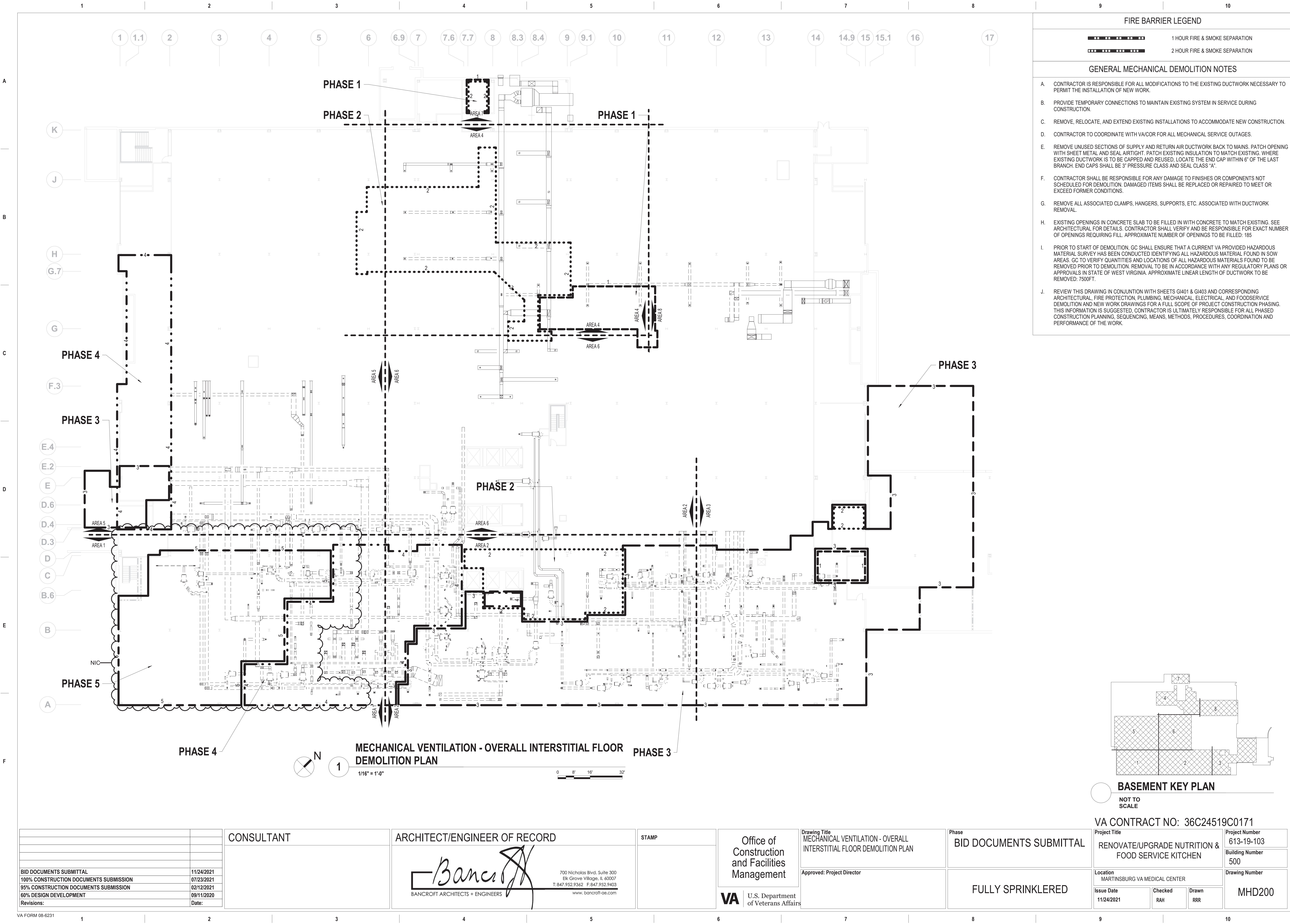
STAMP

Office of Construction and Facilities Management VA U.S. Department of Veterans Affairs
--

Drawing Title MECHANICAL VENTILATION - OVERALL ROOF DEMOLITION PLAN
Approved: Project Director

Phase BID DOCUMENTS SUBMITTAL
FULLY SPRINKLERED

VA CONTRACT NO: 36C24519C0171			
Project Title RENOVATE/UPGRADE NUTRITION & FOOD SERVICE KITCHEN		Project Number 613-19-103	
Location MARTINSBURG VA MEDICAL CENTER		Building Number 500	
Issue Date 11/24/2021	Checked RAH	Drawn RRR	Drawing Number MHD101

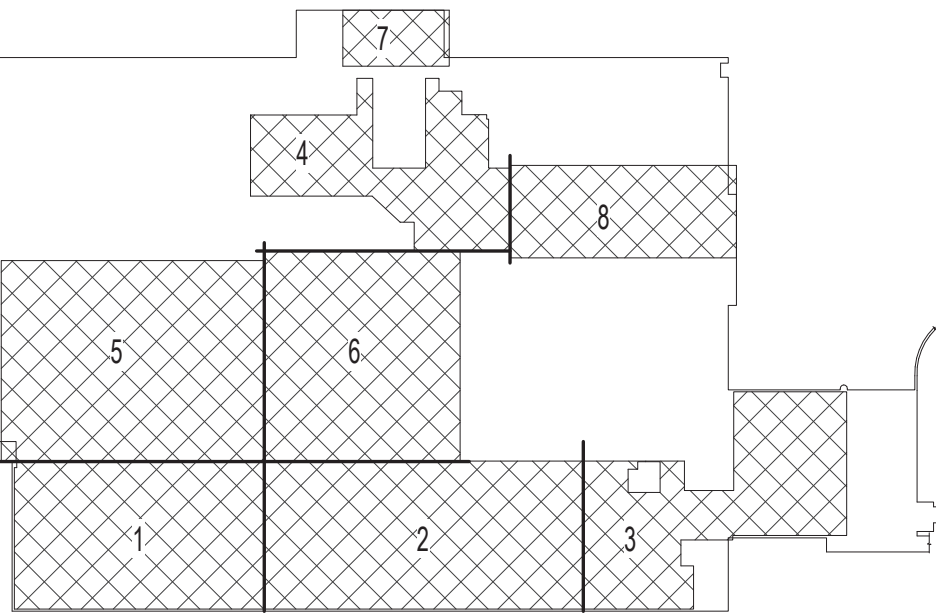


FIRE BARRIER LEGEND

- 1 HOUR FIRE & SMOKE SEPARATION
- 2 HOUR FIRE & SMOKE SEPARATION

GENERAL MECHANICAL DEMOLITION NOTES

- A. CONTRACTOR IS RESPONSIBLE FOR ALL MODIFICATIONS TO THE EXISTING DUCTWORK NECESSARY TO PERMIT THE INSTALLATION OF NEW WORK.
- B. PROVIDE TEMPORARY CONNECTIONS TO MAINTAIN EXISTING SYSTEM IN SERVICE DURING CONSTRUCTION.
- C. REMOVE, RELOCATE, AND EXTEND EXISTING INSTALLATIONS TO ACCOMMODATE NEW CONSTRUCTION.
- D. CONTRACTOR TO COORDINATE WITH VA/COR FOR ALL MECHANICAL SERVICE OUTAGES.
- E. REMOVE UNUSED SECTIONS OF SUPPLY AND RETURN AIR DUCTWORK BACK TO MAINS. PATCH OPENING WITH SHEET METAL AND SEAL AIRTIGHT. PATCH EXISTING INSULATION TO MATCH EXISTING. WHERE EXISTING DUCTWORK IS TO BE CAPPED AND REUSED, LOCATE THE END CAP WITHIN 6" OF THE LAST BRANCH. END CAPS SHALL BE 3" PRESSURE CLASS AND SEAL CLASS "A".
- F. CONTRACTOR SHALL BE RESPONSIBLE FOR ANY DAMAGE TO FINISHES OR COMPONENTS NOT SCHEDULED FOR DEMOLITION. DAMAGED ITEMS SHALL BE REPLACED OR REPAIRED TO MEET OR EXCEED FORMER CONDITIONS.
- G. REMOVE ALL ASSOCIATED CLAMPS, HANGERS, SUPPORTS, ETC. ASSOCIATED WITH DUCTWORK REMOVAL.
- H. EXISTING OPENINGS IN CONCRETE SLAB TO BE FILLED IN WITH CONCRETE TO MATCH EXISTING. SEE ARCHITECTURAL FOR DETAILS. CONTRACTOR SHALL VERIFY AND BE RESPONSIBLE FOR EXACT NUMBER OF OPENINGS REQUIRING FILL. APPROXIMATE NUMBER OF OPENINGS TO BE FILLED: 185
- I. PRIOR TO START OF DEMOLITION, GC SHALL ENSURE THAT A CURRENT VA PROVIDED HAZARDOUS MATERIAL SURVEY HAS BEEN CONDUCTED IDENTIFYING ALL HAZARDOUS MATERIAL FOUND IN SOW AREAS. GC TO VERIFY QUANTITIES AND LOCATIONS OF ALL HAZARDOUS MATERIALS FOUND TO BE REMOVED PRIOR TO DEMOLITION. REMOVAL TO BE IN ACCORDANCE WITH ANY REGULATORY PLANS OR APPROVALS IN STATE OF WEST VIRGINIA. APPROXIMATE LINEAR LENGTH OF DUCTWORK TO BE REMOVED: 7500FT.
- J. REVIEW THIS DRAWING IN CONJUNCTION WITH SHEETS GI401 & GI403 AND CORRESPONDING ARCHITECTURAL, FIRE PROTECTION, PLUMBING, MECHANICAL, ELECTRICAL, AND FOODSERVICE DEMOLITION AND NEW WORK DRAWINGS FOR A FULL SCOPE OF PROJECT CONSTRUCTION PHASING. THIS INFORMATION IS SUGGESTED. CONTRACTOR IS ULTIMATELY RESPONSIBLE FOR ALL PHASED CONSTRUCTION PLANNING, SEQUENCING, MEANS, METHODS, PROCEDURES, COORDINATION AND PERFORMANCE OF THE WORK.

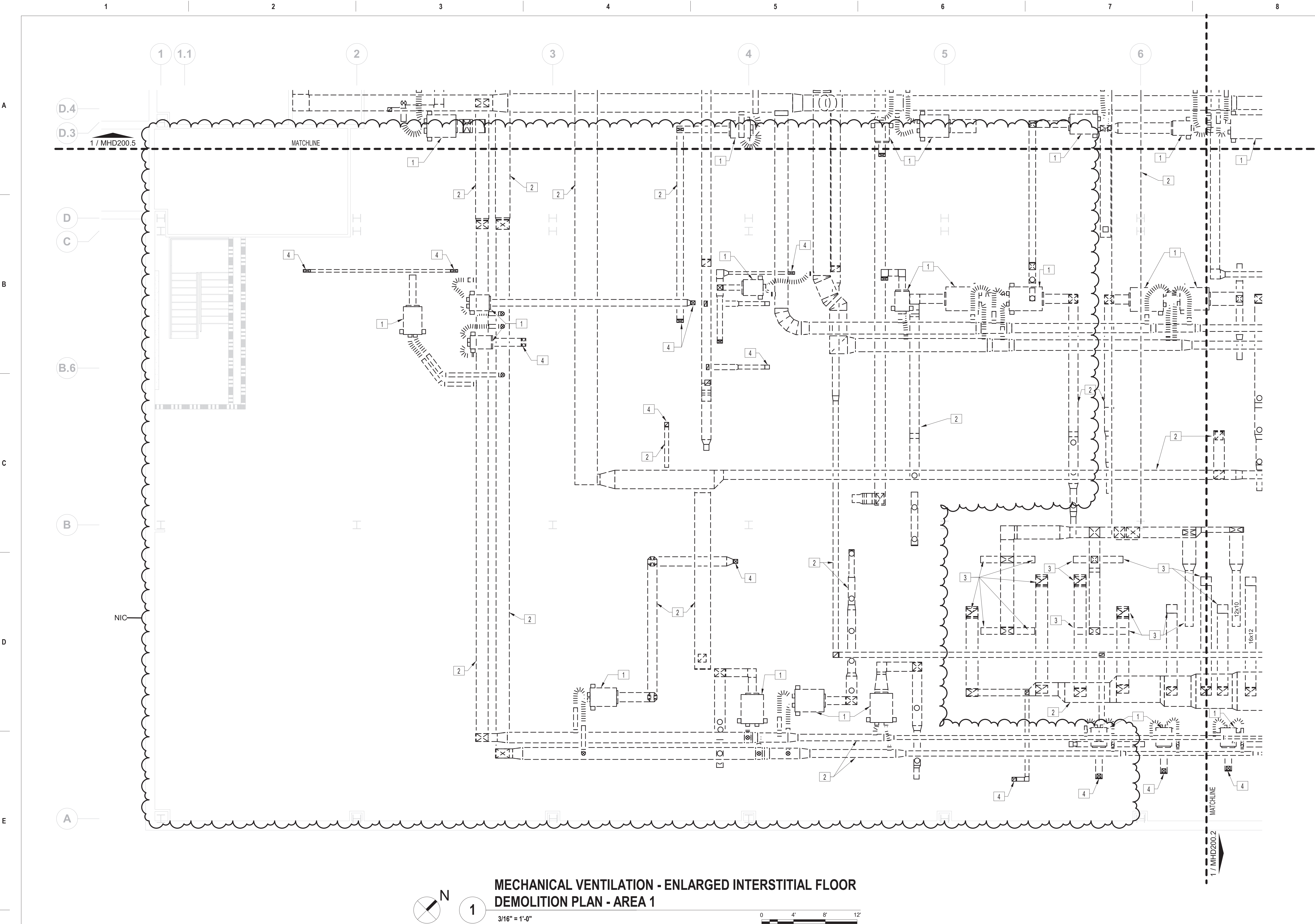




BASEMENT KEY PLAN

NOT TO SCALE

VA CONTRACT NO: 36C24519C0171

CONSULTANT		ARCHITECT/ENGINEER OF RECORD		STAMP		Office of Construction and Facilities Management		Drawing Title MECHANICAL VENTILATION - OVERALL INTERSTITIAL FLOOR DEMOLITION PLAN		Phase BID DOCUMENTS SUBMITTAL		Project Title RENOVATE/UPGRADE NUTRITION & FOOD SERVICE KITCHEN		Project Number 613-19-103	
BID DOCUMENTS SUBMITTAL		11/24/2021				700 Nicholas Blvd, Suite 300 Elk Grove Village, IL 60007 T: 847.952.9362 F: 847.952.9403 www.bancroft-ae.com		Approved: Project Director				Building Number 500		Drawing Number MHD200	
100% CONSTRUCTION DOCUMENTS SUBMISSION		07/23/2021										Location MARTINSBURG VA MEDICAL CENTER			
95% CONSTRUCTION DOCUMENTS SUBMISSION		02/12/2021										Issue Date 11/24/2021		Checked RAH	
60% DESIGN DEVELOPMENT		09/11/2020										Drawn RRR			
Revisions:		Date:													



FIRE BARRIER LEGEND		
	1 HOUR FIRE & SMOKE SEPARATION	
	2 HOUR FIRE & SMOKE SEPARATION	
GENERAL MECHANICAL DEMOLITION NOTES		
RESPONSIBLE FOR ALL MODIFICATIONS TO THE EXISTING DUCTWORK NECESSARY TO INSTALLATION OF NEW WORK.		
TEMPORARY CONNECTIONS TO MAINTAIN EXISTING SYSTEM IN SERVICE DURING CONSTRUCTION.		
REMOVE, RELOCATE, AND EXTEND EXISTING INSTALLATIONS TO ACCOMMODATE NEW CONSTRUCTION.		
CONTRACTOR TO COORDINATE WITH VA/COR FOR ALL MECHANICAL SERVICE OUTAGES.		
REMOVE UNUSED SECTIONS OF SUPPLY AND RETURN AIR DUCTWORK BACK TO MAINS. PATCH OPENING WITH SHEET METAL AND SEAL AIRTIGHT. PATCH EXISTING INSULATION TO MATCH EXISTING. WHERE EXISTING DUCTWORK IS TO BE CAPPED AND REUSED, LOCATE THE END CAP WITHIN 6" OF THE LAST BRANCH. END CAPS SHALL BE 3" PRESSURE CLASS AND SEAL CLASS "A".		
CONTRACTOR SHALL BE RESPONSIBLE FOR ANY DAMAGE TO FINISHES OR COMPONENTS NOT SCHEDULED FOR DEMOLITION. DAMAGED ITEMS SHALL BE REPLACED OR REPAIRED TO MEET OR EXCEED FORMER CONDITIONS.		
REMOVE ALL ASSOCIATED CLAMPS, HANGERS, SUPPORTS, ETC. ASSOCIATED WITH DUCTWORK REMOVAL.		
EXISTING OPENINGS IN CONCRETE SLAB TO BE FILLED IN WITH CONCRETE TO MATCH EXISTING. SEE ARCHITECTURAL FOR DETAILS. CONTRACTOR SHALL VERIFY AND BE RESPONSIBLE FOR EXACT NUMBER OF OPENINGS REQUIRING FILL. APPROXIMATE NUMBER OF OPENINGS TO BE FILLED: 185		
PRIOR TO START OF DEMOLITION, GC SHALL ENSURE THAT A CURRENT VA PROVIDED HAZARDOUS MATERIAL SURVEY HAS BEEN CONDUCTED IDENTIFYING ALL HAZARDOUS MATERIAL FOUND IN SOW AREAS. GC TO VERIFY QUANTITIES AND LOCATIONS OF ALL HAZARDOUS MATERIALS FOUND TO BE REMOVED PRIOR TO DEMOLITION. REMOVAL TO BE IN ACCORDANCE WITH ANY REGULATORY PLANS OR APPROVALS IN STATE OF WEST VIRGINIA. APPROXIMATE LINEAR LENGTH OF DUCTWORK TO BE REMOVED: 7500FT.		
REVIEW THIS DRAWING IN CONJUNCTION WITH SHEETS G401 & G403 AND CORRESPONDING ARCHITECTURAL, FIRE PROTECTION, PLUMBING, MECHANICAL, ELECTRICAL, AND FOODSERVICE DEMOLITION AND NEW WORK DRAWINGS FOR A FULL SCOPE OF PROJECT CONSTRUCTION PHASING. THIS INFORMATION IS SUGGESTED. CONTRACTOR IS ULTIMATELY RESPONSIBLE FOR ALL PHASED CONSTRUCTION PLANNING, SEQUENCING, MEANS, METHODS, PROCEDURES, COORDINATION AND PERFORMANCE OF THE WORK.		
MECHANICAL DEMOLITION KEY NOTES		
REMOVE DUAL DUCT BOXES, THERMOSTAT, AND ALL ASSOCIATED CONTROLS.		
REMOVE SUPPLY, RETURN, AND EXHAUST DUCTWORK AS SHOWN WITH ALL ASSOCIATED DIFFUSERS AND GRILLES (TYP.). CAP AT MAIN WHEN APPLICABLE.		
REMOVE EXHAUST HOOD AND ASSOCIATED DUCTWORK AS SHOWN. PREPARE STAINLESS STEEL DUCTWORK FOR RECONNECTION.		
DUCTWORK DOWN TO FLOOR BELOW. REFER TO MHD100.1 FOR CONTINUATION. (NOT ALL LOCATIONS TAGGED. COORDINATE IN FIELD.)		

BID DOCUMENTS SUBMITTAL	11/24/2021
100% CONSTRUCTION DOCUMENTS SUBMISSION	07/23/2021
95% CONSTRUCTION DOCUMENTS SUBMISSION	02/12/2021
60% DESIGN DEVELOPMENT	09/11/2020
Revisions:	Date:

CONSULTANT

ARCHITECT/ENGINEER OF RECORD
 BANCROFT ARCHITECTS + ENGINEERS 700 Nicholas Blvd, Suite 300 Elk Grove Village, IL 60007 T: 847.952.9362 F: 847.952.9403 www.bancroft-a-e.com

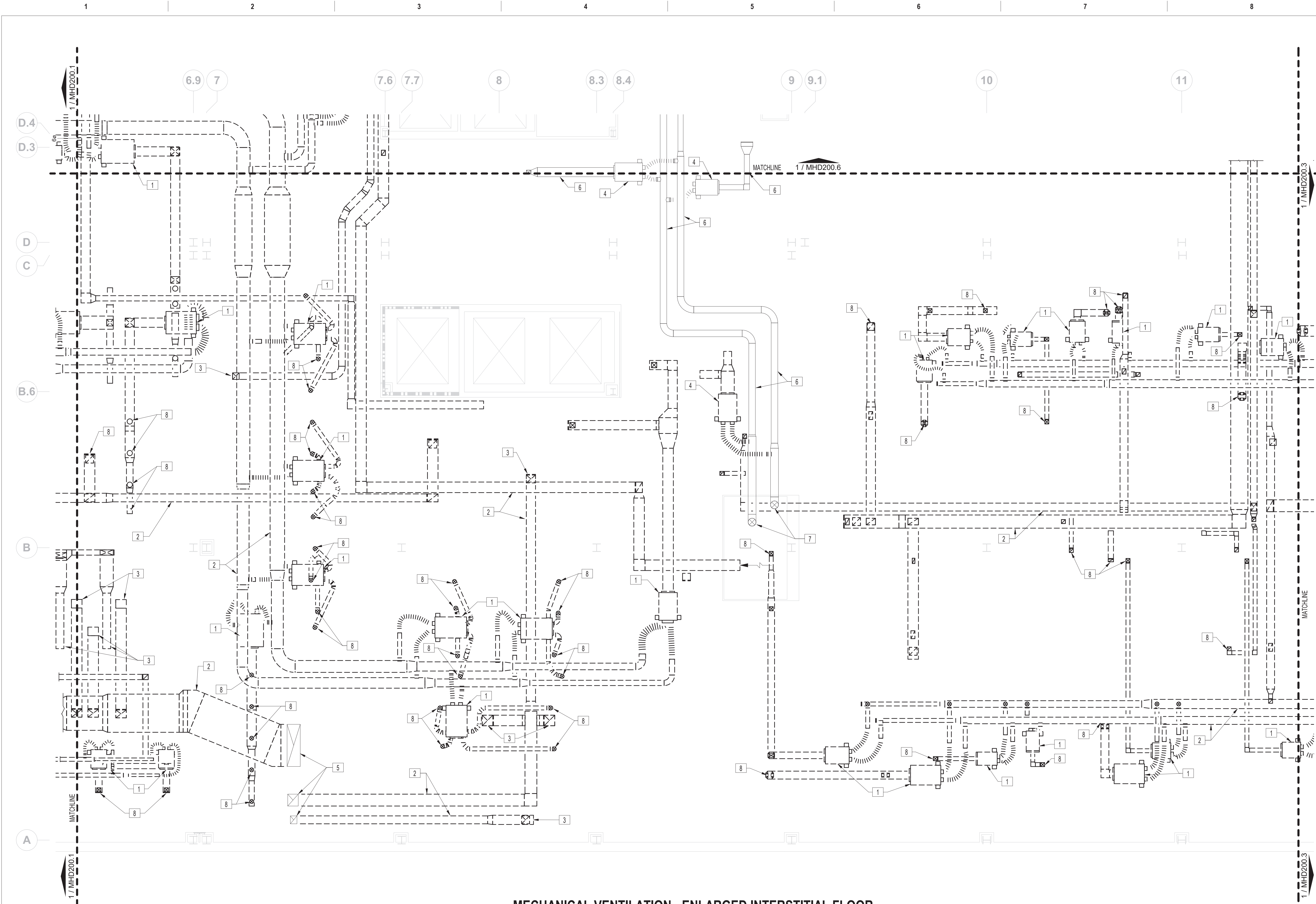
STAMP

Office of Construction and Facilities Management VA U.S. Department of Veterans Affairs
--

Drawing Title MECHANICAL VENTILATION - ENLARGED INTERSTITIAL FLOOR DEMOLITION PLAN - AREA 1
Approved: Project Director

Phase BID DOCUMENTS SUBMITTAL
FULLY SPRINKLERED

Project Title RENOVATE/UPGRADE NUTRITION & FOOD SERVICE KITCHEN	Project Number 613-19-103
Location MARTINSBURG VA MEDICAL CENTER	Building Number 500
Issue Date 11/24/2021	Checked RAH
Drawn RRR	Drawing Number MHD200.1



MECHANICAL VENTILATION - ENLARGED INTERSTITIAL FLOOR
DEMOLITION PLAN - AREA 2
3/16" = 1'-0"

FIRE BARRIER LEGEND

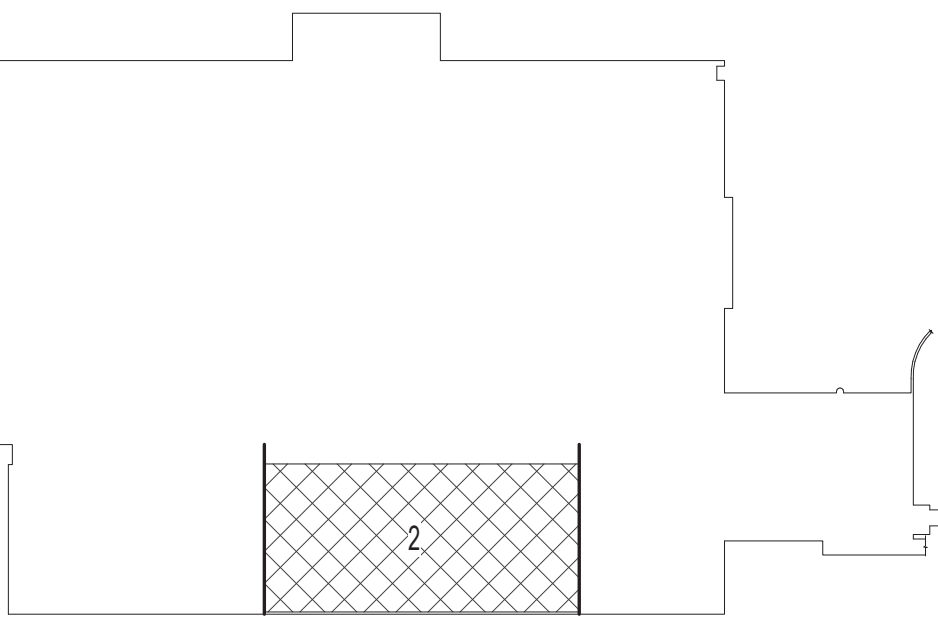
- 1 HOUR FIRE & SMOKE SEPARATION
2 HOUR FIRE & SMOKE SEPARATION

GENERAL MECHANICAL DEMOLITION NOTES

- A. CONTRACTOR IS RESPONSIBLE FOR ALL MODIFICATIONS TO THE EXISTING DUCTWORK NECESSARY TO PERMIT THE INSTALLATION OF NEW WORK.
- B. PROVIDE TEMPORARY CONNECTIONS TO MAINTAIN EXISTING SYSTEM IN SERVICE DURING CONSTRUCTION.
- C. REMOVE, RELOCATE, AND EXTEND EXISTING INSTALLATIONS TO ACCOMMODATE NEW CONSTRUCTION.
- D. CONTRACTOR TO COORDINATE WITH VA/COR FOR ALL MECHANICAL SERVICE OUTAGES.
- E. REMOVE UNUSED SECTIONS OF SUPPLY AND RETURN AIR DUCTWORK BACK TO MAINS. PATCH OPENING WITH SHEET METAL AND SEAL AIRTIGHT. PATCH EXISTING INSULATION TO MATCH EXISTING, WHERE EXISTING DUCTWORK IS TO BE CAPPED AND REUSED, LOCATE THE END CAP WITHIN 6" OF THE LAST BRANCH. END CAPS SHALL BE 3" PRESSURE CLASS AND SEAL CLASS "A".
- F. CONTRACTOR SHALL BE RESPONSIBLE FOR ANY DAMAGE TO FINISHES OR COMPONENTS NOT SCHEDULED FOR DEMOLITION. DAMAGED ITEMS SHALL BE REPLACED OR REPAIRED TO MEET OR EXCEED FORMER CONDITIONS.
- G. REMOVE ALL ASSOCIATED CLAMPS, HANGERS, SUPPORTS, ETC. ASSOCIATED WITH DUCTWORK REMOVAL.
- H. EXISTING OPENINGS IN CONCRETE SLAB TO BE FILLED IN WITH CONCRETE TO MATCH EXISTING. SEE ARCHITECTURAL FOR DETAILS. CONTRACTOR SHALL VERIFY AND BE RESPONSIBLE FOR EXACT NUMBER OF OPENINGS REQUIRING FILL. APPROXIMATE NUMBER OF OPENINGS TO BE FILLED: 185
- I. PRIOR TO START OF DEMOLITION, GC SHALL ENSURE THAT A CURRENT VA PROVIDED HAZARDOUS MATERIAL SURVEY HAS BEEN CONDUCTED IDENTIFYING ALL HAZARDOUS MATERIAL FOUND IN SOW AREAS. GC TO VERIFY QUANTITIES AND LOCATIONS OF ALL HAZARDOUS MATERIALS FOUND TO BE REMOVED PRIOR TO DEMOLITION. REMOVAL TO BE IN ACCORDANCE WITH ANY REGULATORY PLANS OR APPROVALS IN STATE OF WEST VIRGINIA. APPROXIMATE LINEAR LENGTH OF DUCTWORK TO BE REMOVED: 7500FT.
- J. REVIEW THIS DRAWING IN CONJUNCTION WITH SHEETS GI401 & GI403 AND CORRESPONDING ARCHITECTURAL, FIRE PROTECTION, PLUMBING, MECHANICAL, ELECTRICAL, AND FOODSERVICE DEMOLITION AND NEW WORK DRAWINGS FOR A FULL SCOPE OF PROJECT CONSTRUCTION PHASING. THIS INFORMATION IS SUGGESTED. CONTRACTOR IS ULTIMATELY RESPONSIBLE FOR ALL PHASED CONSTRUCTION PLANNING, SEQUENCING, MEANS, METHODS, PROCEDURES, COORDINATION AND PERFORMANCE OF THE WORK.

MECHANICAL DEMOLITION KEY NOTES

1. REMOVE DUAL DUCT BOXES, THERMOSTAT, AND ALL ASSOCIATED CONTROLS.
2. REMOVE SUPPLY, RETURN, AND EXHAUST DUCTWORK AS SHOWN WITH ALL ASSOCIATED DIFFUSERS AND GRILLES. (TYP.)
3. REMOVE EXHAUST HOOD AND ASSOCIATED DUCTWORK AS SHOWN. PREPARE STAINLESS STEEL DUCTWORK FOR RECONNECTION.
4. EXISTING DUAL DUCT BOX TO REMAIN.
5. EXISTING DUCTWORK RISER UP TO EXHAUST FANS ON ROOF TO REMAIN. PROTECT DURING CONSTRUCTION.
6. EXISTING DUCTWORK TO REMAIN. PROTECT DURING CONSTRUCTION.
7. EXISTING SUPPLY DUCTWORK UP TO UNKNOWN LOCATION. PROTECT DURING CONSTRUCTION.
8. DUCTWORK DOWN TO FLOOR BELOW. REFER TO MHD100.2 FOR CONTINUATION. (NOT ALL LOCATIONS TAGGED. COORDINATE IN FIELD.)

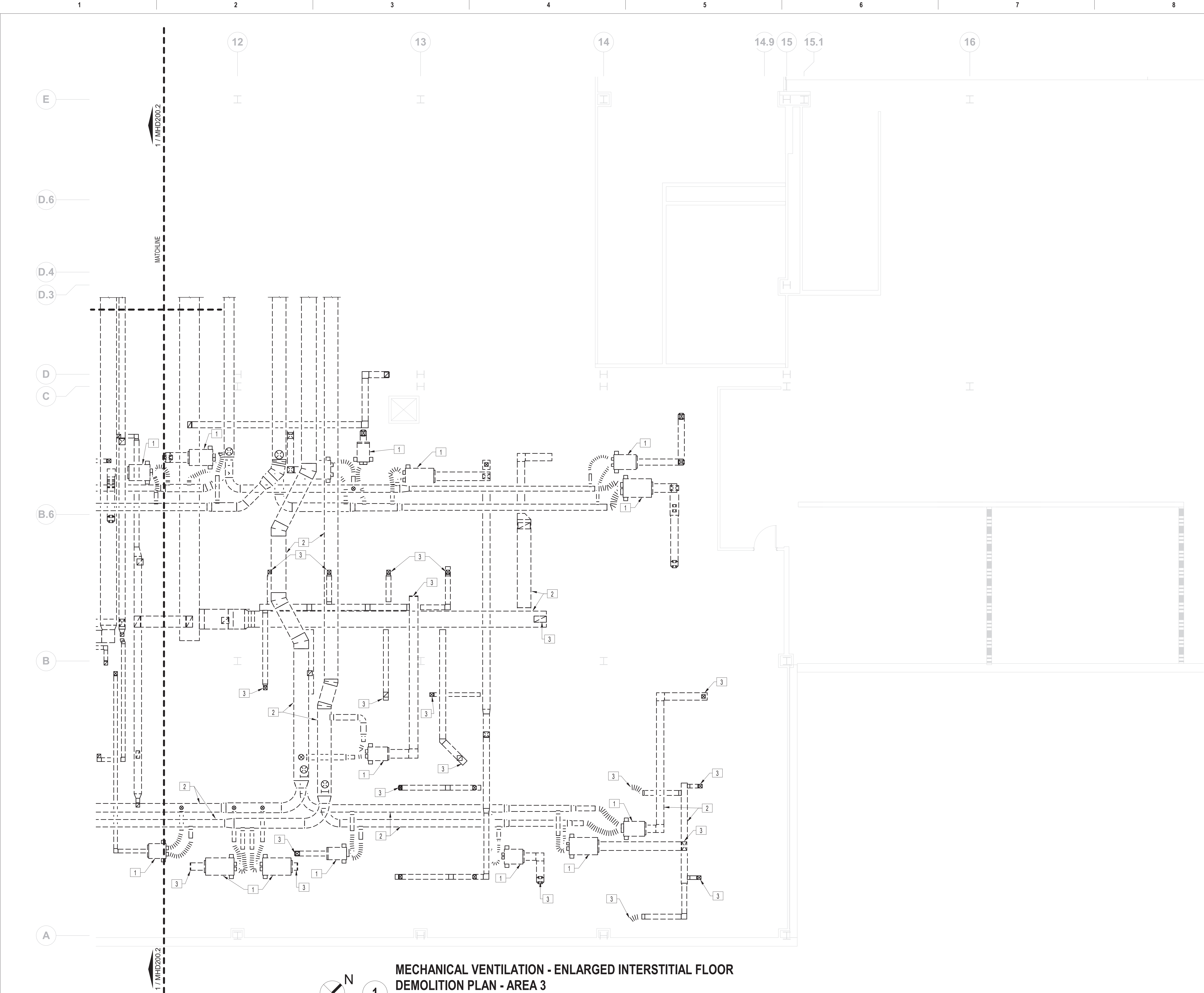


BASEMENT KEY PLAN - AREA 2

NOT TO SCALE

VA CONTRACT NO: 36C24519C0171

CONSULTANT		ARCHITECT/ENGINEER OF RECORD		STAMP		Office of Construction and Facilities Management		Drawing Title MECHANICAL VENTILATION - ENLARGED INTERSTITIAL FLOOR DEMOLITION PLAN - AREA 2		Phase BID DOCUMENTS SUBMITTAL		Project Title RENOVATE/UPGRADE NUTRITION & FOOD SERVICE KITCHEN		Project Number 613-19-103	
700 Nicholas Blvd, Suite 300 Elk Grove Village, IL 60007 T: 847.952.9362 F: 847.952.9403 www.bancroft-ae.com		BANCROFT ARCHITECTS + ENGINEERS		U.S. Department of Veterans Affairs		Approved: Project Director		Fully Sprinklered		Location MARTINSBURG VA MEDICAL CENTER		Issue Date 11/24/2021		Checked RAH	
100% CONSTRUCTION DOCUMENTS SUBMISSION 95% CONSTRUCTION DOCUMENTS SUBMISSION 60% DESIGN DEVELOPMENT		11/24/2021 07/23/2021 02/12/2021 09/11/2020												Building Number 500	
Revisions:		Date:												Drawing Number MHD200.2	




MECHANICAL VENTILATION - ENLARGED INTERSTITIAL FLOOR
DEMOLITION PLAN - AREA 3

3/16" = 1'-0"

BID DOCUMENTS SUBMITTAL	11/24/2021
100% CONSTRUCTION DOCUMENTS SUBMISSION	07/23/2021
95% CONSTRUCTION DOCUMENTS SUBMISSION	02/12/2021
60% DESIGN DEVELOPMENT	09/11/2020
Revisions:	Date:

CONSULTANT

ARCHITECT/ENGINEER OF RECORD
 BANCROFT ARCHITECTS + ENGINEERS
700 Nicholas Blvd, Suite 300 Elk Grove Village, IL 60007 T: 847.952.9362 F: 847.952.9403 www.bancroft-ae.com

STAMP

Office of Construction and Facilities Management
VA U.S. Department of Veterans Affairs

Drawing Title MECHANICAL VENTILATION - ENLARGED INTERSTITIAL FLOOR DEMOLITION PLAN - AREA 3
Approved: Project Director

Phase BID DOCUMENTS SUBMITTAL
FULLY SPRINKLERED

Project Title RENOVATE/UPGRADE NUTRITION & FOOD SERVICE KITCHEN	Project Number 613-19-103
Location MARTINSBURG VA MEDICAL CENTER	Building Number 500
Issue Date 11/24/2021	Checked RAH
Drawn RRR	Drawing Number MHD200.3

FIRE BARRIER LEGEND

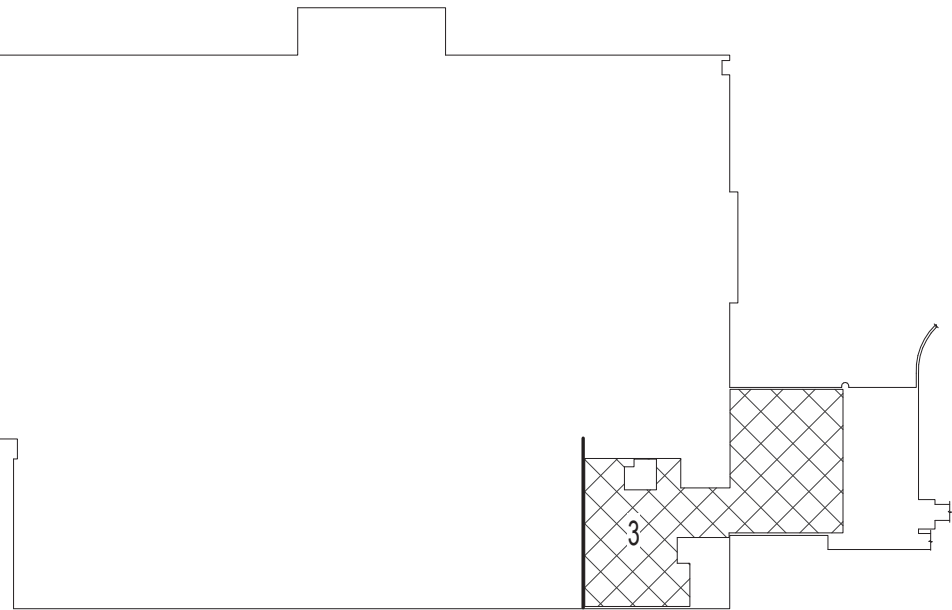
- 1 HOUR FIRE & SMOKE SEPARATION
- 2 HOUR FIRE & SMOKE SEPARATION

GENERAL MECHANICAL DEMOLITION NOTES

- A. CONTRACTOR IS RESPONSIBLE FOR ALL MODIFICATIONS TO THE EXISTING DUCTWORK NECESSARY TO PERMIT THE INSTALLATION OF NEW WORK.
- B. PROVIDE TEMPORARY CONNECTIONS TO MAINTAIN EXISTING SYSTEM IN SERVICE DURING CONSTRUCTION.
- C. REMOVE, RELOCATE, AND EXTEND EXISTING INSTALLATIONS TO ACCOMMODATE NEW CONSTRUCTION.
- D. CONTRACTOR TO COORDINATE WITH VA/COR FOR ALL MECHANICAL SERVICE OUTAGES.
- E. REMOVE UNUSED SECTIONS OF SUPPLY AND RETURN AIR DUCTWORK BACK TO MAINS. PATCH OPENING WITH SHEET METAL AND SEAL AIRTIGHT. PATCH EXISTING INSULATION TO MATCH EXISTING. WHERE EXISTING DUCTWORK IS TO BE CAPPED AND REUSED, LOCATE THE END CAP WITHIN 6" OF THE LAST BRANCH. END CAPS SHALL BE 3" PRESSURE CLASS AND SEAL CLASS "A".
- F. CONTRACTOR SHALL BE RESPONSIBLE FOR ANY DAMAGE TO FINISHES OR COMPONENTS NOT SCHEDULED FOR DEMOLITION. DAMAGED ITEMS SHALL BE REPLACED OR REPAIRED TO MEET OR EXCEED FORMER CONDITIONS.
- G. REMOVE ALL ASSOCIATED CLAMPS, HANGERS, SUPPORTS, ETC. ASSOCIATED WITH DUCTWORK REMOVAL.
- H. EXISTING OPENINGS IN CONCRETE SLAB TO BE FILLED IN WITH CONCRETE TO MATCH EXISTING. SEE ARCHITECTURAL FOR DETAILS. CONTRACTOR SHALL VERIFY AND BE RESPONSIBLE FOR EXACT NUMBER OF OPENINGS REQUIRING FILL. APPROXIMATE NUMBER OF OPENINGS TO BE FILLED: 185
- I. PRIOR TO START OF DEMOLITION, GC SHALL ENSURE THAT A CURRENT VA PROVIDED HAZARDOUS MATERIAL SURVEY HAS BEEN CONDUCTED IDENTIFYING ALL HAZARDOUS MATERIAL FOUND IN SOW AREAS. GC TO VERIFY QUANTITIES AND LOCATIONS OF ALL HAZARDOUS MATERIALS FOUND TO BE REMOVED PRIOR TO DEMOLITION. REMOVAL TO BE IN ACCORDANCE WITH ANY REGULATORY PLANS OR APPROVALS IN STATE OF WEST VIRGINIA. APPROXIMATE LINEAR LENGTH OF DUCTWORK TO BE REMOVED: 7500FT.
- J. REVIEW THIS DRAWING IN CONJUNCTION WITH SHEETS GI401 & GI403 AND CORRESPONDING ARCHITECTURAL, FIRE PROTECTION, PLUMBING, MECHANICAL, ELECTRICAL, AND FOODSERVICE DEMOLITION AND NEW WORK DRAWINGS FOR A FULL SCOPE OF PROJECT CONSTRUCTION PHASING. THIS INFORMATION IS SUGGESTED. CONTRACTOR IS ULTIMATELY RESPONSIBLE FOR ALL PHASED CONSTRUCTION PLANNING, SEQUENCING, MEANS, METHODS, PROCEDURES, COORDINATION AND PERFORMANCE OF THE WORK.

MECHANICAL DEMOLITION KEY NOTES

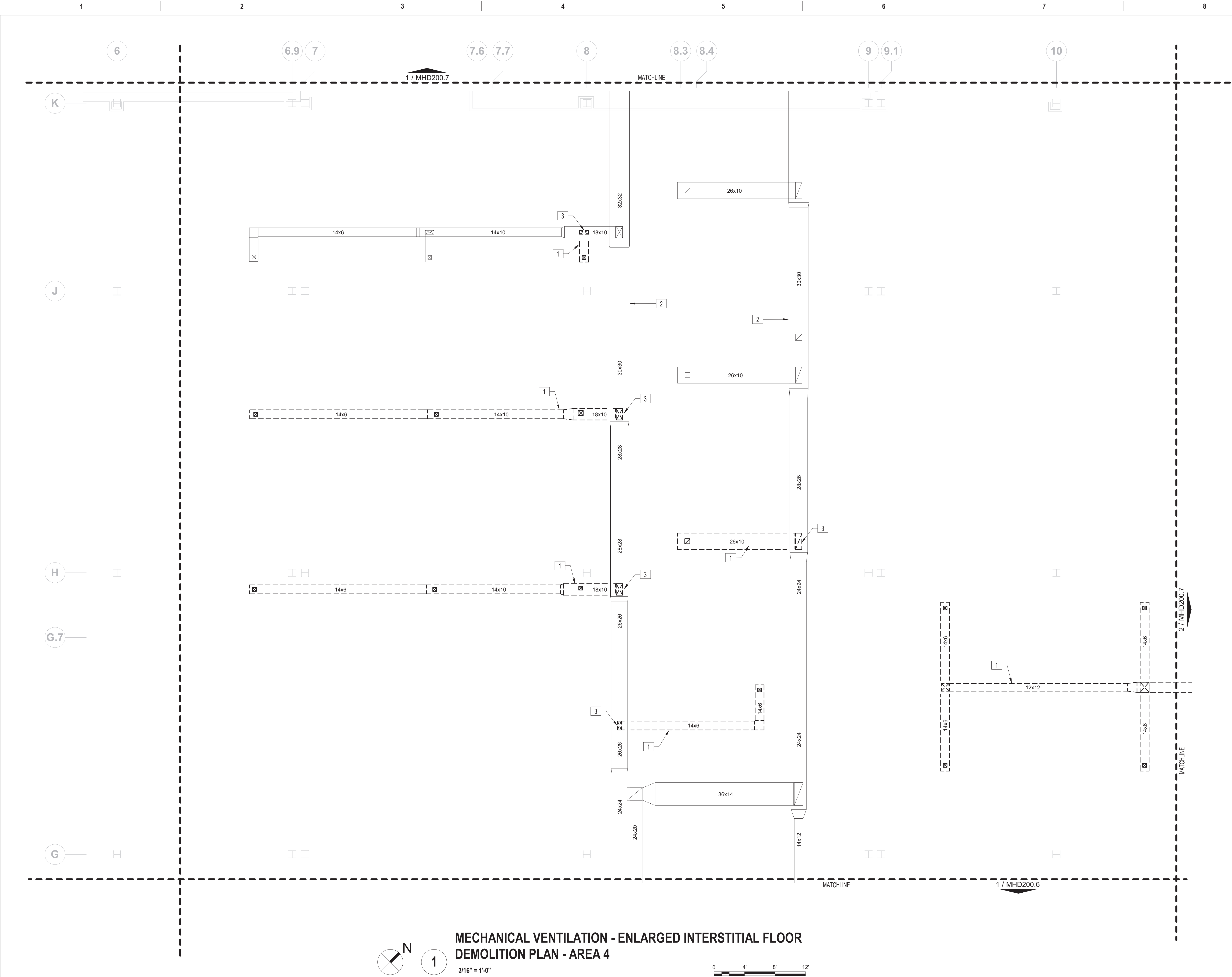
1. REMOVE DUAL DUCT BOXES, THERMOSTAT, AND ALL ASSOCIATED CONTROLS.
2. REMOVE SUPPLY, RETURN, AND EXHAUST DUCTWORK AS SHOWN WITH ALL ASSOCIATED DIFFUSERS AND GRILLES. (TYP.)
3. DUCTWORK DOWN TO FLOOR BELOW. REFER TO MHD100.2 FOR CONTINUATION. (NOT ALL LOCATIONS TAGGED. COORDINATE IN FIELD.)



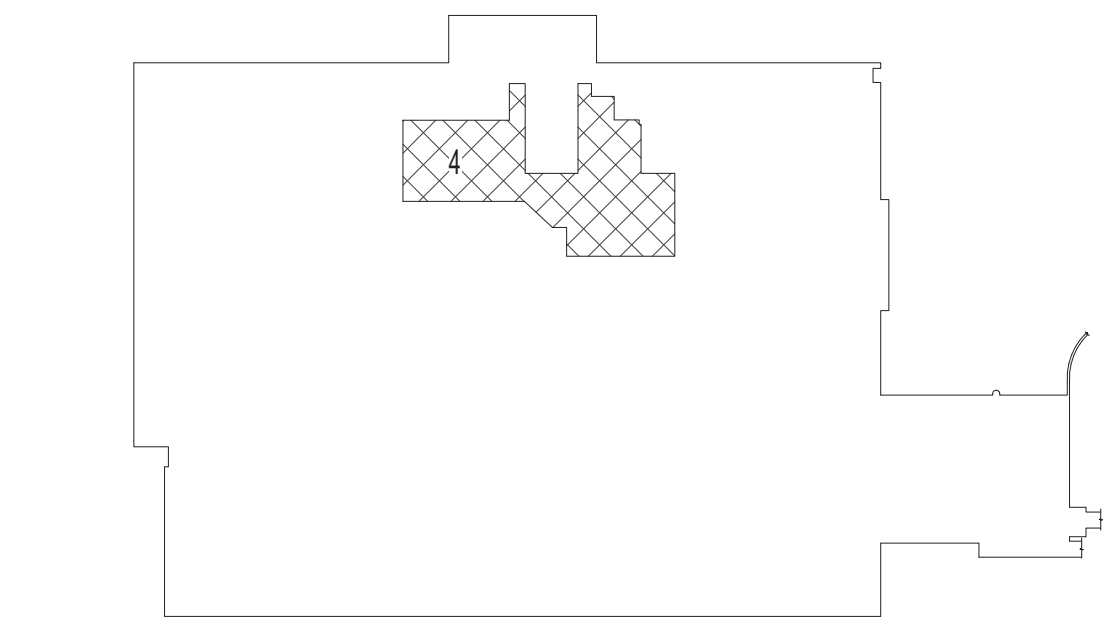
BASEMENT KEY PLAN - AREA 3

NOT TO
SCALE

VA CONTRACT NO: 36C24519C0171



FIRE BARRIER LEGEND	
	1 HOUR FIRE & SMOKE SEPARATION
	2 HOUR FIRE & SMOKE SEPARATION
GENERAL MECHANICAL DEMOLITION NOTES	
A. CONTRACTOR IS RESPONSIBLE FOR ALL MODIFICATIONS TO THE EXISTING DUCTWORK NECESSARY TO PERMIT THE INSTALLATION OF NEW WORK.	
B. PROVIDE TEMPORARY CONNECTIONS TO MAINTAIN EXISTING SYSTEM IN SERVICE DURING CONSTRUCTION.	
C. REMOVE, RELOCATE, AND EXTEND EXISTING INSTALLATIONS TO ACCOMMODATE NEW CONSTRUCTION.	
D. CONTRACTOR TO COORDINATE WITH VA/COR FOR ALL MECHANICAL SERVICE OUTAGES.	
E. REMOVE UNUSED SECTIONS OF SUPPLY AND RETURN AIR DUCTWORK BACK TO MAINS. PATCH OPENING WITH SHEET METAL AND SEAL AIRTIGHT. PATCH EXISTING INSULATION TO MATCH EXISTING. WHERE EXISTING DUCTWORK IS TO BE CAPPED AND REUSED, LOCATE THE END CAP WITHIN 6" OF THE LAST BRANCH. END CAPS SHALL BE 3" PRESSURE CLASS AND SEAL CLASS "A".	
F. CONTRACTOR SHALL BE RESPONSIBLE FOR ANY DAMAGE TO FINISHES OR COMPONENTS NOT SCHEDULED FOR DEMOLITION. DAMAGED ITEMS SHALL BE REPLACED OR REPAIRED TO MEET OR EXCEED FORMER CONDITIONS.	
G. REMOVE ALL ASSOCIATED CLAMPS, HANGERS, SUPPORTS, ETC. ASSOCIATED WITH DUCTWORK REMOVAL.	
H. EXISTING OPENINGS IN CONCRETE SLAB TO BE FILLED IN WITH CONCRETE TO MATCH EXISTING. SEE ARCHITECTURAL FOR DETAILS. CONTRACTOR SHALL VERIFY AND BE RESPONSIBLE FOR EXACT NUMBER OF OPENINGS REQUIRING FILL. APPROXIMATE NUMBER OF OPENINGS TO BE FILLED: 185	
I. PRIOR TO START OF DEMOLITION, GC SHALL ENSURE THAT A CURRENT VA PROVIDED HAZARDOUS MATERIAL SURVEY HAS BEEN CONDUCTED IDENTIFYING ALL HAZARDOUS MATERIAL FOUND IN SOW AREAS. GC TO VERIFY QUANTITIES AND LOCATIONS OF ALL HAZARDOUS MATERIALS FOUND TO BE REMOVED PRIOR TO DEMOLITION. REMOVAL TO BE IN ACCORDANCE WITH ANY REGULATORY PLANS OR APPROVALS IN STATE OF WEST VIRGINIA. APPROXIMATE LINEAR LENGTH OF DUCTWORK TO BE REMOVED: 7500FT.	
J. REVIEW THIS DRAWING IN CONJUNCTION WITH SHEETS GI401 & GI403 AND CORRESPONDING ARCHITECTURAL, FIRE PROTECTION, PLUMBING, MECHANICAL, ELECTRICAL, AND FOODSERVICE DEMOLITION AND NEW WORK DRAWINGS FOR A FULL SCOPE OF PROJECT CONSTRUCTION PHASING. THIS INFORMATION IS SUGGESTED. CONTRACTOR IS ULTIMATELY RESPONSIBLE FOR ALL PHASED CONSTRUCTION PLANNING, SEQUENCING, MEANS, METHODS, PROCEDURES, COORDINATION AND PERFORMANCE OF THE WORK.	
MECHANICAL DEMOLITION KEY NOTES	
1. REMOVE SUPPLY, RETURN, AND EXHAUST DUCTWORK AS SHOWN WITH ALL ASSOCIATED DIFFUSERS AND GRILLES. (TYP.)	
2. EXISTING DUCTWORK TO REMAIN. PROTECT DURING CONSTRUCTION.	
3. REMOVE DUCTWORK BACK TO MAIN. CAP AND SEAL DUCTWORK.	



BID DOCUMENTS SUBMITTAL	11/24/2021
100% CONSTRUCTION DOCUMENTS SUBMISSION	07/23/2021
95% CONSTRUCTION DOCUMENTS SUBMISSION	02/12/2021
60% DESIGN DEVELOPMENT	09/11/2020
Revisions:	Date:

CONSULTANT

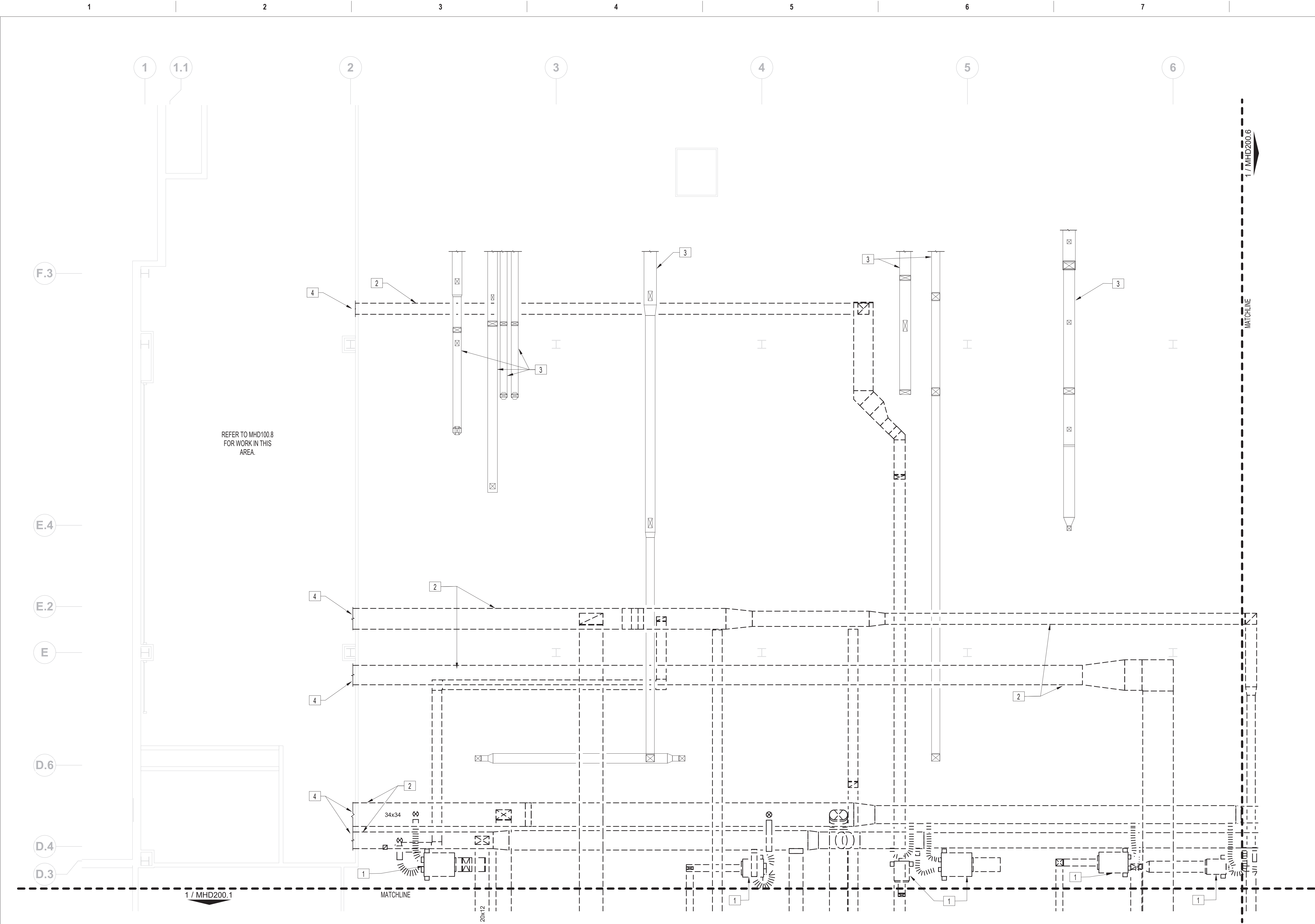
ARCHITECT/ENGINEER OF RECORD
 BANCROFT ARCHITECTS + ENGINEERS 700 Nicholas Blvd, Suite 300 Elk Grove Village, IL 60007 T: 847.952.9362 F: 847.952.9403 www.bancroft-ae.com

STAMP

Office of Construction and Facilities Management VA U.S. Department of Veterans Affairs	Drawing Title MECHANICAL VENTILATION - ENLARGED INTERSTITIAL FLOOR DEMOLITION PLAN - AREA 4 Approved: Project Director
--	---

Phase BID DOCUMENTS SUBMITTAL
FULLY SPRINKLERED

Project Title RENOVATE/UPGRADE NUTRITION & FOOD SERVICE KITCHEN	Project Number 613-19-103
Location MARTINSBURG VA MEDICAL CENTER	Building Number 500
Issue Date 11/24/2021	Checked RAH
Drawn RRR	Drawing Number MHD200.4



**MECHANICAL VENTILATION - ENLARGED INTERSTITIAL FLOOR
DEMOLITION PLAN - AREA 5**

3/16" = 1'-0"

0 4' 8' 12'

FIRE BARRIER LEGEND

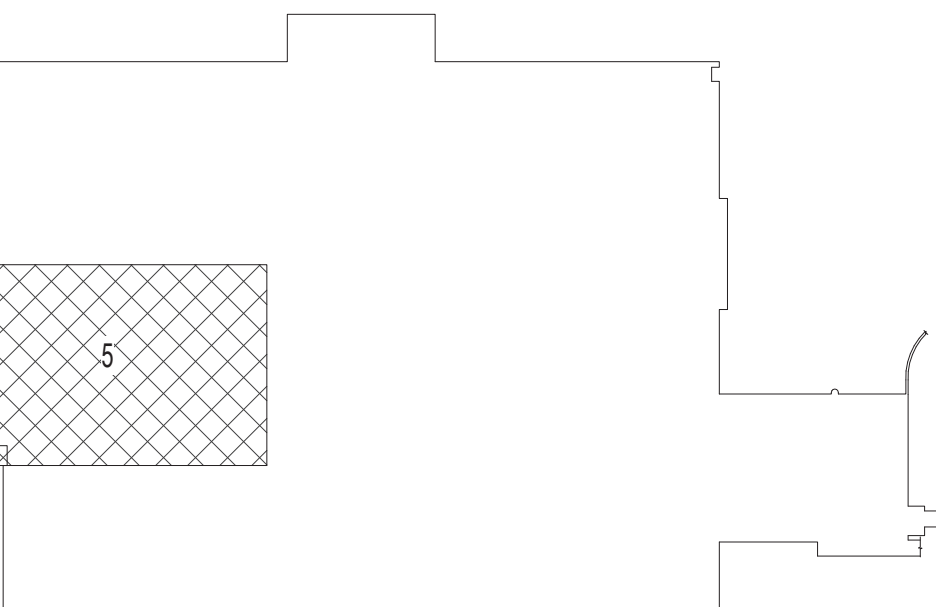
- 1 HOUR FIRE & SMOKE SEPARATION
2 HOUR FIRE & SMOKE SEPARATION

GENERAL MECHANICAL DEMOLITION NOTES

- A. CONTRACTOR IS RESPONSIBLE FOR ALL MODIFICATIONS TO THE EXISTING DUCTWORK NECESSARY TO PERMIT THE INSTALLATION OF NEW WORK.
- B. PROVIDE TEMPORARY CONNECTIONS TO MAINTAIN EXISTING SYSTEM IN SERVICE DURING CONSTRUCTION.
- C. REMOVE, RELOCATE, AND EXTEND EXISTING INSTALLATIONS TO ACCOMMODATE NEW CONSTRUCTION.
- D. CONTRACTOR TO COORDINATE WITH VA/COR FOR ALL MECHANICAL SERVICE OUTAGES.
- E. REMOVE UNUSED SECTIONS OF SUPPLY AND RETURN AIR DUCTWORK BACK TO MAINS. PATCH OPENING WITH SHEET METAL AND SEAL AIRTIGHT. PATCH EXISTING INSULATION TO MATCH EXISTING. WHERE EXISTING DUCTWORK IS TO BE CAPPED AND REUSED, LOCATE THE END CAP WITHIN 6" OF THE LAST BRANCH. END CAPS SHALL BE 3" PRESSURE CLASS AND SEAL CLASS "A".
- F. CONTRACTOR SHALL BE RESPONSIBLE FOR ANY DAMAGE TO FINISHES OR COMPONENTS NOT SCHEDULED FOR DEMOLITION. DAMAGED ITEMS SHALL BE REPLACED OR REPAIRED TO MEET OR EXCEED FORMER CONDITIONS.
- G. REMOVE ALL ASSOCIATED CLAMPS, HANGERS, SUPPORTS, ETC. ASSOCIATED WITH DUCTWORK REMOVAL.
- H. EXISTING OPENINGS IN CONCRETE SLAB TO BE FILLED IN WITH CONCRETE TO MATCH EXISTING. SEE ARCHITECTURAL FOR DETAILS. CONTRACTOR SHALL VERIFY AND BE RESPONSIBLE FOR EXACT NUMBER OF OPENINGS REQUIRING FILL. APPROXIMATE NUMBER OF OPENINGS TO BE FILLED: 185
- I. PRIOR TO START OF DEMOLITION, GC SHALL ENSURE THAT A CURRENT VA PROVIDED HAZARDOUS MATERIAL SURVEY HAS BEEN CONDUCTED IDENTIFYING ALL HAZARDOUS MATERIAL FOUND IN SOW AREAS. GC TO VERIFY QUANTITIES AND LOCATIONS OF ALL HAZARDOUS MATERIALS FOUND TO BE REMOVED PRIOR TO DEMOLITION. REMOVAL TO BE IN ACCORDANCE WITH ANY REGULATORY PLANS OR APPROVALS IN STATE OF WEST VIRGINIA. APPROXIMATE LINEAR LENGTH OF DUCTWORK TO BE REMOVED: 7500FT.
- J. REVIEW THIS DRAWING IN CONJUNCTION WITH SHEETS GI401 & GI403 AND CORRESPONDING ARCHITECTURAL, FIRE PROTECTION, PLUMBING, MECHANICAL, ELECTRICAL, AND FOODSERVICE DEMOLITION AND NEW WORK DRAWINGS FOR A FULL SCOPE OF PROJECT CONSTRUCTION PHASING. THIS INFORMATION IS SUGGESTED. CONTRACTOR IS ULTIMATELY RESPONSIBLE FOR ALL PHASED CONSTRUCTION PLANNING, SEQUENCING, MEANS, METHODS, PROCEDURES, COORDINATION AND PERFORMANCE OF THE WORK.

MECHANICAL DEMOLITION KEY NOTES

1. REMOVE DUAL DUCT BOXES, THERMOSTAT, AND ALL ASSOCIATED CONTROLS.
2. REMOVE SUPPLY, RETURN, AND EXHAUST DUCTWORK AS SHOWN WITH ALL ASSOCIATED DIFFUSERS AND GRILLES. (TYP.)
3. EXISTING DUCTWORK TO REMAIN. PROTECT DURING CONSTRUCTION.
4. DUCTWORK TO BASEMENT LEVEL MECHANICAL ROOM GC-105. REFER TO MHD100.8 FOR CONTINUATION.



BASEMENT KEY PLAN - AREA 5

NOT TO
SCALE

VA CONTRACT NO: 36C24519C0171

BID DOCUMENTS SUBMITTAL	11/24/2021
100% CONSTRUCTION DOCUMENTS SUBMISSION	07/23/2021
95% CONSTRUCTION DOCUMENTS SUBMISSION	02/12/2021
60% DESIGN DEVELOPMENT	09/11/2020
Revisions:	Date:

CONSULTANT

ARCHITECT/ENGINEER OF RECORD

STAMP

Office of
Construction
and Facilities
Management

VA

U.S. Department
of Veterans Affairs

Drawing Title
MECHANICAL VENTILATION - ENLARGED
INTERSTITIAL FLOOR DEMOLITION PLAN - AREA 5

Approved: Project Director

Phase
BID DOCUMENTS SUBMITTAL

FULLY SPRINKLERED

Project Title
RENOVATE/UPGRADE NUTRITION &
FOOD SERVICE KITCHEN

Location
MARTINSBURG VA MEDICAL CENTER

Issue Date
11/24/2021

Checked
RAH

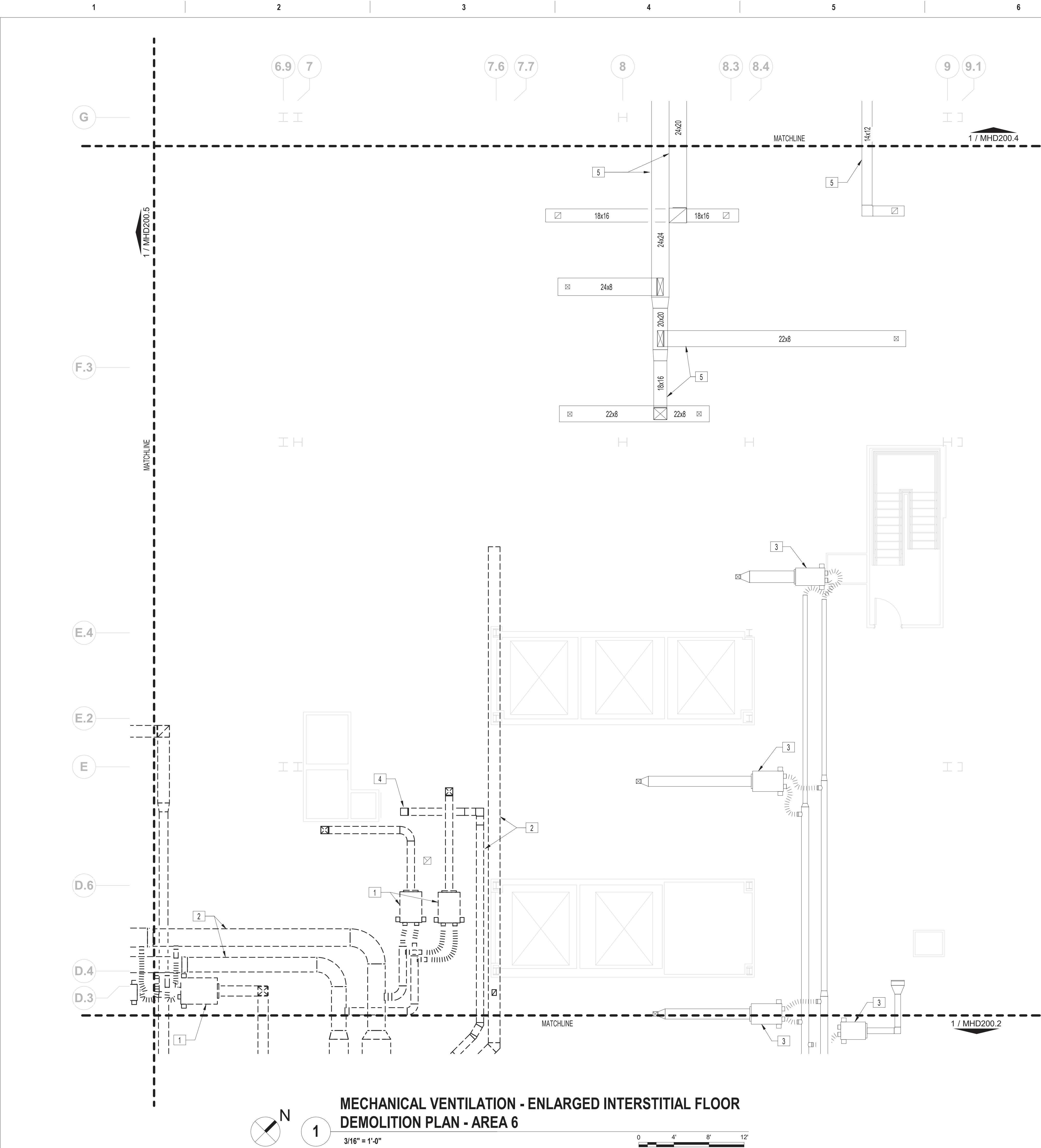
Drawn
RRR

Project Number
613-19-103

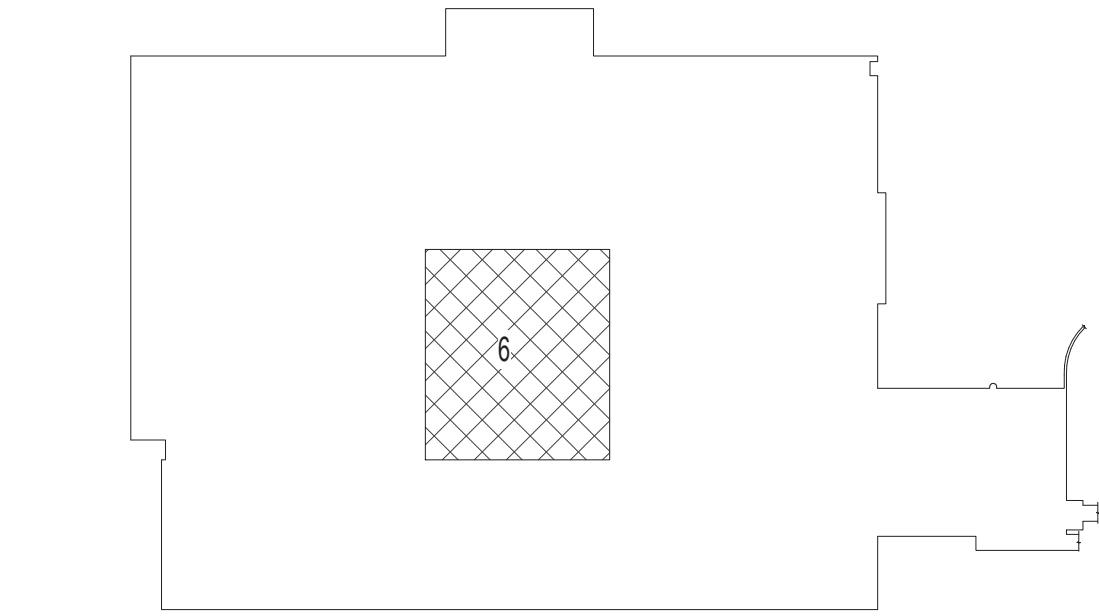
Building Number
500


Drawing Number

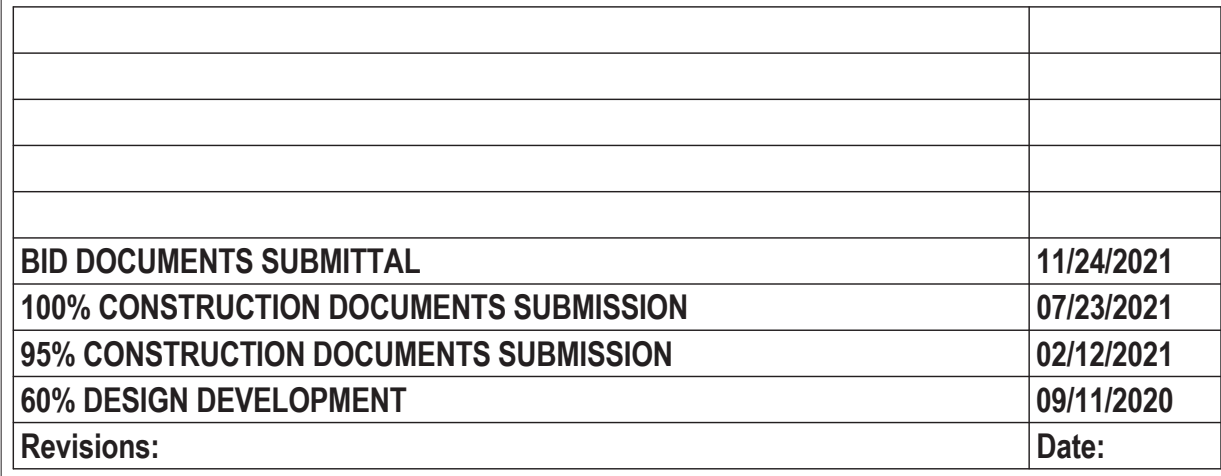
MHD200.5



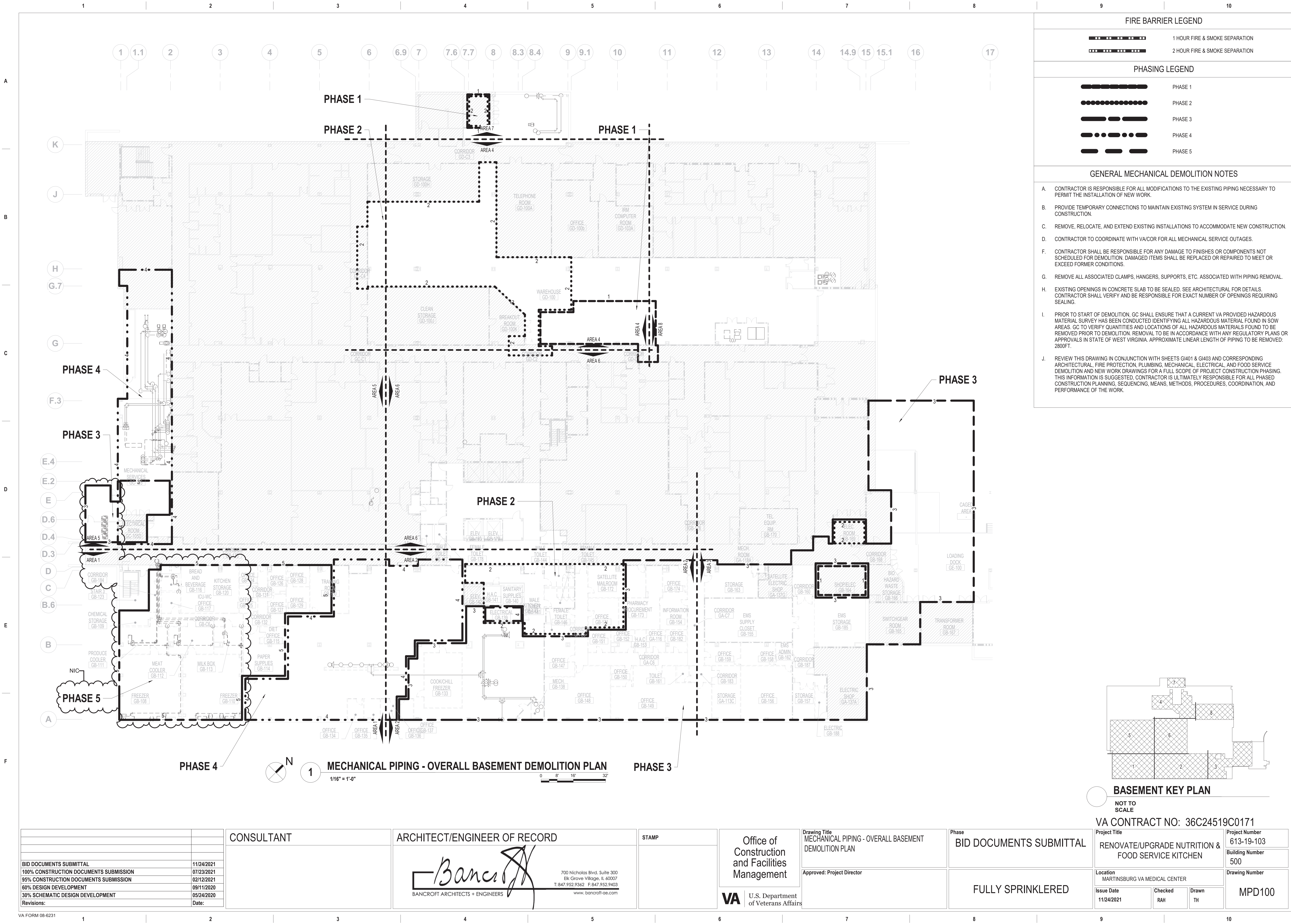
FIRE BARRIER LEGEND	
<div></div>	1 HOUR FIRE & SMOKE SEPARATION
<div></div>	2 HOUR FIRE & SMOKE SEPARATION
GENERAL MECHANICAL DEMOLITION NOTES	
A.	CONTRACTOR IS RESPONSIBLE FOR ALL MODIFICATIONS TO THE EXISTING DUCTWORK NECESSARY TO PERMIT THE INSTALLATION OF NEW WORK.
B.	PROVIDE TEMPORARY CONNECTIONS TO MAINTAIN EXISTING SYSTEM IN SERVICE DURING CONSTRUCTION.
C.	REMOVE, RELOCATE, AND EXTEND EXISTING INSTALLATIONS TO ACCOMMODATE NEW CONSTRUCTION.
D.	CONTRACTOR TO COORDINATE WITH VA/COR FOR ALL MECHANICAL SERVICE OUTAGES.
E.	REMOVE UNUSED SECTIONS OF SUPPLY AND RETURN AIR DUCTWORK BACK TO MAINS. PATCH OPENING WITH SHEET METAL AND SEAL AIRTIGHT. PATCH EXISTING INSULATION TO MATCH EXISTING. WHERE EXISTING DUCTWORK IS TO BE CAPPED AND REUSED, LOCATE THE END CAP WITHIN 6" OF THE LAST BRANCH. END CAPS SHALL BE 3" PRESSURE CLASS AND SEAL CLASS "A".
F.	CONTRACTOR SHALL BE RESPONSIBLE FOR ANY DAMAGE TO FINISHES OR COMPONENTS NOT SCHEDULED FOR DEMOLITION. DAMAGED ITEMS SHALL BE REPLACED OR REPAIRED TO MEET OR EXCEED FORMER CONDITIONS.
G.	REMOVE ALL ASSOCIATED CLAMPS, HANGERS, SUPPORTS, ETC. ASSOCIATED WITH DUCTWORK REMOVAL.
H.	EXISTING OPENINGS IN CONCRETE SLAB TO BE FILLED IN WITH CONCRETE TO MATCH EXISTING. SEE ARCHITECTURAL FOR DETAILS. CONTRACTOR SHALL VERIFY AND BE RESPONSIBLE FOR EXACT NUMBER OF OPENINGS REQUIRING FILL. APPROXIMATE NUMBER OF OPENINGS TO BE FILLED: 185
I.	PRIOR TO START OF DEMOLITION, GC SHALL ENSURE THAT A CURRENT VA PROVIDED HAZARDOUS MATERIAL SURVEY HAS BEEN CONDUCTED IDENTIFYING ALL HAZARDOUS MATERIAL FOUND IN SOW AREAS. GC TO VERIFY QUANTITIES AND LOCATIONS OF ALL HAZARDOUS MATERIALS FOUND TO BE REMOVED PRIOR TO DEMOLITION. REMOVAL TO BE IN ACCORDANCE WITH ANY REGULATORY PLANS OR APPROVALS IN STATE OF WEST VIRGINIA. APPROXIMATE LINEAR LENGTH OF DUCTWORK TO BE REMOVED: 7500FT.
J.	REVIEW THIS DRAWING IN CONJUNCTION WITH SHEETS GI401 & GI403 AND CORRESPONDING ARCHITECTURAL, FIRE PROTECTION, PLUMBING, MECHANICAL, ELECTRICAL, AND FOODSERVICE DEMOLITION AND NEW WORK DRAWINGS FOR A FULL SCOPE OF PROJECT CONSTRUCTION PHASING. THIS INFORMATION IS SUGGESTED. CONTRACTOR IS ULTIMATELY RESPONSIBLE FOR ALL PHASED CONSTRUCTION PLANNING, SEQUENCING, MEANS, METHODS, PROCEDURES, COORDINATION AND PERFORMANCE OF THE WORK.
MECHANICAL DEMOLITION KEY NOTES	
1.	REMOVE DUAL DUCT BOXES, THERMOSTAT, AND ALL ASSOCIATED CONTROLS.
2.	REMOVE SUPPLY, RETURN, AND EXHAUST DUCTWORK AS SHOWN WITH ALL ASSOCIATED DIFFUSERS AND GRILLES. (TYP.)
3.	EXISTING DUAL DUCT BOX TO REMAIN. PROTECT DURING CONSTRUCTION.
4.	EXISTING DUCTWORK RISER UP TO EXHAUST FANS ON ROOF TO REMAIN. PROTECT DURING CONSTRUCTION.
5.	EXISTING DUCTWORK TO REMAIN. PROTECT DURING CONSTRUCTION.

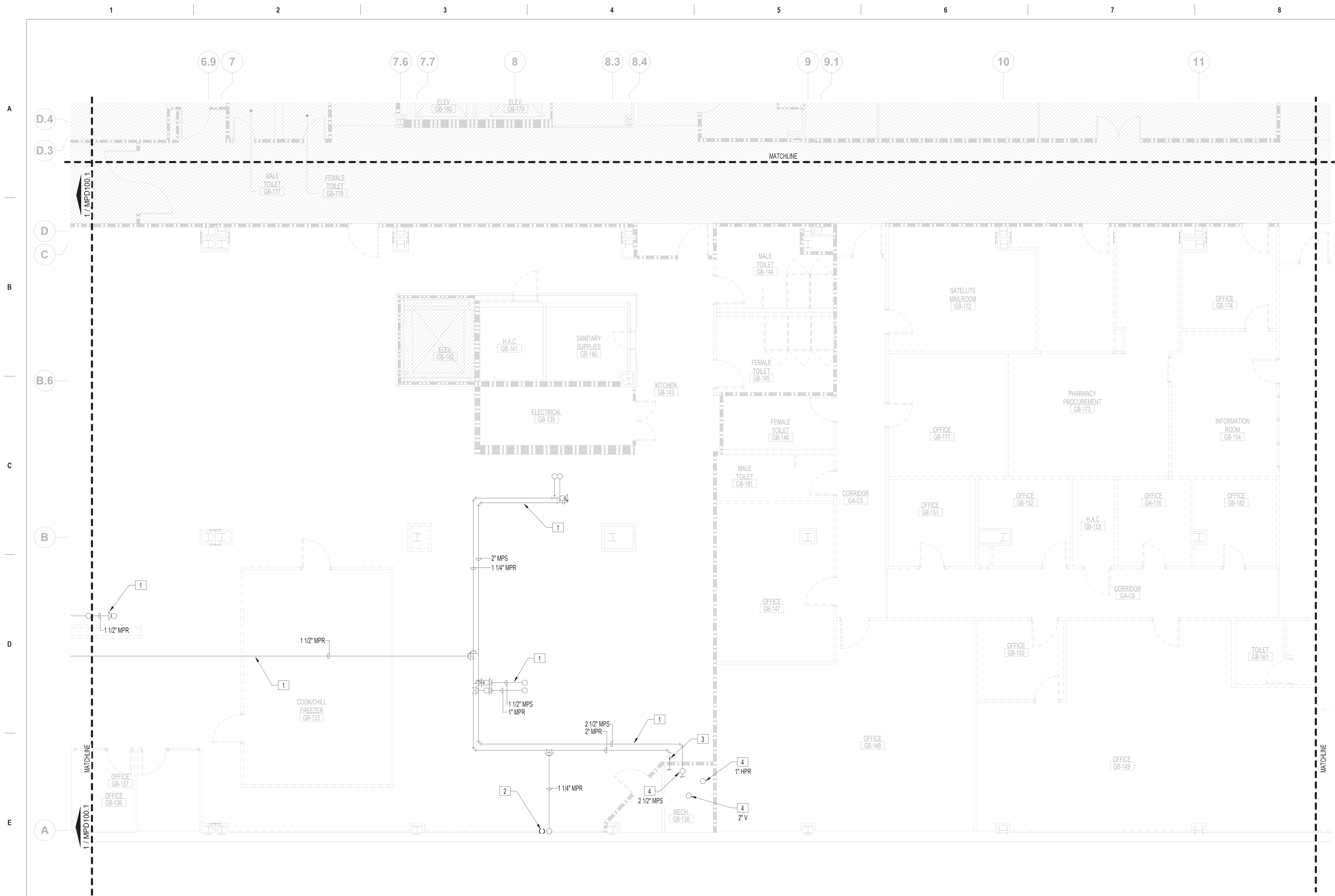



		CONSULTANT	ARCHITECT/ENGINEER OF RECORD	STAMP	<div>Office of Construction and Facilities Management</div> <div>VAU.S. Department of Veterans Affairs</div>	<div>Drawing Title MECHANICAL VENTILATION - ENLARGED INTERSTITIAL FLOOR DEMOLITION PLAN - AREA 6</div> <div>Approved: Project Director</div>	Phase BID DOCUMENTS SUBMITTAL	VA CONTRACT NO: 36C24519C0171					
BID DOCUMENTS SUBMITTAL		11/24/2021	<div><div>700 Nicholas Blvd, Suite 300 Elk Grove Village, IL 60007 T: 847.952.9362 F: 847.952.9403 www.bancroft-ae.com</div></div>					Project Title RENOVATE/UPGRADE NUTRITION & FOOD SERVICE KITCHEN	Project Number 613-19-103	Building Number 500			
100% CONSTRUCTION DOCUMENTS SUBMISSION		07/23/2021											
95% CONSTRUCTION DOCUMENTS SUBMISSION		02/12/2021											
60% DESIGN DEVELOPMENT		09/11/2020											
Revisions:		Date:											
								Location MARTINSBURG VA MEDICAL CENTER		Drawing Number MHD200.6			
								Issue Date 11/24/2021	Checked RAH	Drawn RRR			
								FULLY SPRINKLERED					

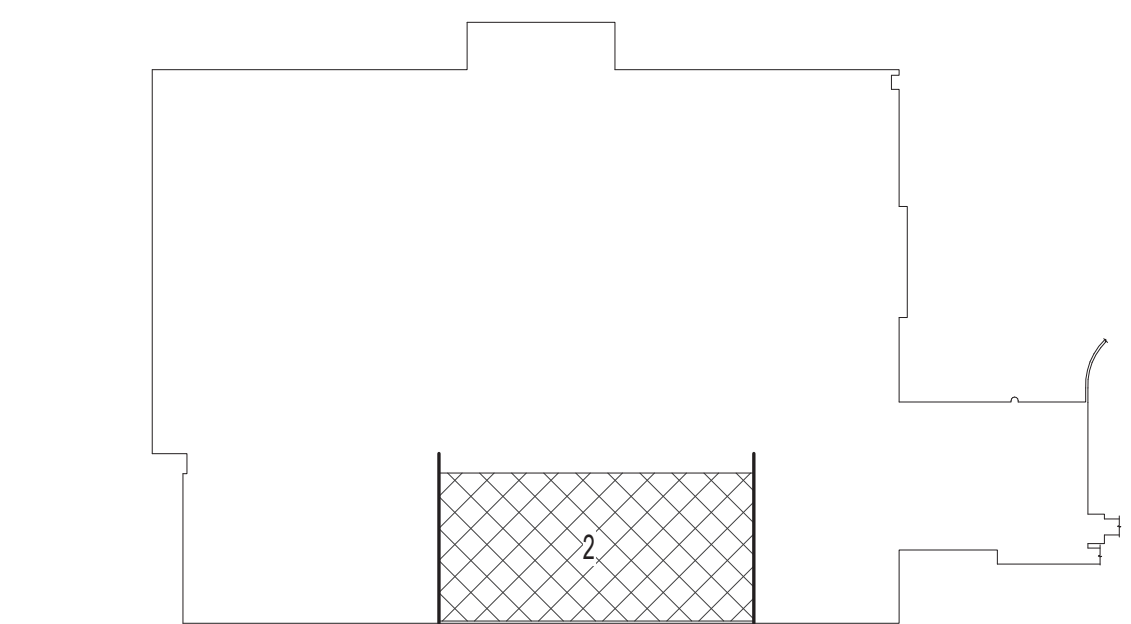


MHD200.7





	<p>1 HOUR FIRE & SMOKE SEPARATION</p> <p>2 HOUR FIRE & SMOKE SEPARATION</p>	
<h2 style="text-align: center;">GENERAL MECHANICAL DEMOLITION NOTES</h2>		
<ol style="list-style-type: none"> A. CONTRACTOR IS RESPONSIBLE FOR ALL MODIFICATIONS TO THE EXISTING PIPING NECESSARY TO PERMIT THE INSTALLATION OF NEW WORK. B. PROVIDE TEMPORARY CONNECTIONS TO MAINTAIN EXISTING SYSTEM IN SERVICE DURING CONSTRUCTION. C. REMOVE, RELOCATE, AND EXTEND EXISTING INSTALLATIONS TO ACCOMMODATE NEW CONSTRUCTION. D. CONTRACTOR TO COORDINATE WITH VA/COR FOR ALL MECHANICAL SERVICE OUTAGES. F. CONTRACTOR SHALL BE RESPONSIBLE FOR ANY DAMAGE TO FINISHES OR COMPONENTS NOT SCHEDULED FOR DEMOLITION. DAMAGED ITEMS SHALL BE REPLACED OR REPAIRED TO MEET OR EXCEED FORMER CONDITIONS. G. REMOVE ALL ASSOCIATED CLAMPS, HANGERS, SUPPORTS, ETC. ASSOCIATED WITH PIPING REMOVAL. H. EXISTING OPENINGS IN CONCRETE SLAB TO BE SEALED. SEE ARCHITECTURAL FOR DETAILS. CONTRACTOR SHALL VERIFY AND BE RESPONSIBLE FOR EXACT NUMBER OF OPENINGS REQUIRING SEALING. I. PRIOR TO START OF DEMOLITION, GC SHALL ENSURE THAT A CURRENT VA PROVIDED HAZARDOUS MATERIAL SURVEY HAS BEEN CONDUCTED IDENTIFYING ALL HAZARDOUS MATERIAL FOUND IN SOW AREAS. GC TO VERIFY QUANTITIES AND LOCATIONS OF ALL HAZARDOUS MATERIALS FOUND TO BE REMOVED PRIOR TO DEMOLITION. REMOVAL TO BE IN ACCORDANCE WITH ANY REGULATORY PLANS OR APPROVALS IN STATE OF WEST VIRGINIA. APPROXIMATE LINEAR LENGTH OF PIPING TO BE REMOVED: 2800FT. J. REVIEW THIS DRAWING IN CONJUNCTION WITH SHEETS G4101 & G4103 AND CORRESPONDING ARCHITECTURAL, FIRE PROTECTION, PLUMBING, MECHANICAL, ELECTRICAL, AND FOOD SERVICE DEMOLITION AND NEW WORK DRAWINGS FOR A FULL SCOPE OF PROJECT CONSTRUCTION PHASING. THIS INFORMATION IS SUGGESTED. CONTRACTOR IS ULTIMATELY RESPONSIBLE FOR ALL PHASED CONSTRUCTION PLANNING, SEQUENCING, MEANS, METHODS, PROCEDURES, COORDINATION, AND PERFORMANCE OF THE WORK. 		
<div style="display: flex; align-items: center;"> <div style="border: 1px solid black; padding: 2px 5px; margin-right: 10px;">X</div> <h2 style="margin: 0;">MECHANICAL DEMOLITION KEY NOTES</h2> </div>		
<ol style="list-style-type: none"> 1. EXISTING UNDERGROUND PIPING TO BE ABANDONED IN PLACE. (TYP.) 2. REMOVE 2" MPS PIPING SERVING KITCHEN EQUIPMENT FROM INTERSTITIAL SPACE. 3. DISCONNECT MPS/MPR FROM MAIN SYSTEM. CAP AND SEAL ALL PIPING DEMOLISH PORTION OF 2" MPR UNDERGROUND PIPING AS SHOWN. PREPARE EQUIPMENT FOR NEW CONNECTIONS. 4. EXISTING PIPING OF INDICATED SIZE AND TYPE UP TO INTERSTITIAL SPACE. REFER TO MPD200.2 FOR CONTINUATION. DRAWINGS DO NOT SHOW ALL EXISTING WORK IN GB-138 MECH. PIPING TO AND FROM GB-138 IS SHOWN FOR CLARITY. 		

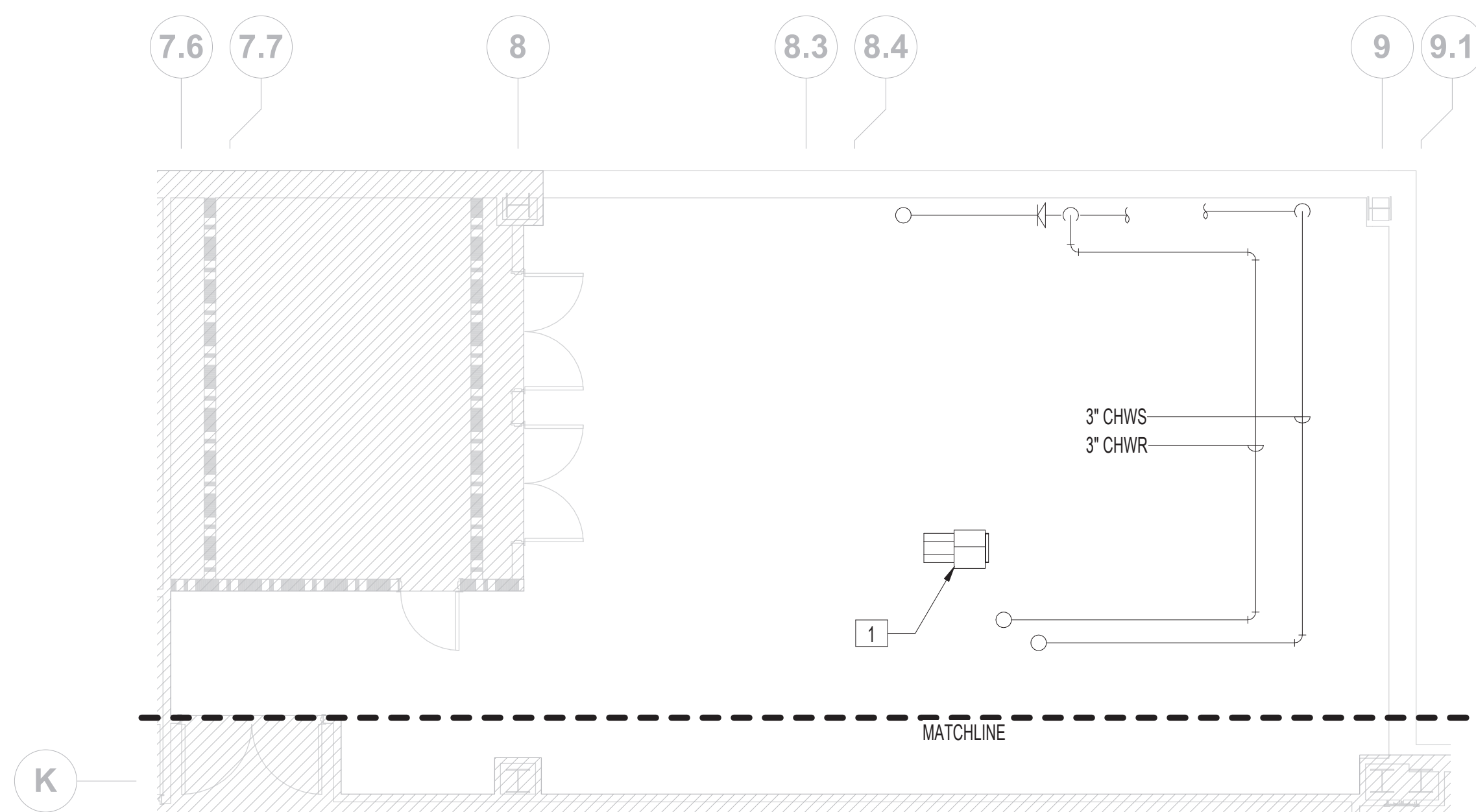


BASEMENT KEY PLAN - AREA 2

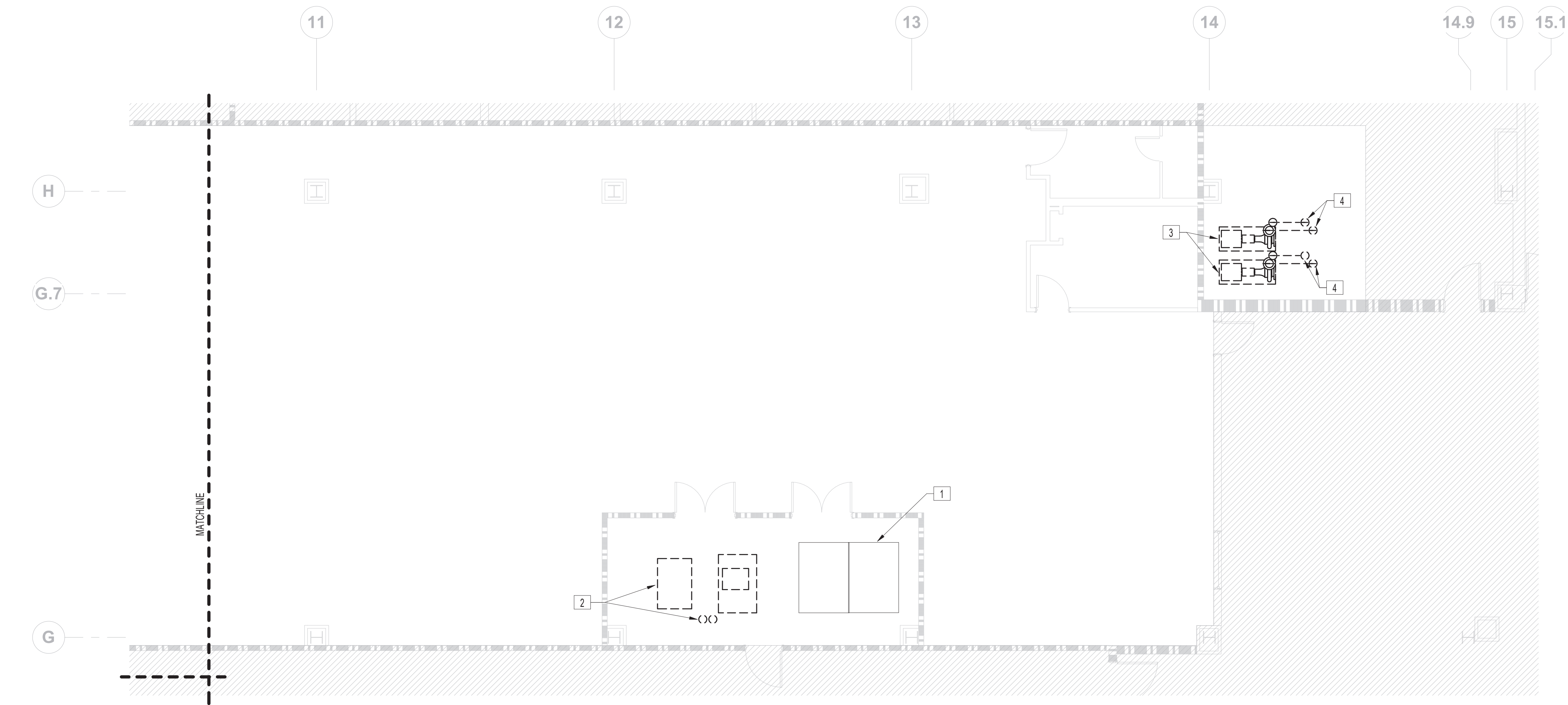
NOT TO
SCALE

VA CONTRACT NO: 36C24519C0171

[illegible]



MECHANICAL PIPING - ENLARGED BASEMENT DEMOLITION PLAN - AREA 7
3/16" = 1'-0"



MECHANICAL PIPING - ENLARGED BASEMENT DEMOLITION PLAN - AREA 8
3/16" = 1'-0"

FIRE BARRIER LEGEND

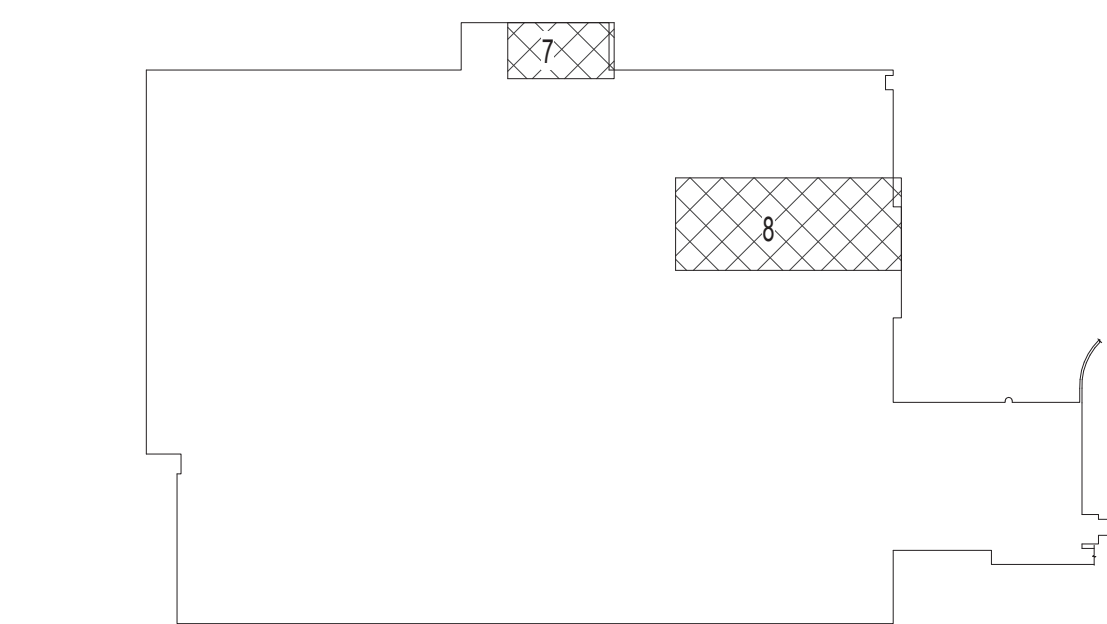
- 1 HOUR FIRE & SMOKE SEPARATION
2 HOUR FIRE & SMOKE SEPARATION

GENERAL MECHANICAL DEMOLITION NOTES

- A. CONTRACTOR IS RESPONSIBLE FOR ALL MODIFICATIONS TO THE EXISTING PIPING NECESSARY TO PERMIT THE INSTALLATION OF NEW WORK.
- B. PROVIDE TEMPORARY CONNECTIONS TO MAINTAIN EXISTING SYSTEM IN SERVICE DURING CONSTRUCTION.
- C. REMOVE, RELOCATE, AND EXTEND EXISTING INSTALLATIONS TO ACCOMMODATE NEW CONSTRUCTION.
- D. CONTRACTOR TO COORDINATE WITH VA/COR FOR ALL MECHANICAL SERVICE OUTAGES.
- F. CONTRACTOR SHALL BE RESPONSIBLE FOR ANY DAMAGE TO FINISHES OR COMPONENTS NOT SCHEDULED FOR DEMOLITION. DAMAGED ITEMS SHALL BE REPLACED OR REPAIRED TO MEET OR EXCEED FORMER CONDITIONS.
- G. REMOVE ALL ASSOCIATED CLAMPS, HANGERS, SUPPORTS, ETC. ASSOCIATED WITH PIPING REMOVAL.
- H. EXISTING OPENINGS IN CONCRETE SLAB TO BE SEALED. SEE ARCHITECTURAL FOR DETAILS. CONTRACTOR SHALL VERIFY AND BE RESPONSIBLE FOR EXACT NUMBER OF OPENINGS REQUIRING SEALING.
- I. PRIOR TO START OF DEMOLITION, GC SHALL ENSURE THAT A CURRENT VA PROVIDED HAZARDOUS MATERIAL SURVEY HAS BEEN CONDUCTED IDENTIFYING ALL HAZARDOUS MATERIAL FOUND IN SOW AREAS. GC TO VERIFY QUANTITIES AND LOCATIONS OF ALL HAZARDOUS MATERIALS FOUND TO BE REMOVED PRIOR TO DEMOLITION. REMOVAL TO BE IN ACCORDANCE WITH ANY REGULATORY PLANS OR APPROVALS IN STATE OF WEST VIRGINIA. APPROXIMATE LINEAR LENGTH OF PIPING TO BE REMOVED. 2800FT.
- J. REVIEW THIS DRAWING IN CONJUNCTION WITH SHEETS GI401 & GI403 AND CORRESPONDING ARCHITECTURAL, FIRE PROTECTION, PLUMBING, MECHANICAL, ELECTRICAL, AND FOOD SERVICE DEMOLITION AND NEW WORK DRAWINGS FOR A FULL SCOPE OF PROJECT CONSTRUCTION PHASING. THIS INFORMATION IS SUGGESTED. CONTRACTOR IS ULTIMATELY RESPONSIBLE FOR ALL PHASED CONSTRUCTION PLANNING, SEQUENCING, MEANS, METHODS, PROCEDURES, COORDINATION, AND PERFORMANCE OF THE WORK.

MECHANICAL DEMOLITION KEY NOTES



1. EXISTING AIR HANDLING EQUIPMENT TO REMAIN. PROTECT DURING CONSTRUCTION.
2. AIR HANDLING UNIT HV-2 TO BE REMOVED. REMOVE HOT WATER PIPING BACK TO MAIN LOCATED IN INTERSTITIAL SPACE ABOVE. PREPARE TO ROUTE NEW HOT WATER AND CHILLED WATER PIPING BACK TO MECHANICAL ROOM AS PART OF NEW CONSTRUCTION.
3. REMOVE EXISTING CHILLED WATER PUMPS P-1 AND P-2 INCLUDING ALL PIPING, INSULATION, MOUNTING DEVICES, CONTROLS, ETC. REMOVE PIPING BACK TO EXISTING MAIN ABOVE. COORDINATE CHILLED WATER OUTAGES WITH VA/COR. PROVIDE MINIMUM 14 DAYS NOTICE BEFORE COMMENCING WORK.
4. CHILLED WATER PIPING UP. DEMOLISH AND REMOVE BRANCH BACK TO MAIN.




BASEMENT KEY PLAN - AREA 7 & 8

NOT TO SCALE

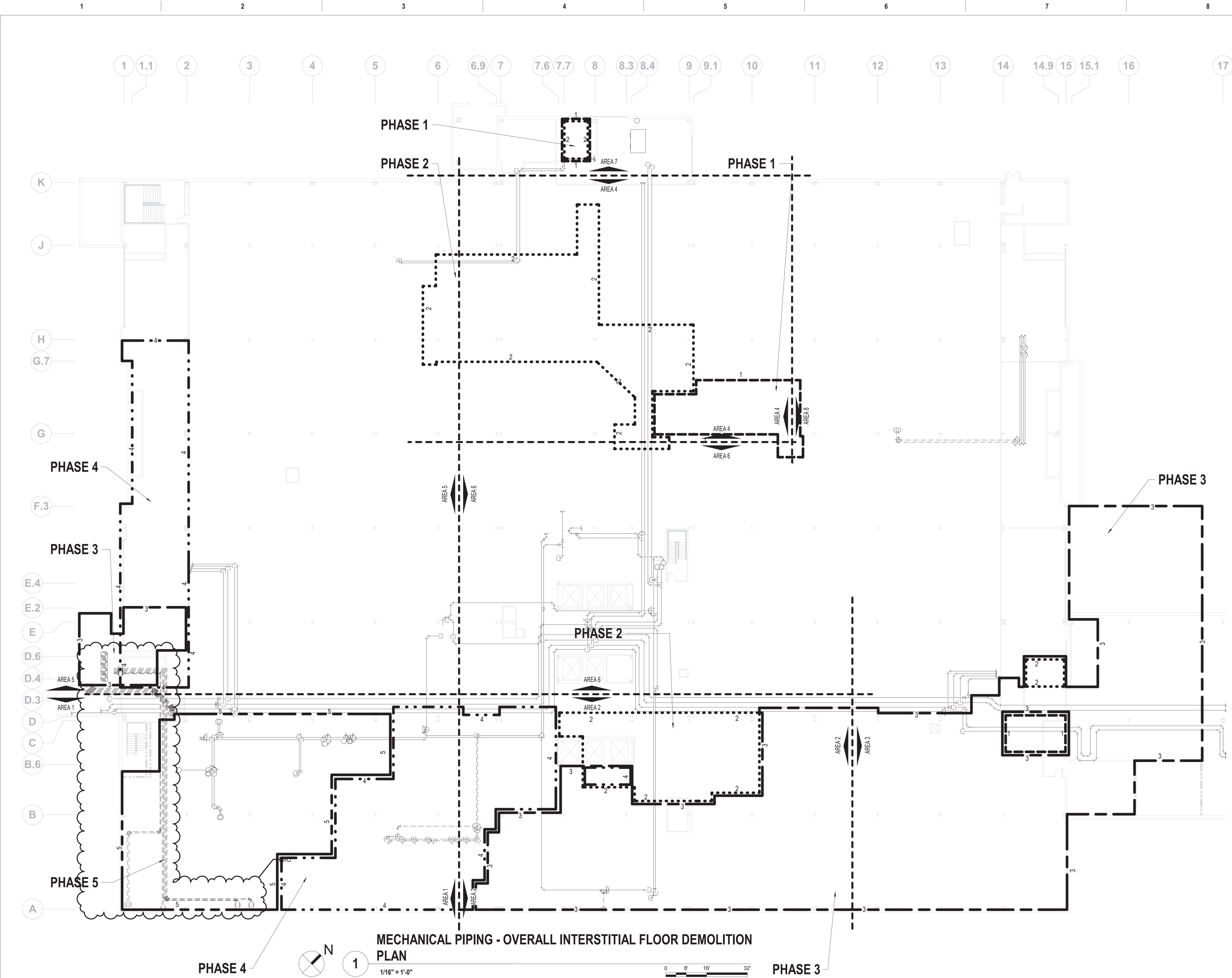
VA CONTRACT NO: 36C24519C0171

		CONSULTANT	<div><p>700 Nicholas Blvd, Suite 300 Elk Grove Village, IL 60007 T: 847.952.9362 F: 847.952.9403 www.bancroft-ae.com</p></div>	STAMP	<div><div>Office of Construction and Facilities Management</div><div> U.S. Department of Veterans Affairs</div></div>	<div>Drawing Title MECHANICAL PIPING - ENLARGED BASEMENT DEMOLITION PLAN - AREA 7/8</div> <div>Approved: Project Director</div>	Phase BID DOCUMENTS SUBMITTAL	<div>Project Title RENOVATE/UPGRADE NUTRITION & FOOD SERVICE KITCHEN</div> <div>Location MARTINSBURG VA MEDICAL CENTER</div>	<div>Project Number 613-19-103</div> <div>Building Number 500</div> <div>Drawing Number MPD100.7</div>
<div>BID DOCUMENTS SUBMITTAL</div> <div>100% CONSTRUCTION DOCUMENTS SUBMISSION</div> <div>95% CONSTRUCTION DOCUMENTS SUBMISSION</div> <div>Revisions:</div>		<div>11/24/2021</div> <div>07/23/2021</div> <div>02/12/2021</div> <div>Date:</div>							



	FIRE BARRIER LEGEND
	1 HOUR FIRE & SMOKE SEPARATION 2 HOUR FIRE & SMOKE SEPARATION
GENERAL MECHANICAL DEMOLITION NOTES	
A.	CONTRACTOR IS RESPONSIBLE FOR ALL MODIFICATIONS TO THE EXISTING PIPING NECESSARY TO PERMIT THE INSTALLATION OF NEW WORK.
B.	PROVIDE TEMPORARY CONNECTIONS TO MAINTAIN EXISTING SYSTEM IN SERVICE DURING CONSTRUCTION.
C.	REMOVE, RELOCATE, AND EXTEND EXISTING INSTALLATIONS TO ACCOMMODATE NEW CONSTRUCTION.
D.	CONTRACTOR TO COORDINATE WITH VA/COR FOR ALL MECHANICAL SERVICE OUTAGES.
F.	CONTRACTOR SHALL BE RESPONSIBLE FOR ANY DAMAGE TO FINISHES OR COMPONENTS NOT SCHEDULED FOR DEMOLITION. DAMAGED ITEMS SHALL BE REPLACED OR REPAIRED TO MEET OR EXCEED FORMER CONDITIONS.
G.	REMOVE ALL ASSOCIATED CLAMPS, HANGERS, SUPPORTS, ETC. ASSOCIATED WITH PIPING REMOVAL.
H.	EXISTING OPENINGS IN CONCRETE SLAB TO BE SEALED. SEE ARCHITECTURAL FOR DETAILS. CONTRACTOR SHALL VERIFY AND BE RESPONSIBLE FOR EXACT NUMBER OF OPENINGS REQUIRING SEALING.
I.	PRIOR TO START OF DEMOLITION, GC SHALL ENSURE THAT A CURRENT VA PROVIDED HAZARDOUS MATERIAL SURVEY HAS BEEN CONDUCTED IDENTIFYING ALL HAZARDOUS MATERIAL FOUND IN SOW AREAS. GC TO VERIFY QUANTITIES AND LOCATIONS OF ALL HAZARDOUS MATERIALS FOUND TO BE REMOVED PRIOR TO DEMOLITION. REMOVAL TO BE IN ACCORDANCE WITH ANY REGULATORY PLANS OR APPROVALS IN STATE OF WEST VIRGINIA. APPROXIMATE LINEAR LENGTH OF PIPING TO BE REMOVED: 2800FT.
J.	REVIEW THIS DRAWING IN CONJUNCTION WITH SHEETS GI401 & GI403 AND CORRESPONDING ARCHITECTURAL, FIRE PROTECTION, PLUMBING, MECHANICAL, ELECTRICAL, AND FOOD SERVICE DEMOLITION AND NEW WORK DRAWINGS FOR A FULL SCOPE OF PROJECT CONSTRUCTION PHASING. THIS INFORMATION IS SUGGESTED. CONTRACTOR IS ULTIMATELY RESPONSIBLE FOR ALL PHASED CONSTRUCTION PLANNING, SEQUENCING, MEANS, METHODS, PROCEDURES, COORDINATION, AND PERFORMANCE OF THE WORK.
<div>X</div> <h3>MECHANICAL DEMOLITION KEY NOTES</h3> <ol style="list-style-type: none">REMOVE CONDENSING UNITS AND ALL ASSOCIATED PIPING AND COMPONENTS.REMOVE ALL REFRIGERANT PIPING SERVING EVAPORATORS IN BASEMENT. (TYP.)PIPING TO INTERSTITIAL SPACE. NO DEMOLITION WORK IS TO BE DONE IN ADJACENT AREA (AREA 5). REFER TO MP200.5 FOR CONTINUATION.REMOVE EXISTING AIR HANDLING UNIT AC-1 AND ALL ASSOCIATED COMPONENTS INCLUDING SUPPLY FAN, RETURN FAN, DUCTWORK, PIPING, CONTROLS, CONCRETE PAD, ETC.REMOVE 4" CHWS/R PIPING FROM EXISTING AIR HANDLING UNIT AC-1 TO THIS POINT. PREPARE PIPING FOR NEW CONNECTIONS.REMOVE 2 1/2" HWS/R PIPING FROM EXISTING AIR HANDLING UNIT AC-1 TO THIS POINT. PREPARE PIPING FOR NEW CONNECTIONS.REMOVE EXISTING STEAM PREHEAT COIL 500-PH1 AND ALL ASSOCIATED STEAM PIPING AND VALVING.REMOVE EXISTING 1 1/2" MPS/R PIPING FROM EXISTING PREHEAT COIL 500-PH1 TO THIS POINT.REMOVE EXISTING PRV-12. PREPARE STEAM PIPING FOR NEW CONNECTIONS.REMOVE 4" MFS PIPING FROM EXISTING PRV-12 TO THIS POINT. PREPARE PIPING FOR NEW CONNECTIONS.REMOVE EXISTING CHILLED WATER PUMPS P-15 AND P-16 AND ASSOCIATED 5" PIPING TO POINT SHOWN. PREPARE EXISTING 8" CHWS PIPING FOR NEW CONNECTIONS. REMOVE EXISTING CONCRETE PADS THAT PUMPS SIT ON.EXISTING UNIT HEATER UH-15 TO REMAIN.EXISTING PRV TO REMAIN. PROTECT DURING CONSTRUCTION.REMOVE EXISTING STEAM VENT PIPING TO THIS POINT. PREPARE PIPING FOR NEW CONNECTION.	

[illegible]



FIRE BARRIER LEGEND

1 HOUR FIRE & SMOKE SEPARATION

2 HOUR FIRE & SMOKE SEPARATION

PHASING LEGEND

PHASE 1

PHASE 2

PHASE 3

PHASE 4

PHASE 5

GENERAL MECHANICAL DEMOLITION NOTES

A. CONTRACTOR IS RESPONSIBLE FOR ALL MODIFICATIONS TO THE EXISTING PIPING NECESSARY TO PERMIT THE INSTALLATION OF NEW WORK.

B. PROVIDE TEMPORARY CONNECTIONS TO MAINTAIN EXISTING SYSTEM IN SERVICE DURING CONSTRUCTION.

C. REMOVE, RELOCATE, AND EXTEND EXISTING INSTALLATIONS TO ACCOMMODATE NEW CONSTRUCTION.

D. CONTRACTOR TO COORDINATE WITH VA/COR FOR ALL MECHANICAL SERVICE OUTAGES.

F. CONTRACTOR SHALL BE RESPONSIBLE FOR ANY DAMAGE TO FINISHES OR COMPONENTS NOT SCHEDULED FOR DEMOLITION. DAMAGED ITEMS SHALL BE REPLACED OR REPAIRED TO MEET OR EXCEED FORMER CONDITIONS.

G. REMOVE ALL ASSOCIATED CLAMPS, HANGERS, SUPPORTS, ETC. ASSOCIATED WITH PIPING REMOVAL.

H. EXISTING OPENINGS IN CONCRETE SLAB TO BE SEALED. SEE ARCHITECTURAL FOR DETAILS. CONTRACTOR SHALL VERIFY AND BE RESPONSIBLE FOR EXACT NUMBER OF OPENINGS REQUIRING SEALING.

I. PRIOR TO START OF DEMOLITION, GC SHALL ENSURE THAT A CURRENT VA PROVIDED HAZARDOUS MATERIAL SURVEY HAS BEEN CONDUCTED IDENTIFYING ALL HAZARDOUS MATERIAL FOUND IN SOW AREAS. GC TO VERIFY QUANTITIES AND LOCATIONS OF ALL HAZARDOUS MATERIALS FOUND TO BE REMOVED PRIOR TO DEMOLITION. REMOVAL TO BE IN ACCORDANCE WITH ANY REGULATORY PLANS OR APPROVALS IN STATE OF WEST VIRGINIA. APPROXIMATE LINEAR LENGTH OF PIPING TO BE REMOVED: 2800FT.

J. REVIEW THIS DRAWING IN CONJUNCTION WITH SHEETS GI401 & GI403 AND CORRESPONDING ARCHITECTURAL, FIRE PROTECTION, PLUMBING, MECHANICAL, ELECTRICAL, AND FOOD SERVICE DEMOLITION AND NEW WORK DRAWINGS FOR A FULL SCOPE OF PROJECT CONSTRUCTION PHASING. THIS INFORMATION IS SUGGESTED. CONTRACTOR IS ULTIMATELY RESPONSIBLE FOR ALL PHASED CONSTRUCTION PLANNING, SEQUENCING, MEANS, METHODS, PROCEDURES, COORDINATION, AND PERFORMANCE OF THE WORK.

BID DOCUMENTS SUBMITTAL	11/24/2021
100% CONSTRUCTION DOCUMENTS SUBMISSION	07/23/2021
95% CONSTRUCTION DOCUMENTS SUBMISSION	02/12/2021
60% DESIGN DEVELOPMENT	09/11/2020
Revisions:	Date:

CONSULTANT

ARCHITECT/ENGINEER OF RECORD
<div><div><div></div></div><div><div>Bancroft</div></div></div>
700 Nicholas Blvd, Suite 300 Elk Grove Village, IL 60007 T: 847.952.9362 F: 847.952.9403 www.bancroft-ae.com

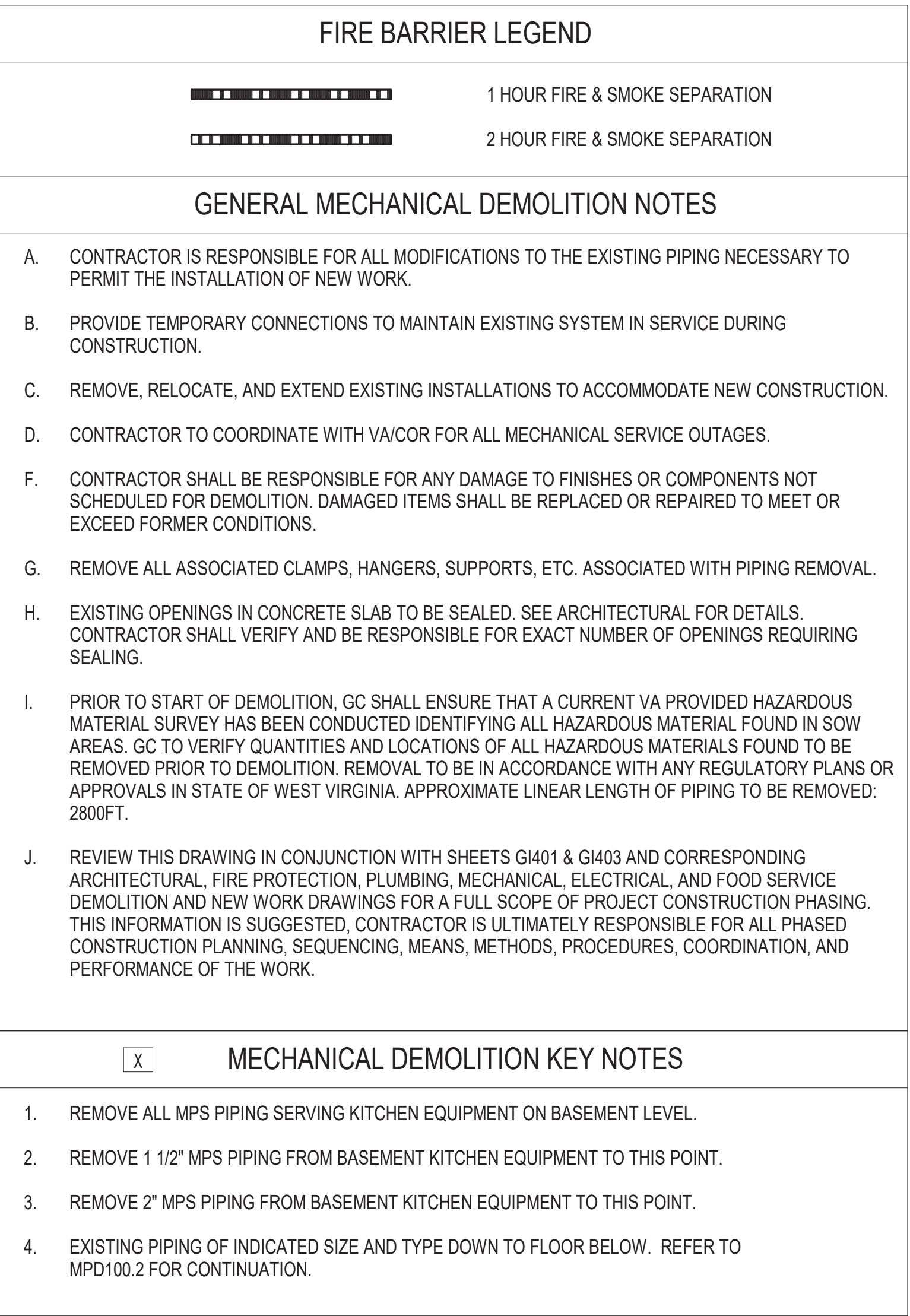
STAMP

Office of Construction and Facilities Management
VA U.S. Department of Veterans Affairs

Drawing Title MECHANICAL PIPING - OVERALL INTERSTITIAL FLOOR DEMOLITION PLAN
Approved: Project Director

Phase BID DOCUMENTS SUBMITTAL
FULLY SPRINKLERED

VA CONTRACT NO: 36C24519C0171			
Project Title RENOVATE/UPGRADE NUTRITION & FOOD SERVICE KITCHEN	Project Number 613-19-103	Building Number 500	
Location MARTINSBURG VA MEDICAL CENTER	Issue Date 11/24/2021	Checked RAH	Drawn TH
			Drawing Number MPD200



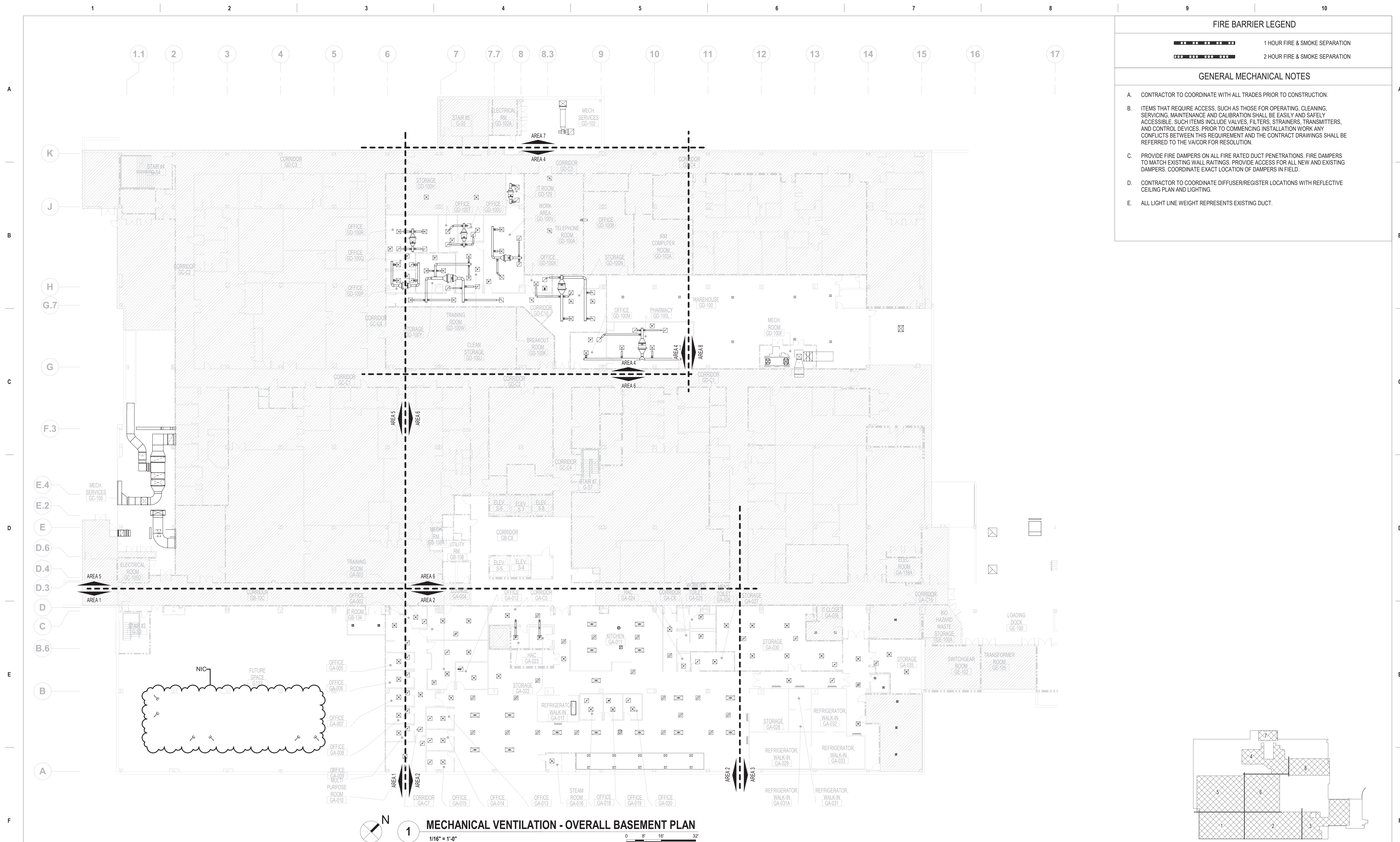
NOT TO
SCALE

VA CONTRACT NO: 36C24519C0171

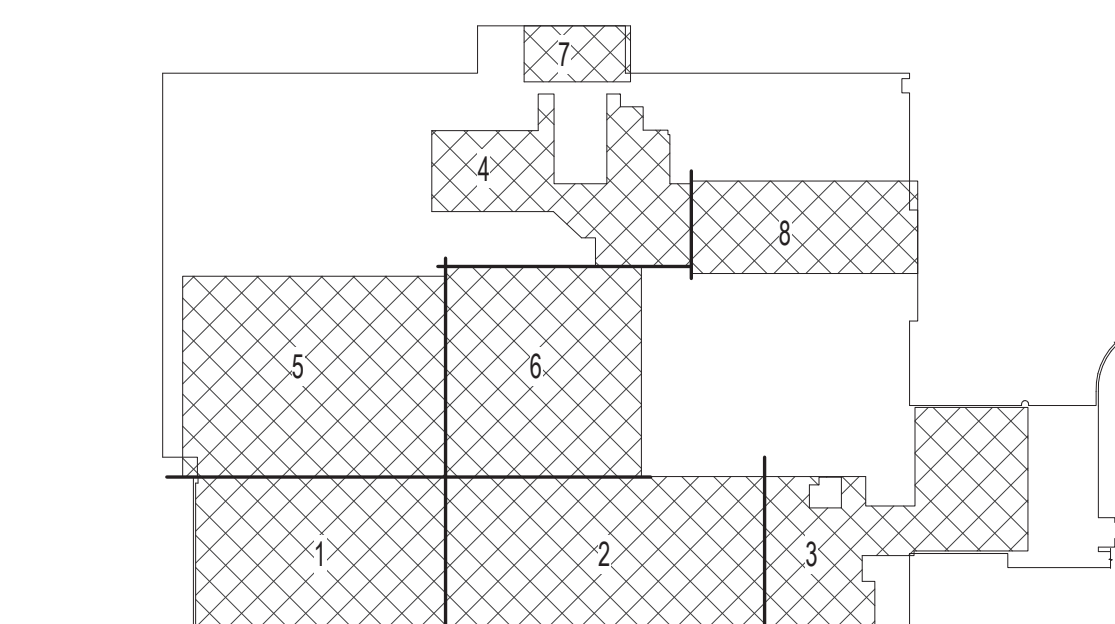
VA FORM 08-6231



Project Title			Project Number	
RENOVATE/UPGRADE NUTRITION & FOOD SERVICE KITCHEN			613-19-103	
Location			Building Number	
MARTINSBURG VA MEDICAL CENTER			500	
Issue Date			Drawing Number	
11/24/2021		Checked RAH	Drawn TH	MPD200.7



1 MECHANICAL VENTILATION - OVERALL BASEMENT PLAN



BASEMENT KEY PLAN

NOT TO
SCALE

VA CONTRACT NO: 36C24519C0171

Project Title RENOVATE/UPGRADE NUTRITION & FOOD SERVICE KITCHEN			Project Number 613-19-103	
Location MARTINSBURG VA MEDICAL CENTER			Building Number 500	
Issue Date 11/24/2021		Checked RAH	Drawn RRR	MH100

BID DOCUMENTS SUBMITTAL	11/24/2021
100% CONSTRUCTION DOCUMENTS SUBMISSION	07/23/2021
95% CONSTRUCTION DOCUMENTS SUBMISSION	02/12/2021
60% DESIGN DEVELOPMENT	09/11/2020
30% SCHEMATIC DESIGN DEVELOPMENT	05/24/2020
Revisions:	Date:

CONSULTANT

ARCHITECT/ENGINEER OF RECORD

STAMP

Office of
Construction
and Facilities
Management

VA

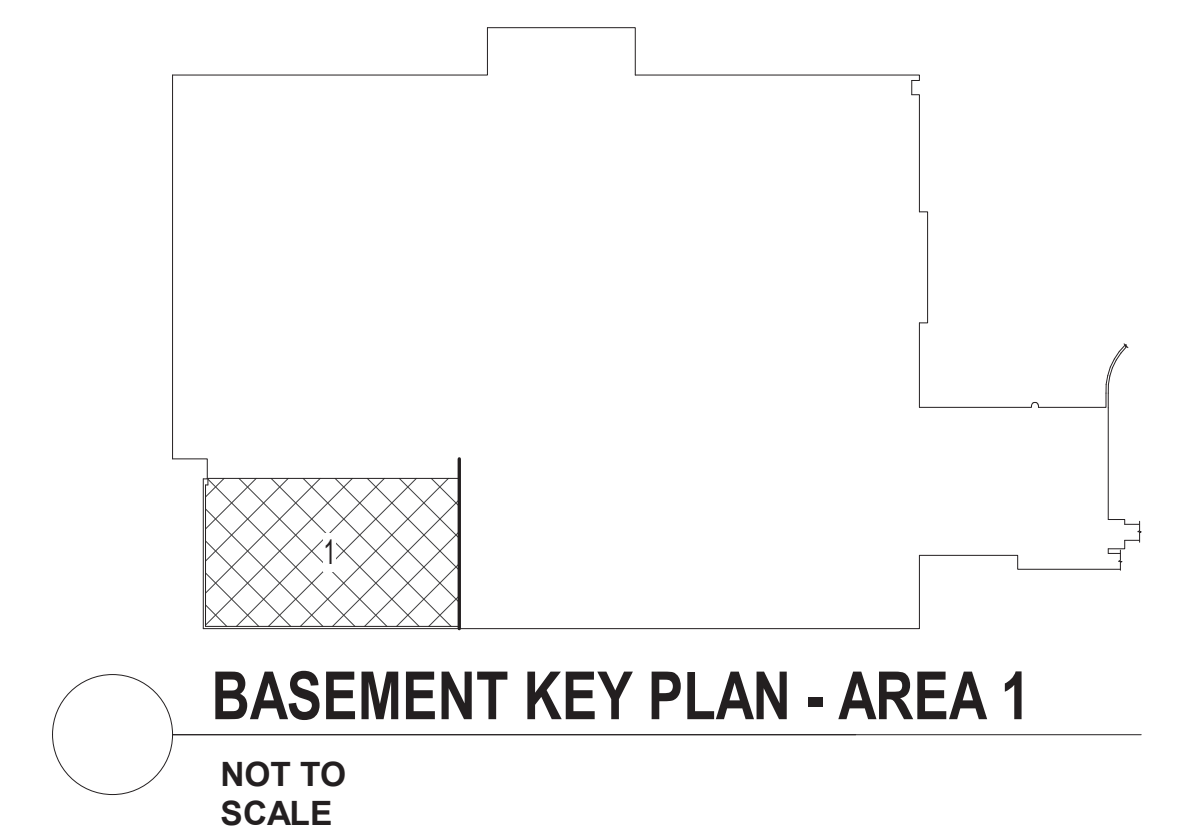
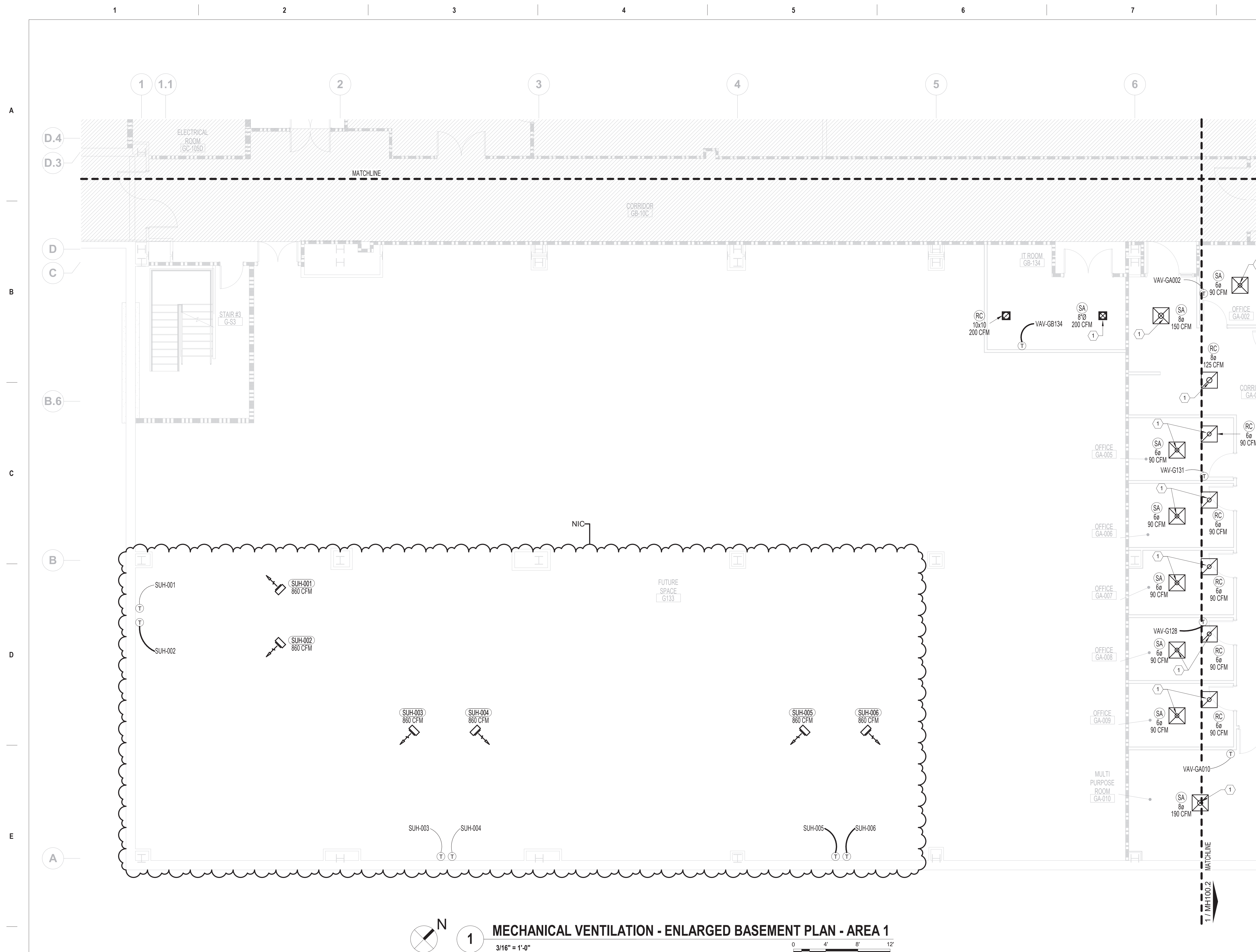
U.S. Department
of Veterans Affairs

Drawing Title	MECHANICAL VENTILATION - OVERALL BASEMENT PLAN
---------------	--

Approved: Project Director

Phase	BID DOCUMENTS SUBMITTAL
-------	-------------------------


FULLY SPRINKLERED



BID DOCUMENTS SUBMITTAL	11/24/2021
100% CONSTRUCTION DOCUMENTS SUBMISSION	07/23/2021
95% CONSTRUCTION DOCUMENTS SUBMISSION	02/12/2021
60% DESIGN DEVELOPMENT	09/11/2020
Revisions:	Date:

[illegible]

ARCHITECT/ENGINEER OF RECORD

 **Bancroft**

700 Nicholas Blvd, Suite 300
Elk Grove Village, IL 60007
T: 847.952.9362 F: 847.952.9403
www.bancroft-ae.com

STAMP

Office of
Construction
and Facilities
Management


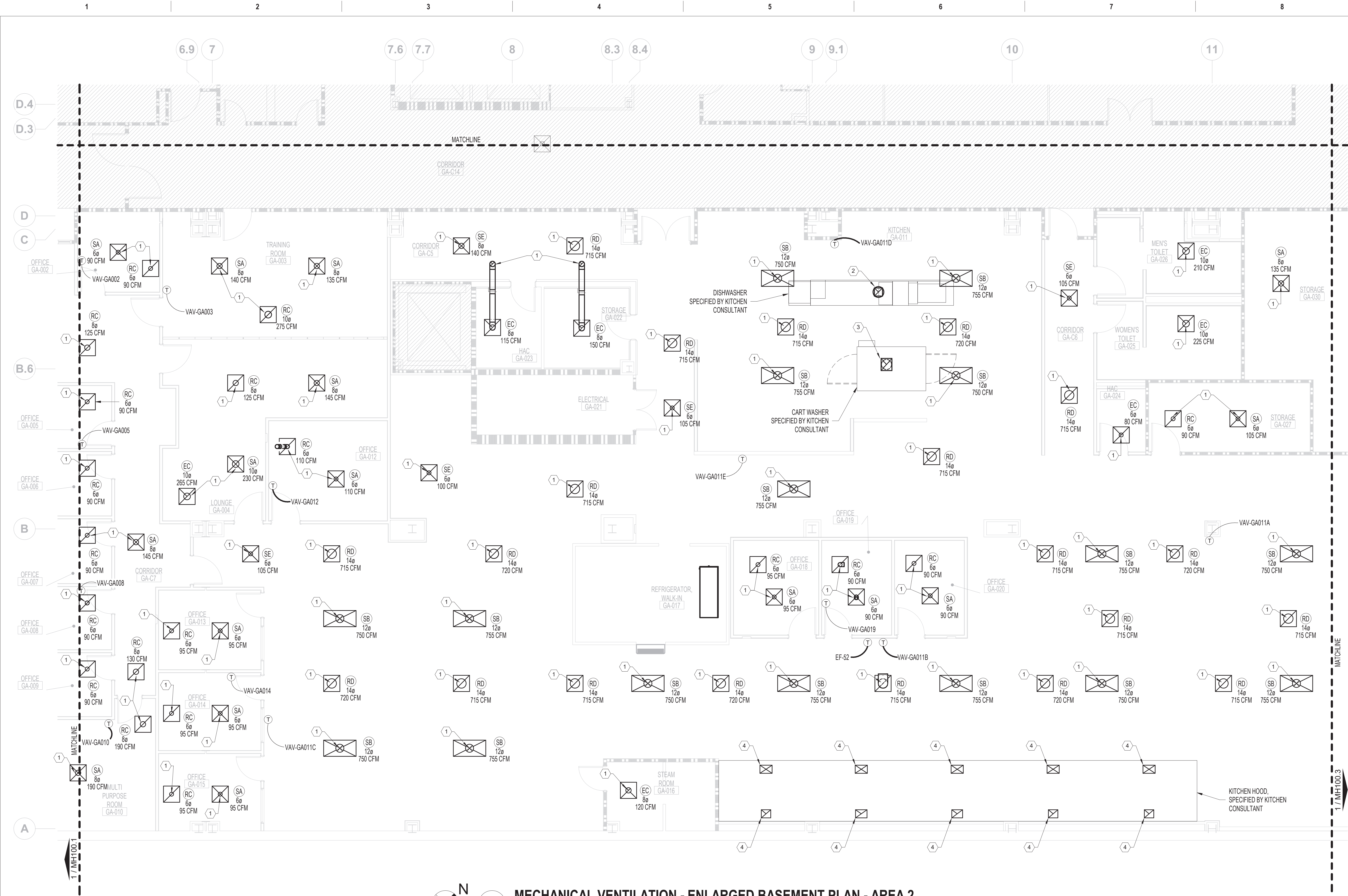
VA U.S. Department
of Veterans Affairs

Drawing Title
MECHANICAL VENTILATION - ENLARGED
BASEMENT PLAN - AREA 1

Approved: Project Director

Phase	BID DOCUMENTS SUBMITTAL
	FULLY SPRINKLERED

Project Title			Project Number
RENOVATE/UPGRADE NUTRITION & FOOD SERVICE KITCHEN			613-19103
Location			Building Number
MARTINSBURG VA MEDICAL CENTER			500
Issue Date	Checked	Drawn	MH100.1
11/24/2021	RAH	RRR	

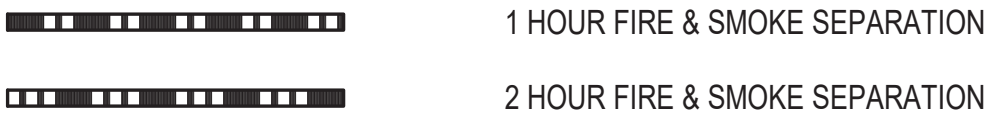


1

MECHANICAL VENTILATION - ENLARGED BASEMENT PLAN - AREA 2
3/16" = 1'-0"



FIRE BARRIER LEGEND

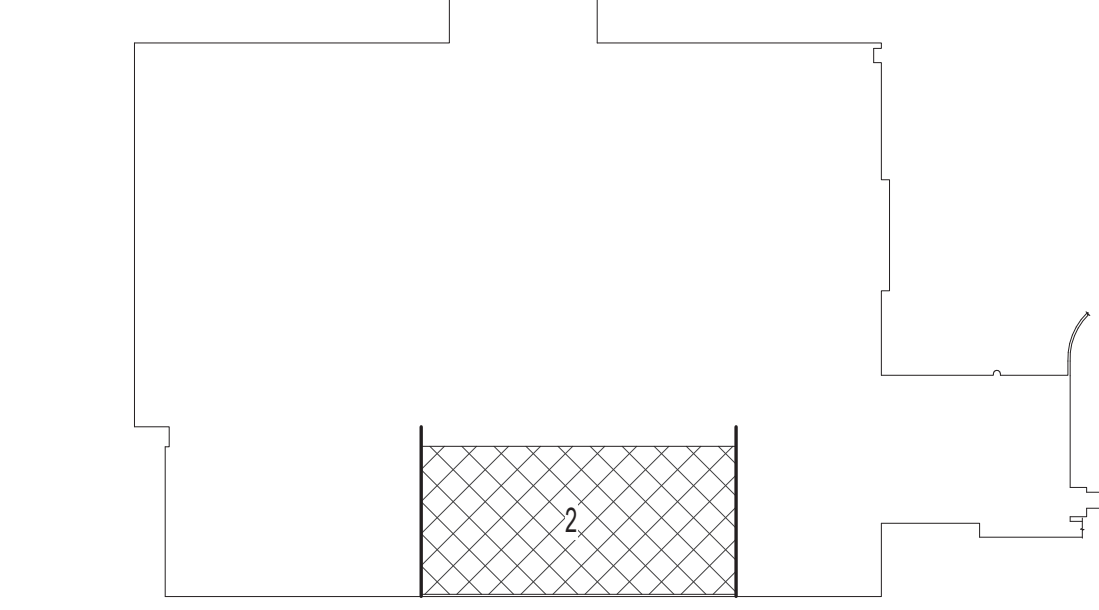


GENERAL MECHANICAL NOTES

- A. CONTRACTOR TO COORDINATE WITH ALL TRADES PRIOR TO CONSTRUCTION.
- B. ITEMS THAT REQUIRE ACCESS, SUCH AS THOSE FOR OPERATING, CLEANING, SERVICING, MAINTENANCE AND CALIBRATION SHALL BE EASILY AND SAFELY ACCESSIBLE. SUCH ITEMS INCLUDE VALVES, FILTERS, STRAINERS, TRANSMITTERS, AND CONTROL DEVICES. PRIOR TO COMMENCING INSTALLATION WORK ANY CONFLICTS BETWEEN THIS REQUIREMENT AND THE CONTRACT DRAWINGS SHALL BE REFERRED TO THE VA/COR FOR RESOLUTION.
- C. PROVIDE FIRE DAMPERS ON ALL FIRE RATED DUCT PENETRATIONS. FIRE DAMPERS TO MATCH EXISTING WALL RAITINGS. PROVIDE ACCESS FOR ALL NEW AND EXISTING DAMPERS. COORDINATE EXACT LOCATION OF DAMPERS IN FIELD.
- D. CONTRACTOR TO COORDINATE DIFFUSER/REGISTER LOCATIONS WITH REFLECTIVE CEILING PLAN AND LIGHTING.
- E. ALL LIGHT LINE WEIGHT REPRESENTS EXISTING DUCT.

MECHANICAL KEY NOTES

- 1. DUCT WITH SIZE MATCHING INDICATED NECK SIZE UP TO INTERSTITIAL SPACE. REFER TO MH200.2 FOR CONTINUATION (TYP.)
- 2. 16"ø UP FROM DISHWASHER (SPECIFIED BY KITCHEN CONSULTANT) TO EXISTING EXHAUST RISER IN INTERSTITIAL.
- 3. 15"ø UP FROM CART WASHER (SPECIFIED BY KITCHEN CONSULTANT) TO EXISTING EXHAUST RISER IN INTERSTITIAL.
- 4. PROVIDE ALL NECESSARY TRANSITIONS TO CONNECT DUCTWORK TO EXHAUST HOOD. COORDINATE WITH KITCHEN CONTRACTOR FOR SIZE AND INSTALLATION PROCEDURES.
- 5. INSTALL KITCHEN EXHAUST HOOD PER MANUFACTURER'S INSTALLATION INSTRUCTIONS. REFER TO KITCHEN CONSULTANT DRAWINGS FOR MORE DETAILS.
- 6. PROVIDE TEMPERATURE SENSOR PER HALTON DESIGN/DRAWINGS FOR CONTROLLING KITCHEN HOOD EQUIPMENT. REFER TO KITCHEN CONSULTANT DRAWINGS FOR MORE INFORMATION.





BASEMENT KEY PLAN - AREA 2
NOT TO SCALE

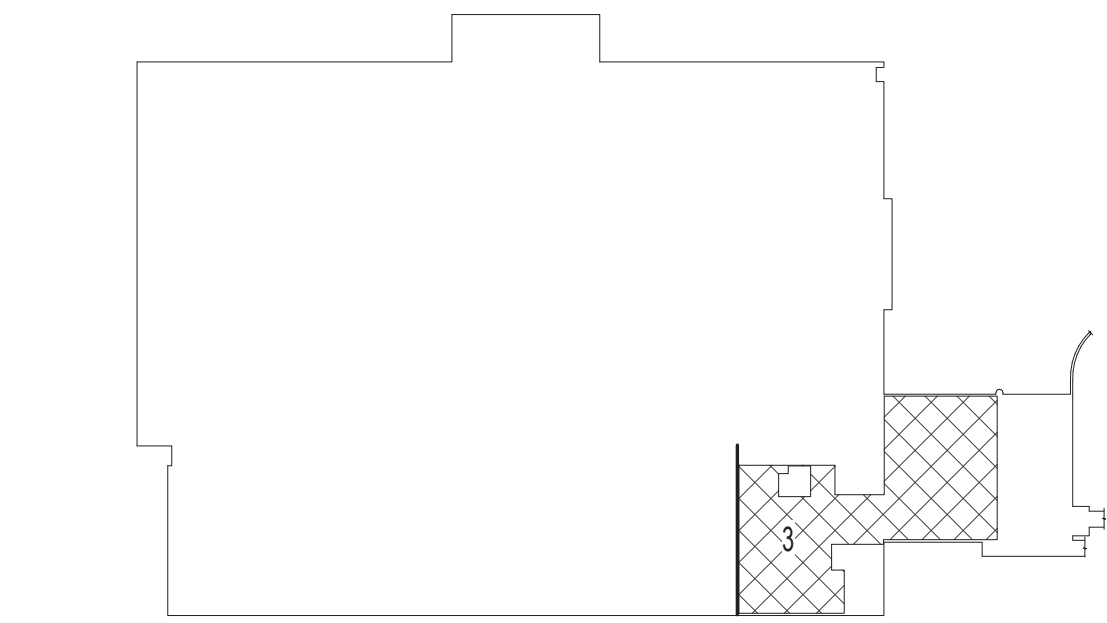
VA CONTRACT NO: 36C24519C0171

BID DOCUMENTS SUBMITTAL 100% CONSTRUCTION DOCUMENTS SUBMISSION 95% CONSTRUCTION DOCUMENTS SUBMISSION 60% DESIGN DEVELOPMENT Revisions: 11/24/2021 07/23/2021 02/12/2021 09/11/2020 Date:		CONSULTANT		ARCHITECT/ENGINEER OF RECORD BANCROFT ARCHITECTS + ENGINEERS 700 Nicholas Blvd, Suite 300 Elk Grove Village, IL 60007 T: 847.952.9362 F: 847.952.9403 www.bancroft-ae.com		STAMP	Office of Construction and Facilities Management U.S. Department of Veterans Affairs	Drawing Title MECHANICAL VENTILATION - ENLARGED BASEMENT PLAN - AREA 2 Approved: Project Director	Phase BID DOCUMENTS SUBMITTAL	Project Title RENOVATE/UPGRADE NUTRITION & FOOD SERVICE KITCHEN	Project Number 613-19-103 Building Number 500 Drawing Number MH100.2
									FULLY SPRINKLERED	Location MARTINSBURG VA MEDICAL CENTER	
										Issue Date 11/24/2021	Checked RAH
										Drawn RRR	




FIRE BARRIER LEGEND	
	1 HOUR FIRE & SMOKE SEPARATION
	2 HOUR FIRE & SMOKE SEPARATION
GENERAL MECHANICAL NOTES	
<p>A. CONTRACTOR TO COORDINATE WITH ALL TRADES PRIOR TO CONSTRUCTION.</p> <p>B. ITEMS THAT REQUIRE ACCESS, SUCH AS THOSE FOR OPERATING, CLEANING, SERVICING, MAINTENANCE AND CALIBRATION SHALL BE EASILY AND SAFELY ACCESSIBLE. SUCH ITEMS INCLUDE VALVES, FILTERS, STRAINERS, TRANSMITTERS, AND CONTROL DEVICES. PRIOR TO COMMENCING INSTALLATION WORK ANY CONFLICTS BETWEEN THIS REQUIREMENT AND THE CONTRACT DRAWINGS SHALL BE REFERRED TO THE VA/COR FOR RESOLUTION.</p> <p>C. PROVIDE FIRE DAMPERS ON ALL FIRE RATED DUCT PENETRATIONS. FIRE DAMPERS TO MATCH EXISTING WALL RATINGS. PROVIDE ACCESS FOR ALL NEW AND EXISTING DAMPERS. COORDINATE EXACT LOCATION OF DAMPERS IN FIELD.</p> <p>D. CONTRACTOR TO COORDINATE DIFFUSER/REGISTER LOCATIONS WITH REFLECTIVE CEILING PLAN AND LIGHTING.</p> <p>E. ALL LIGHT LINE WEIGHT REPRESENTS EXISTING DUCT.</p>	
MECHANICAL KEY NOTES	
<p>1. DUCT WITH SIZE MATCHING INDICATED NECK SIZE UP TO INTERSTITIAL SPACE. REFER TO MH200.3 FOR CONTINUATION. (TYP.)</p> <p>2. EXISTING DIFFUSER TO REMAIN. NEW CONNECTION TO BE MADE IN INTERSTITIAL SPACE. REBALANCE TO MATCH AIR FLOW RATE INDICATED ON DRAWINGS.</p>	

MECHANICAL VENTILATION - ENLARGED BASEMENT PLAN - AREA 3
3/16" = 1'-0"



BASEMENT KEY PLAN - AREA 3
NOT TO SCALE

VA CONTRACT NO: 36C24519C0171

		CONSULTANT	<div><p>700 Nicholas Blvd, Suite 300 Elk Grove Village, IL 60007 T: 847.952.9342 F: 847.952.9403 www.bancroft-ae.com</p></div>	STAMP	<div><div>Office of Construction and Facilities Management</div><div><div>VA</div><div>U.S. Department of Veterans Affairs</div></div></div>	Drawing Title MECHANICAL VENTILATION - ENLARGED BASEMENT PLAN - AREA 3	Phase BID DOCUMENTS SUBMITTAL	Project Title RENOVATE/UPGRADE NUTRITION & FOOD SERVICE KITCHEN	Project Number 613-19-103			
BID DOCUMENTS SUBMITTAL		11/24/2021				Approved: Project Director						
100% CONSTRUCTION DOCUMENTS SUBMISSION		07/23/2021					FULLY SPRINKLERED	Location MARTINSBURG VA MEDICAL CENTER	Drawing Number			
95% CONSTRUCTION DOCUMENTS SUBMISSION		02/12/2021						Issue Date 11/24/2021	Checked RAH	Drawn RRR		
60% DESIGN DEVELOPMENT		09/11/2020								MH100.3		
Revisions:		Date:										



Project Title RENOVATE/UPGRADE NUTRITION & FOOD SERVICE KITCHEN			Project Number 613-19-103	
			Building Number 500	
Location MARTINSBURG VA MEDICAL CENTER			Drawing Number	
Issue Date 11/24/2021	Checked RAH	Drawn RRR	MH100.7	

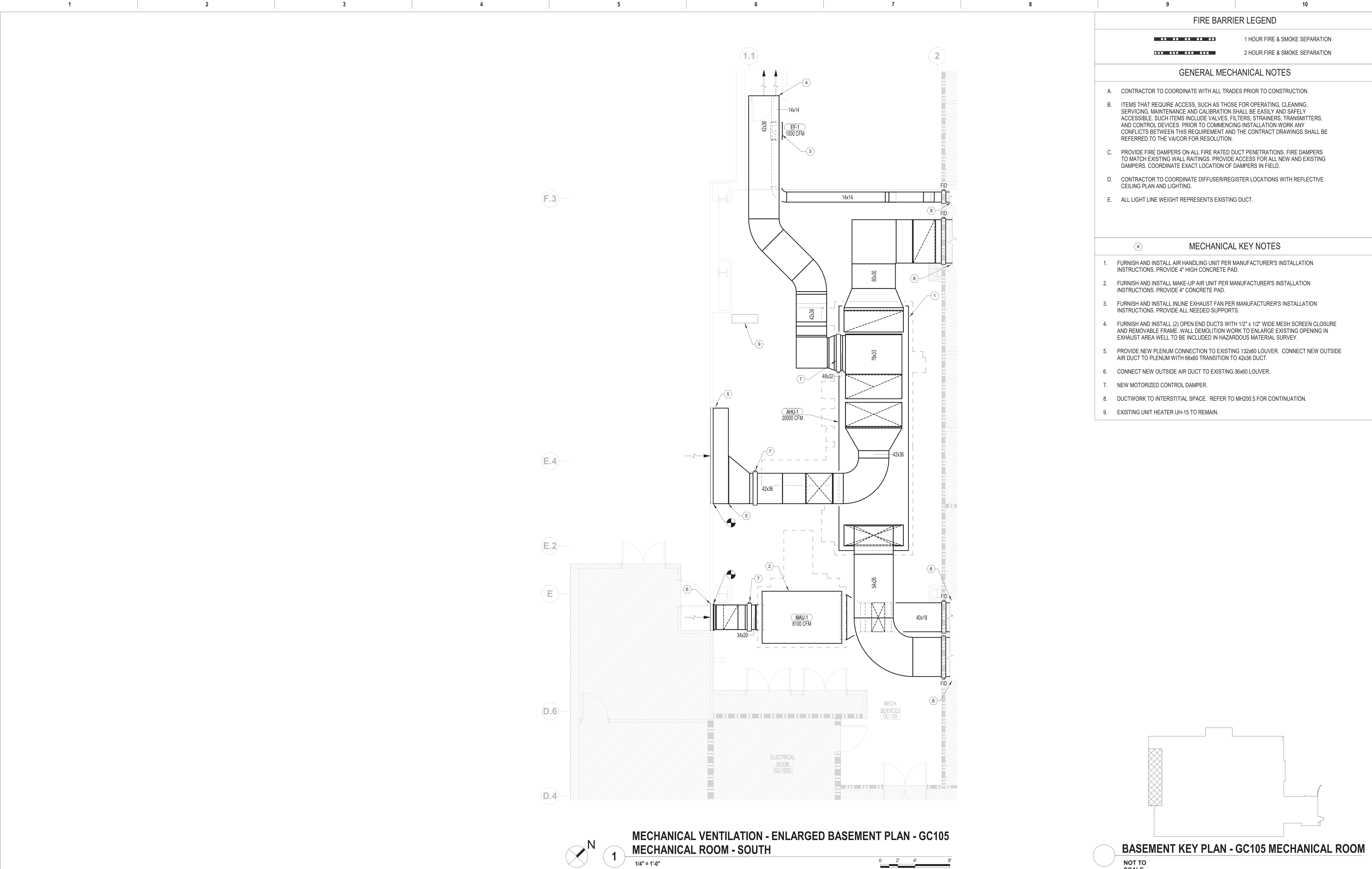
BID DOCUMENTS SUBMITTAL	11/24/2021
100% CONSTRUCTION DOCUMENTS SUBMISSION	07/23/2021
95% CONSTRUCTION DOCUMENTS SUBMISSION	02/12/2021
Revisions:	Date:

 **Bancroft** 

700 Nicholas Blvd. Suite 300
Elk Grove Village, IL 60007
T: 847.952.9362 F: 847.952.9403
www.bancroft-ae.com

BANCROFT ARCHITECTS + ENGINEERS

FULLY SPRINKLERED



		CONSULTANT	ARCHITECT/ENGINEER OF RECORD	STAMP	Office of Construction and Facilities Management	Drawing Title MECHANICAL VENTILATION - ENLARGED BASEMENT PLAN - GC105 MECHANICAL ROOM	Phase BID DOCUMENTS SUBMITTAL	VA CONTRACT NO: 36C24519C0171			
								Project Title RENOVATE/UPGRADE NUTRITION & FOOD SERVICE KITCHEN		Project Number 613-19-103	
								Location MARTINSBURG VA MEDICAL CENTER		Building Number 500	
								Issue Date 11/24/2021	Checked RAH	Drawn RRR	
								Drawing Number MH100.8			
BID DOCUMENTS SUBMITTAL	11/24/2021										
100% CONSTRUCTION DOCUMENTS SUBMISSION	07/23/2021										
95% CONSTRUCTION DOCUMENTS SUBMISSION	02/12/2021										
60% DESIGN DEVELOPMENT	09/11/2020										
Revisions:	Date:										

		CONSULTANT	ARCHITECT/ENGINEER OF RECORD	STAMP	Office of Construction and Facilities Management	Drawing Title MECHANICAL VENTILATION - ENLARGED BASEMENT PLAN - GC105 MECHANICAL ROOM	Phase BID DOCUMENTS SUBMITTAL	VA CONTRACT NO: 36C24519C0171			
								Project Title RENOVATE/UPGRADE NUTRITION & FOOD SERVICE KITCHEN		Project Number 613-19-103	
								Location MARTINSBURG VA MEDICAL CENTER		Building Number 500	
								Issue Date 11/24/2021	Checked RAH	Drawn RRR	
								Drawing Number MH100.8			
BID DOCUMENTS SUBMITTAL	11/24/2021										
100% CONSTRUCTION DOCUMENTS SUBMISSION	07/23/2021										
95% CONSTRUCTION DOCUMENTS SUBMISSION	02/12/2021										
60% DESIGN DEVELOPMENT	09/11/2020										
Revisions:	Date:										

		CONSULTANT	ARCHITECT/ENGINEER OF RECORD	STAMP	Office of Construction and Facilities Management	Drawing Title MECHANICAL VENTILATION - ENLARGED BASEMENT PLAN - GC105 MECHANICAL ROOM	Phase BID DOCUMENTS SUBMITTAL	VA CONTRACT NO: 36C24519C0171			
								Project Title RENOVATE/UPGRADE NUTRITION & FOOD SERVICE KITCHEN		Project Number 613-19-103	
								Location MARTINSBURG VA MEDICAL CENTER		Building Number 500	
								Issue Date 11/24/2021	Checked RAH	Drawn RRR	
								Drawing Number MH100.8			
BID DOCUMENTS SUBMITTAL	11/24/2021										
100% CONSTRUCTION DOCUMENTS SUBMISSION	07/23/2021										
95% CONSTRUCTION DOCUMENTS SUBMISSION	02/12/2021										
60% DESIGN DEVELOPMENT	09/11/2020										
Revisions:	Date:										

		CONSULTANT	ARCHITECT/ENGINEER OF RECORD	STAMP	Office of Construction and Facilities Management	Drawing Title MECHANICAL VENTILATION - ENLARGED BASEMENT PLAN - GC105 MECHANICAL ROOM	Phase BID DOCUMENTS SUBMITTAL	VA CONTRACT NO: 36C24519C0171			
								Project Title RENOVATE/UPGRADE NUTRITION & FOOD SERVICE KITCHEN		Project Number 613-19-103	
								Location MARTINSBURG VA MEDICAL CENTER		Building Number 500	
								Issue Date 11/24/2021	Checked RAH	Drawn RRR	
								Drawing Number MH100.8			
BID DOCUMENTS SUBMITTAL	11/24/2021										
100% CONSTRUCTION DOCUMENTS SUBMISSION	07/23/2021										
95% CONSTRUCTION DOCUMENTS SUBMISSION	02/12/2021										
60% DESIGN DEVELOPMENT	09/11/2020										
Revisions:	Date:										

		CONSULTANT	ARCHITECT/ENGINEER OF RECORD	STAMP	Office of Construction and Facilities Management	Drawing Title MECHANICAL VENTILATION - ENLARGED BASEMENT PLAN - GC105 MECHANICAL ROOM	Phase BID DOCUMENTS SUBMITTAL	VA CONTRACT NO: 36C24519C0171			
								Project Title RENOVATE/UPGRADE NUTRITION & FOOD SERVICE KITCHEN		Project Number 613-19-103	
								Location MARTINSBURG VA MEDICAL CENTER		Building Number 500	
								Issue Date 11/24/2021	Checked RAH	Drawn RRR	
								Drawing Number MH100.8			
BID DOCUMENTS SUBMITTAL	11/24/2021										
100% CONSTRUCTION DOCUMENTS SUBMISSION	07/23/2021										
95% CONSTRUCTION DOCUMENTS SUBMISSION	02/12/2021										
60% DESIGN DEVELOPMENT	09/11/2020										
Revisions:	Date:										

		CONSULTANT	ARCHITECT/ENGINEER OF RECORD	STAMP	Office of Construction and Facilities Management	Drawing Title MECHANICAL VENTILATION - ENLARGED BASEMENT PLAN - GC105 MECHANICAL ROOM	Phase BID DOCUMENTS SUBMITTAL	VA CONTRACT NO: 36C24519C0171			
								Project Title RENOVATE/UPGRADE NUTRITION & FOOD SERVICE KITCHEN		Project Number 613-19-103	
								Location MARTINSBURG VA MEDICAL CENTER		Building Number 500	
								Issue Date 11/24/2021	Checked RAH	Drawn RRR	
								Drawing Number MH100.8			
BID DOCUMENTS SUBMITTAL	11/24/2021										
100% CONSTRUCTION DOCUMENTS SUBMISSION	07/23/2021										
95% CONSTRUCTION DOCUMENTS SUBMISSION	02/12/2021										
60% DESIGN DEVELOPMENT	09/11/2020										
Revisions:	Date:										

		CONSULTANT	ARCHITECT/ENGINEER OF RECORD	STAMP	Office of Construction and Facilities Management	Drawing Title MECHANICAL VENTILATION - ENLARGED BASEMENT PLAN - GC105 MECHANICAL ROOM	Phase BID DOCUMENTS SUBMITTAL	VA CONTRACT NO: 36C24519C0171			
								Project Title RENOVATE/UPGRADE NUTRITION & FOOD SERVICE KITCHEN		Project Number 613-19-103	
								Location MARTINSBURG VA MEDICAL CENTER		Building Number 500	
								Issue Date 11/24/2021	Checked RAH	Drawn RRR	
								Drawing Number MH100.8			
BID DOCUMENTS SUBMITTAL	11/24/2021										
100% CONSTRUCTION DOCUMENTS SUBMISSION	07/23/2021										
95% CONSTRUCTION DOCUMENTS SUBMISSION	02/12/2021										
60% DESIGN DEVELOPMENT	09/11/2020										
Revisions:	Date:										

		CONSULTANT	ARCHITECT/ENGINEER OF RECORD	STAMP	Office of Construction and Facilities Management	Drawing Title MECHANICAL VENTILATION - ENLARGED BASEMENT PLAN - GC105 MECHANICAL ROOM	Phase BID DOCUMENTS SUBMITTAL	VA CONTRACT NO: 36C24519C0171			
								Project Title RENOVATE/UPGRADE NUTRITION & FOOD SERVICE KITCHEN		Project Number 613-19-103	
								Location MARTINSBURG VA MEDICAL CENTER		Building Number 500	
								Issue Date 11/24/2021	Checked RAH	Drawn RRR	
								Drawing Number MH100.8			
BID DOCUMENTS SUBMITTAL	11/24/2021										
100% CONSTRUCTION DOCUMENTS SUBMISSION	07/23/2021										
95% CONSTRUCTION DOCUMENTS SUBMISSION	02/12/2021										
60% DESIGN DEVELOPMENT	09/11/2020										
Revisions:	Date:										

		CONSULTANT	ARCHITECT/ENGINEER OF RECORD	STAMP	Office of Construction and Facilities Management	Drawing Title MECHANICAL VENTILATION - ENLARGED BASEMENT PLAN - GC105 MECHANICAL ROOM	Phase BID DOCUMENTS SUBMITTAL	VA CONTRACT NO: 36C24519C0171			
								Project Title RENOVATE/UPGRADE NUTRITION & FOOD SERVICE KITCHEN		Project Number 613-19-103	
								Location MARTINSBURG VA MEDICAL CENTER		Building Number 500	
								Issue Date 11/24/2021	Checked RAH	Drawn RRR	
								Drawing Number MH100.8			
BID DOCUMENTS SUBMITTAL	11/24/2021										
100% CONSTRUCTION DOCUMENTS SUBMISSION	07/23/2021										
95% CONSTRUCTION DOCUMENTS SUBMISSION	02/12/2021										
60% DESIGN DEVELOPMENT	09/11/2020										
Revisions:	Date:										

		CONSULTANT	ARCHITECT/ENGINEER OF RECORD	STAMP	Office of Construction and Facilities Management	Drawing Title MECHANICAL VENTILATION - ENLARGED BASEMENT PLAN - GC105 MECHANICAL ROOM	Phase BID DOCUMENTS SUBMITTAL	VA CONTRACT NO: 36C24519C0171			
								Project Title RENOVATE/UPGRADE NUTRITION & FOOD SERVICE KITCHEN		Project Number 613-19-103	
								Location MARTINSBURG VA MEDICAL CENTER		Building Number 500	
								Issue Date 11/24/2021	Checked RAH	Drawn RRR	
								Drawing Number MH100.8			
BID DOCUMENTS SUBMITTAL	11/24/2021										
100% CONSTRUCTION DOCUMENTS SUBMISSION	07/23/2021										
95% CONSTRUCTION DOCUMENTS SUBMISSION	02/12/2021										
60% DESIGN DEVELOPMENT	09/11/2020										
Revisions:	Date:										

		CONSULTANT	ARCHITECT/ENGINEER OF RECORD	STAMP	Office of Construction and Facilities Management	Drawing Title MECHANICAL VENTILATION - ENLARGED BASEMENT PLAN - GC105 MECHANICAL ROOM	Phase BID DOCUMENTS SUBMITTAL	VA CONTRACT NO: 36C24519C0171			
								Project Title RENOVATE/UPGRADE NUTRITION & FOOD SERVICE KITCHEN		Project Number 613-19-103	
								Location MARTINSBURG VA MEDICAL CENTER		Building Number 500	
								Issue Date 11/24/2021	Checked RAH	Drawn RRR	
								Drawing Number MH100.8			
BID DOCUMENTS SUBMITTAL	11/24/2021										
100% CONSTRUCTION DOCUMENTS SUBMISSION	07/23/2021										
95% CONSTRUCTION DOCUMENTS SUBMISSION	02/12/2021										
60% DESIGN DEVELOPMENT	09/11/2020										
Revisions:	Date:										

		CONSULTANT	ARCHITECT/ENGINEER OF RECORD	STAMP	Office of Construction and Facilities Management	Drawing Title MECHANICAL VENTILATION - ENLARGED BASEMENT PLAN - GC105 MECHANICAL ROOM	Phase BID DOCUMENTS SUBMITTAL	VA CONTRACT NO: 36C24519C0171			
								Project Title RENOVATE/UPGRADE NUTRITION & FOOD SERVICE KITCHEN		Project Number 613-19-103	
								Location MARTINSBURG VA MEDICAL CENTER		Building Number 500	
								Issue Date 11/24/2021	Checked RAH	Drawn RRR	
								Drawing Number MH100.8			
BID DOCUMENTS SUBMITTAL	11/24/2021										
100% CONSTRUCTION DOCUMENTS SUBMISSION	07/23/2021										
95% CONSTRUCTION DOCUMENTS SUBMISSION	02/12/2021										
60% DESIGN DEVELOPMENT	09/11/2020										
Revisions:	Date:										

		CONSULTANT	ARCHITECT/ENGINEER OF RECORD	STAMP	Office of Construction and Facilities Management	Drawing Title MECHANICAL VENTILATION - ENLARGED BASEMENT PLAN - GC105 MECHANICAL ROOM	Phase BID DOCUMENTS SUBMITTAL	VA CONTRACT NO: 36C24519C0171			
								Project Title RENOVATE/UPGRADE NUTRITION & FOOD SERVICE KITCHEN		Project Number 613-19-103	
								Location MARTINSBURG VA MEDICAL CENTER		Building Number 500	
								Issue Date 11/24/2021	Checked RAH	Drawn RRR	
								Drawing Number MH100.8			
BID DOCUMENTS SUBMITTAL	11/24/2021										
100% CONSTRUCTION DOCUMENTS SUBMISSION	07/23/2021										
95% CONSTRUCTION DOCUMENTS SUBMISSION	02/12/2021										
60% DESIGN DEVELOPMENT	09/11/2020										
Revisions:	Date:										

		CONSULTANT	ARCHITECT/ENGINEER OF RECORD	STAMP	Office of Construction and Facilities Management	Drawing Title MECHANICAL VENTILATION - ENLARGED BASEMENT PLAN - GC105 MECHANICAL ROOM	Phase BID DOCUMENTS SUBMITTAL	VA CONTRACT NO: 36C24519C0171			
								Project Title RENOVATE/UPGRADE NUTRITION & FOOD SERVICE KITCHEN		Project Number 613-19-103	
								Location MARTINSBURG VA MEDICAL CENTER		Building Number 500	
								Issue Date 11/24/2021	Checked RAH	Drawn RRR	
								Drawing Number MH100.8			
BID DOCUMENTS SUBMITTAL	11/24/2021										
100% CONSTRUCTION DOCUMENTS SUBMISSION	07/23/2021										
95% CONSTRUCTION DOCUMENTS SUBMISSION	02/12/2021										
60% DESIGN DEVELOPMENT	09/11/2020										
Revisions:	Date:										

		CONSULTANT	ARCHITECT/ENGINEER OF RECORD	STAMP	Office of Construction and Facilities Management	Drawing Title MECHANICAL VENTILATION - ENLARGED BASEMENT PLAN - GC105 MECHANICAL ROOM	Phase BID DOCUMENTS SUBMITTAL	VA CONTRACT NO: 36C24519C0171			
								Project Title RENOVATE/UPGRADE NUTRITION & FOOD SERVICE KITCHEN		Project Number 613-19-103	
								Location MARTINSBURG VA MEDICAL CENTER		Building Number 500	
								Issue Date 11/24/2021	Checked RAH	Drawn RRR	
								Drawing Number MH100.8			
BID DOCUMENTS SUBMITTAL	11/24/2021										
100% CONSTRUCTION DOCUMENTS SUBMISSION	07/23/2021										
95% CONSTRUCTION DOCUMENTS SUBMISSION	02/12/2021										
60% DESIGN DEVELOPMENT	09/11/2020										
Revisions:	Date:										

		CONSULTANT	ARCHITECT/ENGINEER OF RECORD	STAMP	Office of Construction and Facilities Management	Drawing Title MECHANICAL VENTILATION - ENLARGED BASEMENT PLAN - GC105 MECHANICAL ROOM	Phase BID DOCUMENTS SUBMITTAL	VA CONTRACT NO: 36C24519C0171			
								Project Title RENOVATE/UPGRADE NUTRITION & FOOD SERVICE KITCHEN		Project Number 613-19-103	
								Location MARTINSBURG VA MEDICAL CENTER		Building Number 500	
								Issue Date 11/24/2021	Checked RAH	Drawn RRR	
								Drawing Number MH100.8			
BID DOCUMENTS SUBMITTAL	11/24/2021										
100% CONSTRUCTION DOCUMENTS SUBMISSION	07/23/2021										
95% CONSTRUCTION DOCUMENTS SUBMISSION	02/12/2021										
60% DESIGN DEVELOPMENT	09/11/2020										
Revisions:	Date:										

		CONSULTANT	ARCHITECT/ENGINEER OF RECORD	STAMP	Office of Construction and Facilities Management	Drawing Title MECHANICAL VENTILATION - ENLARGED BASEMENT PLAN - GC105 MECHANICAL ROOM	Phase BID DOCUMENTS SUBMITTAL	VA CONTRACT NO: 36C24519C0171			
								Project Title RENOVATE/UPGRADE NUTRITION & FOOD SERVICE KITCHEN		Project Number 613-19-103	
								Location MARTINSBURG VA MEDICAL CENTER		Building Number 500	
								Issue Date 11/24/2021	Checked RAH	Drawn RRR	
								Drawing Number MH100.8			
BID DOCUMENTS SUBMITTAL	11/24/2021										
100% CONSTRUCTION DOCUMENTS SUBMISSION	07/23/2021										
95% CONSTRUCTION DOCUMENTS SUBMISSION	02/12/2021										
60% DESIGN DEVELOPMENT	09/11/2020										
Revisions:	Date:										

		CONSULTANT	ARCHITECT/ENGINEER OF RECORD	STAMP	Office of Construction and Facilities Management	Drawing Title MECHANICAL VENTILATION - ENLARGED BASEMENT PLAN - GC105 MECHANICAL ROOM	Phase BID DOCUMENTS SUBMITTAL	VA CONTRACT NO: 36C24519C0171			
								Project Title RENOVATE/UPGRADE NUTRITION & FOOD SERVICE KITCHEN		Project Number 613-19-103	
								Location MARTINSBURG VA MEDICAL CENTER		Building Number 500	
								Issue Date 11/24/2021	Checked RAH	Drawn RRR	
								Drawing Number MH100.8			
BID DOCUMENTS SUBMITTAL	11/24/2021										
100% CONSTRUCTION DOCUMENTS SUBMISSION	07/23/2021										
95% CONSTRUCTION DOCUMENTS SUBMISSION	02/12/2021										
60% DESIGN DEVELOPMENT	09/11/2020										
Revisions:	Date:										

		CONSULTANT	ARCHITECT/ENGINEER OF RECORD	STAMP	Office of Construction and Facilities Management	Drawing Title MECHANICAL VENTILATION - ENLARGED BASEMENT PLAN - GC105 MECHANICAL ROOM	Phase BID DOCUMENTS SUBMITTAL	VA CONTRACT NO: 36C24519C0171			
								Project Title RENOVATE/UPGRADE NUTRITION & FOOD SERVICE KITCHEN		Project Number 613-19-103	
								Location MARTINSBURG VA MEDICAL CENTER		Building Number 500	
								Issue Date 11/24/2021	Checked RAH	Drawn RRR	
								Drawing Number MH100.8			
BID DOCUMENTS SUBMITTAL	11/24/2021										
100% CONSTRUCTION DOCUMENTS SUBMISSION	07/23/2021										
95% CONSTRUCTION DOCUMENTS SUBMISSION	02/12/2021										
60% DESIGN DEVELOPMENT	09/11/2020										
Revisions:	Date:										

		CONSULTANT	ARCHITECT/ENGINEER OF RECORD	STAMP	Office of Construction and Facilities Management	Drawing Title MECHANICAL VENTILATION - ENLARGED BASEMENT PLAN - GC105 MECHANICAL ROOM	Phase BID DOCUMENTS SUBMITTAL	VA CONTRACT NO: 36C24519C0171			
								Project Title RENOVATE/UPGRADE NUTRITION & FOOD SERVICE KITCHEN		Project Number 613-19-103	
								Location MARTINSBURG VA MEDICAL CENTER		Building Number 500	
								Issue Date 11/24/2021	Checked RAH	Drawn RRR	
								Drawing Number MH100.8			
BID DOCUMENTS SUBMITTAL	11/24/2021										
100% CONSTRUCTION DOCUMENTS SUBMISSION	07/23/2021										
95% CONSTRUCTION DOCUMENTS SUBMISSION	02/12/										



- GENERAL MECHANICAL NOTES
- A.

CONTRACTOR TO COORDINATE WITH ALL TRADES PRIOR TO CONSTRUCTION.
- B.

ITEMS THAT REQUIRE ACCESS, SUCH AS THOSE FOR OPERATING, CLEANING, SERVICING, MAINTENANCE AND CALIBRATION SHALL BE EASILY AND SAFELY ACCESSIBLE. SUCH ITEMS INCLUDE VALVES, FILTERS, STRAINERS, TRANSMITTERS, AND CONTROL DEVICES. PRIOR TO COMMENCING INSTALLATION WORK ANY CONFLICTS BETWEEN THIS REQUIREMENT AND THE CONTRACT DRAWINGS SHALL BE REFERRED TO THE VA/COR FOR RESOLUTION.
- C.

PROVIDE FIRE DAMPERS ON ALL FIRE RATED DUCT PENETRATIONS. FIRE DAMPERS TO MATCH EXISTING WALL RATINGS. PROVIDE ACCESS FOR ALL NEW AND EXISTING DAMPERS. COORDINATE EXACT LOCATION OF DAMPERS IN FIELD.
- D.

CONTRACTOR TO COORDINATE DIFFUSER/REGISTER LOCATIONS WITH REFLECTIVE CEILING PLAN AND LIGHTING.
- E.


ALL LIGHT LINE WEIGHT REPRESENTS EXISTING DUCT.
- MECHANICAL KEY NOTES
1.


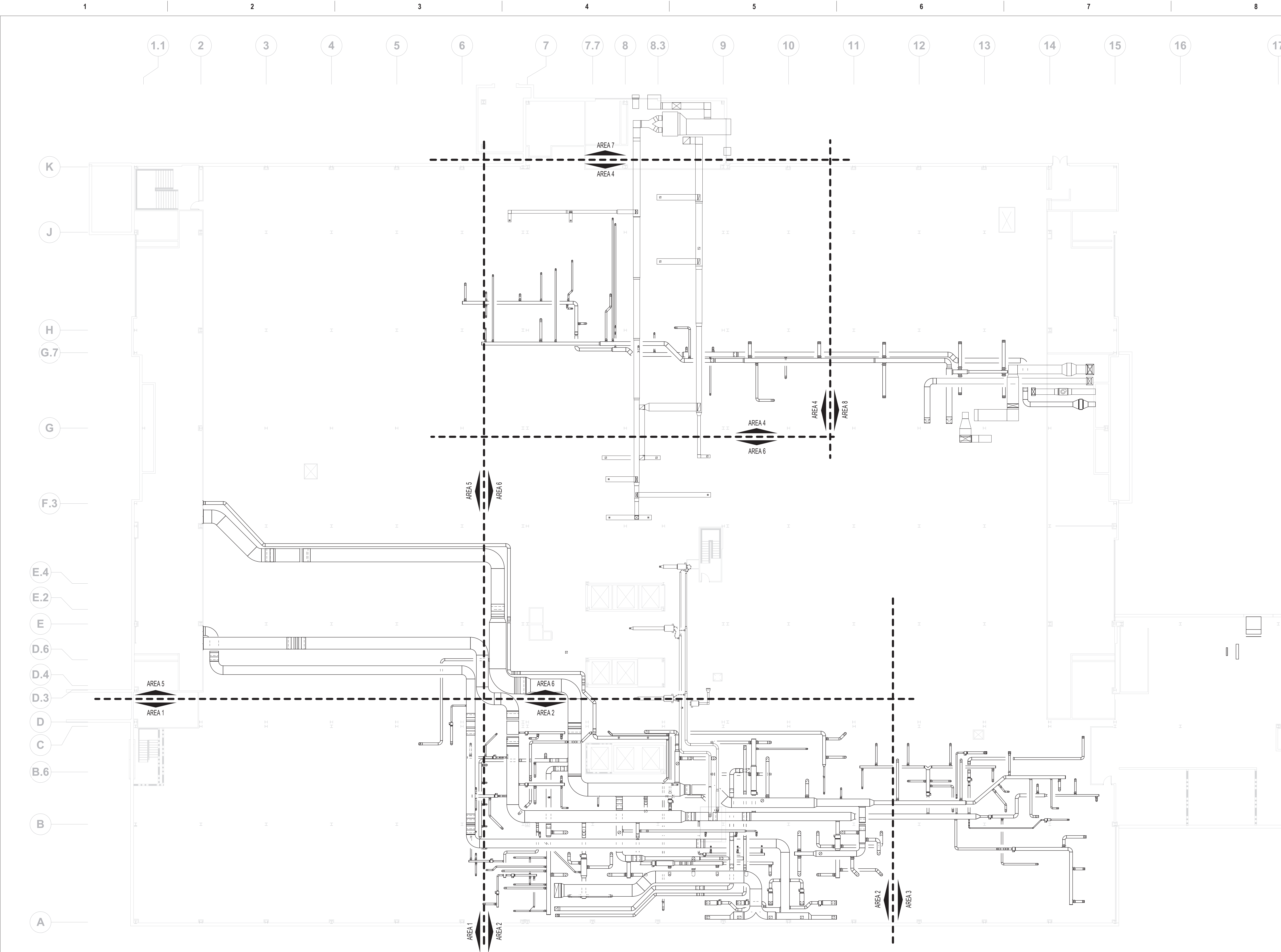
FURNISH AND INSTALL NEW FAN COMPLETE WITH ALL ACCESSORIES INCLUDING RAILS, DUCTWORK, VFD, CONTROLS, ETC.
2.

FURNISH AND INSTALL NEW STAINLESS STEEL DUCTWORK TO CONNECT FAN TO EXISTING VERTICAL DUCTWORK RISER. DUCTWORK SHALL BE SUITABLE FOR TYPE 1 GREASE SYSTEMS AND FOLLOW NFPA 96 REQUIREMENTS.
3.

EXISTING FAN EF-52 TO REMAIN AND BE OUTFITTED WITH NEW VFD. CONTRACTOR TO INSPECT FAN AND ENSURE IT IS IN GOOD WORKING CONDITION PRIOR TO NEW WORK.
4.

CAP EXISTING VERTICAL DUCTWORK.

		CONSULTANT	ARCHITECT/ENGINEER OF RECORD	STAMP	Office of Construction and Facilities Management	Drawing Title MECHANICAL VENTILATION - OVERALL ROOF PLAN		Phase BID DOCUMENTS SUBMITTAL		VA CONTRACT NO: 36C24519C0171								
								Project Title RENOVATE/UPGRADE NUTRITION & FOOD SERVICE KITCHEN		Project Number 613-19-103								
										Building Number 500								
										Drawing Number MH101								
BID DOCUMENTS SUBMITTAL		11/24/2021		 BANCROFT ARCHITECTS + ENGINEERS 700 Nicholas Blvd, Suite 300 Elk Grove Village, IL 60007 T: 847.952.9362 F: 847.952.9403 www.bancroft-ae.com		Approved: Project Director		FULLY SPRINKLERED		Location MARTINSBURG VA MEDICAL CENTER		Issue Date 11/24/2021		Checked RAH		Drawn RRR		
100% CONSTRUCTION DOCUMENTS SUBMISSION		07/23/2021																
95% CONSTRUCTION DOCUMENTS SUBMISSION		02/12/2021																
60% DESIGN DEVELOPMENT		09/11/2020																
30% SCHEMATIC DESIGN DEVELOPMENT		05/24/2020																
Revisions:		Date:			VA		U.S. Department of Veterans Affairs											



1

MECHANICAL VENTILATION - OVERALL INTERSTITIAL FLOOR PLAN

1/16" = 1'-0"

0 8' 16' 32'

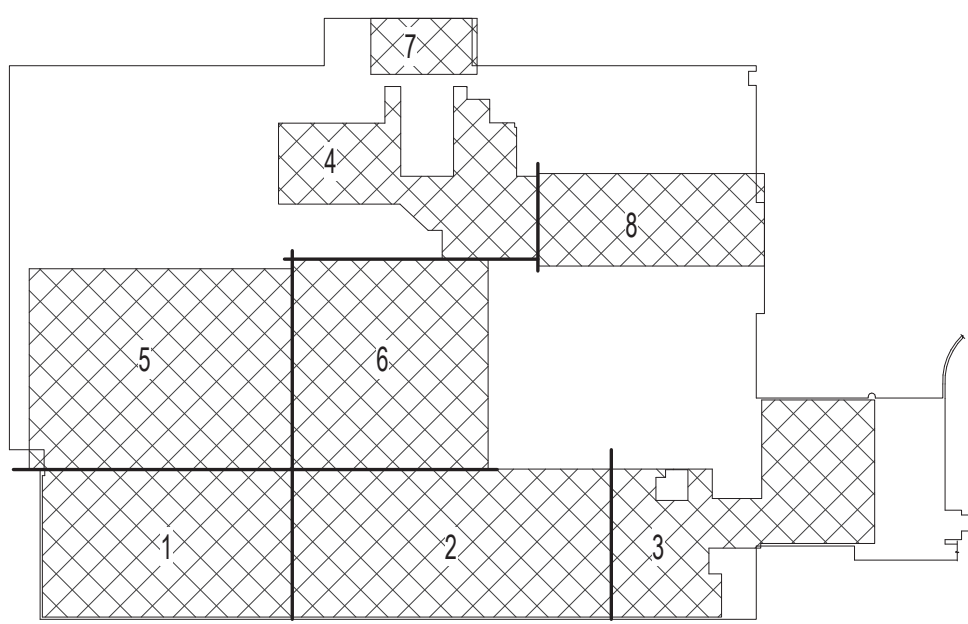
FIRE BARRIER LEGEND



1 HOUR FIRE & SMOKE SEPARATION
2 HOUR FIRE & SMOKE SEPARATION

GENERAL MECHANICAL NOTES

- A. CONTRACTOR TO COORDINATE WITH ALL TRADES PRIOR TO CONSTRUCTION.
- B. ITEMS THAT REQUIRE ACCESS, SUCH AS THOSE FOR OPERATING, CLEANING, SERVICING, MAINTENANCE AND CALIBRATION SHALL BE EASILY AND SAFELY ACCESSIBLE. SUCH ITEMS INCLUDE VALVES, FILTERS, STRAINERS, TRANSMITTERS, AND CONTROL DEVICES. PRIOR TO COMMENCING INSTALLATION WORK ANY CONFLICTS BETWEEN THIS REQUIREMENT AND THE CONTRACT DRAWINGS SHALL BE REFERRED TO THE VA/COR FOR RESOLUTION.
- C. PROVIDE FIRE DAMPERS ON ALL FIRE RATED DUCT PENETRATIONS. FIRE DAMPERS TO MATCH EXISTING WALL RATINGS. PROVIDE ACCESS FOR ALL NEW AND EXISTING DAMPERS. COORDINATE EXACT LOCATION OF DAMPERS IN FIELD.
- D. CONTRACTOR TO COORDINATE DIFFUSER/REGISTER LOCATIONS WITH REFLECTIVE CEILING PLAN AND LIGHTING.
- E. ALL LIGHT LINE WEIGHT REPRESENTS EXISTING DUCT.




BASEMENT KEY PLAN

NOT TO SCALE

VA CONTRACT NO: 36C24519C0171

BID DOCUMENTS SUBMITTAL	11/24/2021
100% CONSTRUCTION DOCUMENTS SUBMISSION	07/23/2021
95% CONSTRUCTION DOCUMENTS SUBMISSION	02/12/2021
60% DESIGN DEVELOPMENT	09/11/2020
Revisions:	Date:

CONSULTANT

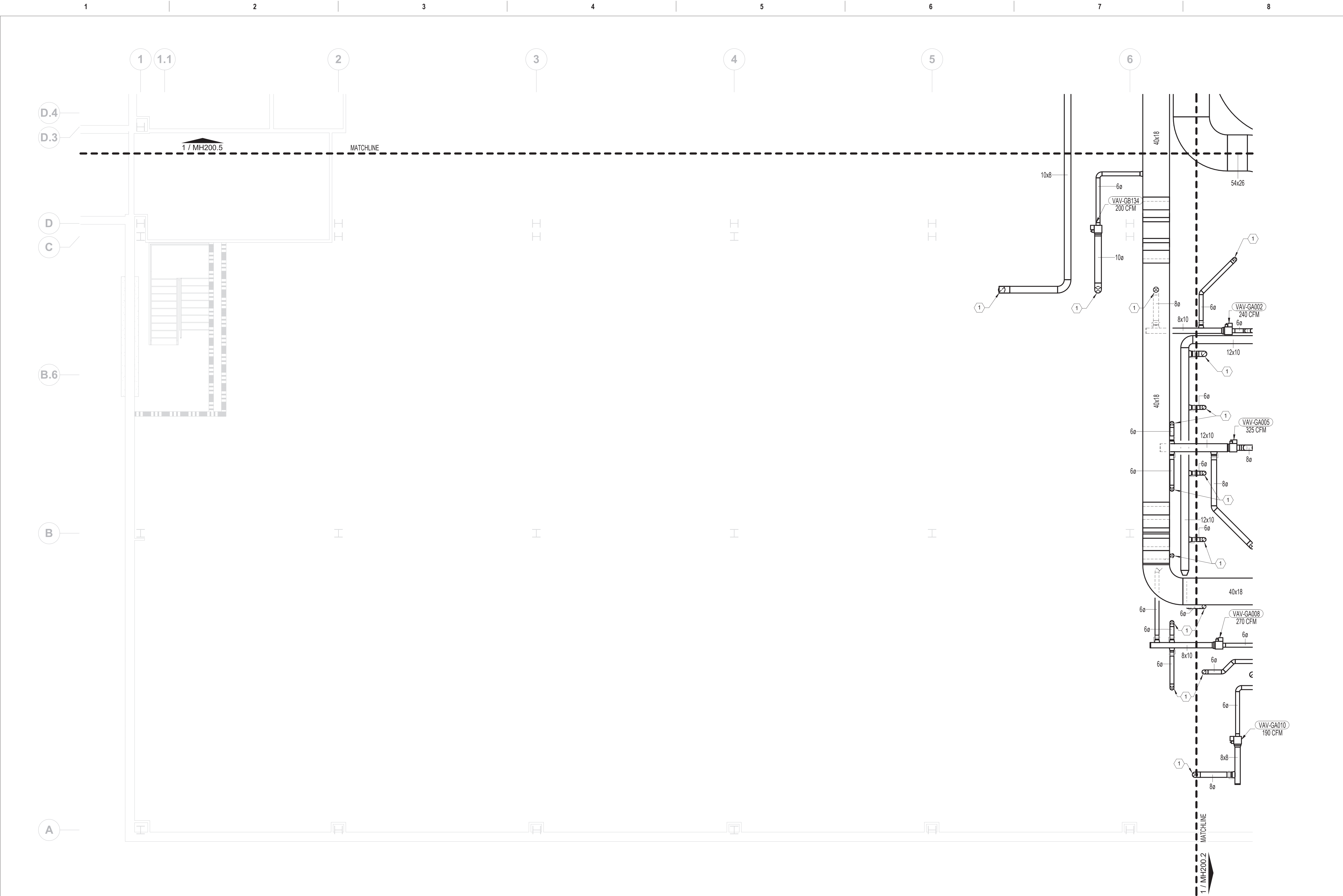
ARCHITECT/ENGINEER OF RECORD

700 Nicholas Blvd, Suite 300 Elk Grove Village, IL 60007 T: 847.952.9362 F: 847.952.9403 www.bancroft-ae.com

STAMP

Office of Construction and Facilities Management
VA U.S. Department of Veterans Affairs
Drawing Title MECHANICAL VENTILATION - OVERALL INTERSTITIAL FLOOR PLAN
Approved: Project Director

Phase BID DOCUMENTS SUBMITTAL
FULLY SPRINKLERED

Project Title RENOVATE/UPGRADE NUTRITION & FOOD SERVICE KITCHEN	Project Number 613-19-103
Location MARTINSBURG VA MEDICAL CENTER	Building Number 500
Issue Date 11/24/2021	Checked RAH
Drawn RRR	Drawing Number MH200

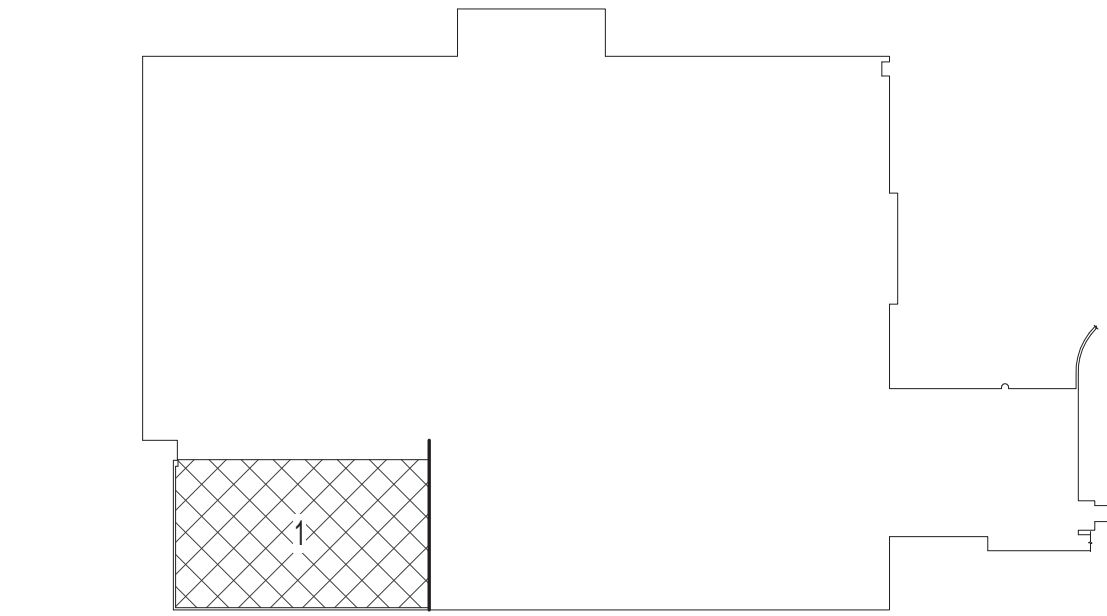


MECHANICAL VENTILATION - ENLARGED INTERSTITIAL FLOOR PLAN - AREA 1
3/16" = 1'-0"

- FIRE BARRIER LEGEND**
- 1 HOUR FIRE & SMOKE SEPARATION
 - 2 HOUR FIRE & SMOKE SEPARATION


- GENERAL MECHANICAL NOTES**
- A. CONTRACTOR TO COORDINATE WITH ALL TRADES PRIOR TO CONSTRUCTION.
 - B. ITEMS THAT REQUIRE ACCESS, SUCH AS THOSE FOR OPERATING, CLEANING, SERVICING, MAINTENANCE AND CALIBRATION SHALL BE EASILY AND SAFELY ACCESSIBLE. SUCH ITEMS INCLUDE VALVES, FILTERS, STRAINERS, TRANSMITTERS, AND CONTROL DEVICES. PRIOR TO COMMENCING INSTALLATION WORK ANY CONFLICTS BETWEEN THIS REQUIREMENT AND THE CONTRACT DRAWINGS SHALL BE REFERRED TO THE VA/COR FOR RESOLUTION.
 - C. PROVIDE FIRE DAMPERS ON ALL FIRE RATED DUCT PENETRATIONS. FIRE DAMPERS TO MATCH EXISTING WALL RAITINGS. PROVIDE ACCESS FOR ALL NEW AND EXISTING DAMPERS. COORDINATE EXACT LOCATION OF DAMPERS IN FIELD.
 - D. CONTRACTOR TO COORDINATE DIFFUSER/REGISTER LOCATIONS WITH REFLECTIVE CEILING PLAN AND LIGHTING.
 - E. ALL LIGHT LINE WEIGHT REPRESENTS EXISTING DUCT.

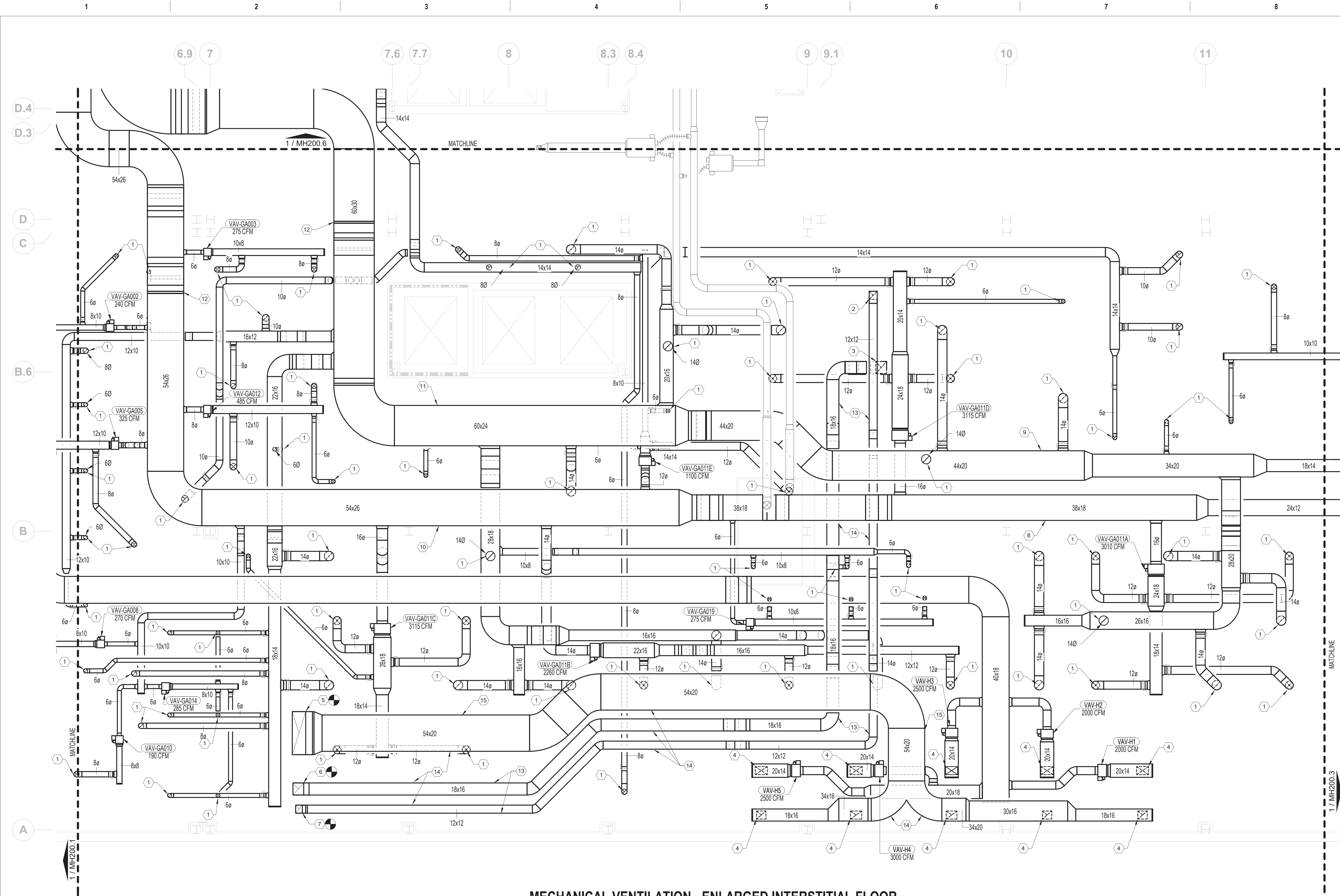
- MECHANICAL KEY NOTES**
- 1. DUCT OF INDICATED SIZE DOWN TO BASEMENT LEVEL. REFER TO MH100.1 FOR CONTINUATION. (TYP.)



BASEMENT KEY PLAN - AREA 1
NOT TO SCALE

VA CONTRACT NO: 36C24519C0171

		CONSULTANT	ARCHITECT/ENGINEER OF RECORD	STAMP	Office of Construction and Facilities Management	Drawing Title MECHANICAL VENTILATION - ENLARGED INTERSTITIAL FLOOR PLAN - AREA 1	Phase BID DOCUMENTS SUBMITTAL	Project Title			Project Number		
								RENOVATE/UPGRADE NUTRITION & FOOD SERVICE KITCHEN			613-19-103		
											Building Number		
											500		
											Drawing Number		
BID DOCUMENTS SUBMITTAL		11/24/2021			 BANCROFT ARCHITECTS + ENGINEERS			700 Nicholas Blvd, Suite 300 Elk Grove Village, IL 60007 T: 847.952.9362 F: 847.952.9403 www.bancroft-ae.com	Approved: Project Director	FULLY SPRINKLERED	Location MARTINSBURG VA MEDICAL CENTER		MH200.1
100% CONSTRUCTION DOCUMENTS SUBMISSION		07/23/2021		Issue Date 11/24/2021		Checked RAH					Drawn RRR		
95% CONSTRUCTION DOCUMENTS SUBMISSION		02/12/2021											
60% DESIGN DEVELOPMENT		09/11/2020											
Revisions:		Date:											



MECHANICAL VENTILATION - ENLARGED INTERSTITIAL FLOOR
PLAN - AREA 2

3/16" = 1'-0"

0 4' 8' 12'

FIRE BARRIER LEGEND



1 HOUR FIRE & SMOKE SEPARATION
2 HOUR FIRE & SMOKE SEPARATION

GENERAL MECHANICAL NOTES

- CONTRACTOR TO COORDINATE WITH ALL TRADES PRIOR TO CONSTRUCTION.
- ITEMS THAT REQUIRE ACCESS, SUCH AS THOSE FOR OPERATING, CLEANING, SERVICING, MAINTENANCE AND CALIBRATION SHALL BE EASILY AND SAFELY ACCESSIBLE. SUCH ITEMS INCLUDE VALVES, FILTERS, STRAINERS, TRANSMITTERS, AND CONTROL DEVICES. PRIOR TO COMMENCING INSTALLATION WORK ANY CONFLICTS BETWEEN THIS REQUIREMENT AND THE CONTRACT DRAWINGS SHALL BE REFERRED TO THE VA/COR FOR RESOLUTION.
- PROVIDE FIRE DAMPERS ON ALL FIRE RATED DUCT PENETRATIONS. FIRE DAMPERS TO MATCH EXISTING WALL RAITINGS. PROVIDE ACCESS FOR ALL NEW AND EXISTING DAMPERS. COORDINATE EXACT LOCATION OF DAMPERS IN FIELD.
- CONTRACTOR TO COORDINATE DIFFUSER/REGISTER LOCATIONS WITH REFLECTIVE CEILING PLAN AND LIGHTING.
- ALL LIGHT LINE WEIGHT REPRESENTS EXISTING DUCT.

MECHANICAL KEY NOTES

- DUCT OF INDICATED SIZE DOWN TO BASEMENT LEVEL. REFER TO MH100.2 FOR CONTINUATION. (TYP.)
- 16"ø DOWN TO DISHWASHER.
- 15"ø DOWN TO CART WASHER.
- DUCTWORK DOWN TO KITCHEN EXHAUST HOOD. PROVIDE ALL NECESSARY TRANSITION TO MAKE FINAL CONNECTIONS. COORDINATE WITH KITCHEN CONTRACTOR FOR SIZE AND INSTALLATION PROCEDURES.
- CONNECT TO EXISTING 64x20 EXHAUST RISER UP TO EF-52 ON ROOF.
- CONNECT TO EXISTING 18x16 EXHAUST RISER UP TO EF-51 ON ROOF.
- CONNECT TO EXISTING 12x10 EXHAUST RISER UP TO EF-50 ON ROOF.
- TIE IN LOCATION FOR TEMPORARY DUCTWORK FROM TEMPORARY AIR HANDLING UNIT LOCATED NEAR LOADING DOCK. CONNECT ONE 20"ø TEMPORARY SUPPLY DUCT.
- TIE IN LOCATION FOR TEMPORARY DUCTWORK FROM TEMPORARY AIR HANDLING UNIT LOCATED NEAR LOADING DOCK. CONNECT TWO 20"ø TEMPORARY RETURN DUCTS.
- TIE IN LOCATION FOR TEMPORARY DUCTWORK FROM TEMPORARY AIR HANDLING UNIT LOCATED NEAR LOADING DOCK. CONNECT THREE 20"ø TEMPORARY SUPPLY DUCTS.
- TIE IN LOCATION FOR TEMPORARY DUCTWORK FROM TEMPORARY AIR HANDLING UNIT LOCATED NEAR LOADING DOCK. CONNECT TWO 20"ø TEMPORARY RETURN DUCTS.
- END OF PHASE 3 DUCTWORK CONSTRUCTION. INSTALL SHEET METAL DUCTWORK CAP AND PREPARE FOR FUTURE CONNECTION.
- EXHAUST DUCTWORK SERVING DISHWASHING AND CART WASHING UNIT TO BE COORDINATED BETWEEN PHASES OF CONSTRUCTION. EXHAUST DUCTWORK WILL BE INSTALLED BEFORE DEMOLITION OF MOST EXISTING DUCTWORK IN THE AREA.
- PROVIDE INSULATION ON EXHAUST DUCTWORK CARRYING HOT EXHAUST AIR.
- TYPE 1 GREASE EXHAUST SHALL BE SLOPED AND CLEANOUTS SHALL BE INSTALLED ACCORDING TO LATEST VERSION OF INTERNATIONAL MECHANICAL CODE.

BASEMENT KEY PLAN - AREA 2

NOT TO SCALE

VA CONTRACT NO: 36C24519C0171

BID DOCUMENTS SUBMITTAL	11/24/2021
100% CONSTRUCTION DOCUMENTS SUBMISSION	07/23/2021
95% CONSTRUCTION DOCUMENTS SUBMISSION	02/12/2021
60% DESIGN DEVELOPMENT	09/11/2020
Revisions:	Date:

CONSULTANT

ARCHITECT/ENGINEER OF RECORD



STAMP

Office of
Construction
and Facilities
Management

VA U.S. Department
of Veterans Affairs

Drawing Title
MECHANICAL VENTILATION - ENLARGED
INTERSTITIAL FLOOR PLAN - AREA 2

Approved: Project Director

Phase
BID DOCUMENTS SUBMITTAL

FULLY SPRINKLERED

Project Title
RENOVATE/UPGRADE NUTRITION &
FOOD SERVICE KITCHEN

Location
MARTINSBURG VA MEDICAL CENTER

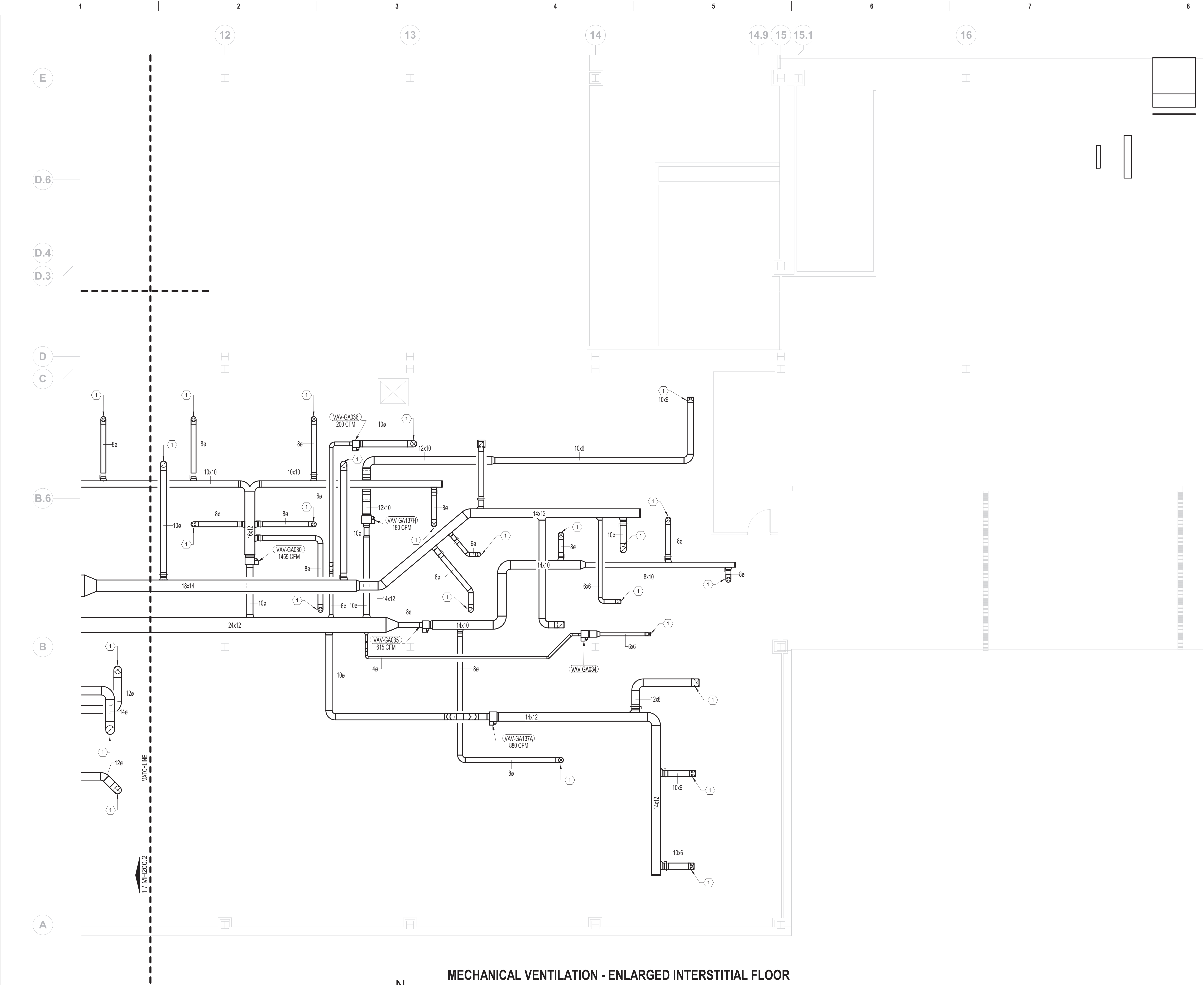
Issue Date
11/24/2021

Checked
RAH

Drawn
RRR

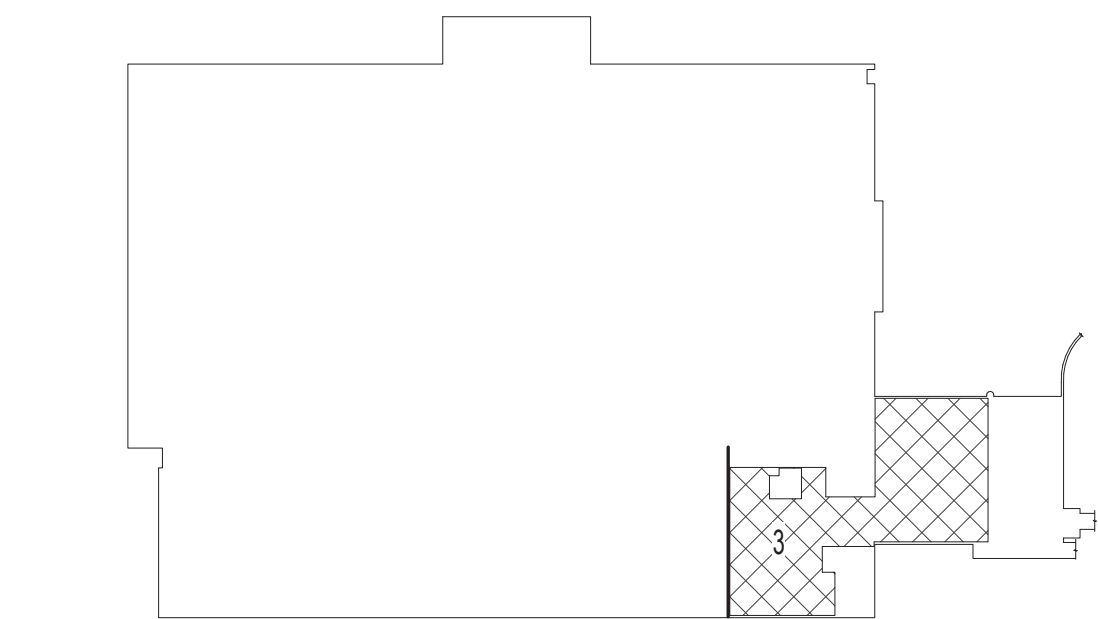
Project Number
613-19-103
Building Number
500

Drawing Number
MH200.2




FIRE BARRIER LEGEND		
	1 HOUR FIRE & SMOKE SEPARATION	
	2 HOUR FIRE & SMOKE SEPARATION	
GENERAL MECHANICAL NOTES		
A. CONTRACTOR TO COORDINATE WITH ALL TRADES PRIOR TO CONSTRUCTION.		
B. ITEMS THAT REQUIRE ACCESS, SUCH AS THOSE FOR OPERATING, CLEANING, SERVICING, MAINTENANCE AND CALIBRATION SHALL BE EASILY AND SAFELY ACCESSIBLE. SUCH ITEMS INCLUDE VALVES, FILTERS, STRAINERS, TRANSMITTERS, AND CONTROL DEVICES. PRIOR TO COMMENCING INSTALLATION WORK ANY CONFLICTS BETWEEN THIS REQUIREMENT AND THE CONTRACT DRAWINGS SHALL BE REFERRED TO THE VA/COR FOR RESOLUTION.		
C. PROVIDE FIRE DAMPERS ON ALL FIRE RATED DUCT PENETRATIONS. FIRE DAMPERS TO MATCH EXISTING WALL RAITINGS. PROVIDE ACCESS FOR ALL NEW AND EXISTING DAMPERS. COORDINATE EXACT LOCATION OF DAMPERS IN FIELD.		
D. CONTRACTOR TO COORDINATE DIFFUSER/REGISTER LOCATIONS WITH REFLECTIVE CEILING PLAN AND LIGHTING.		
E. ALL LIGHT LINE WEIGHT REPRESENTS EXISTING DUCT.		
MECHANICAL KEY NOTES		
1. DUCT OF INDICATED SIZE DOWN TO BASEMENT LEVEL. REFER TO MH100.3 FOR CONTINUATION. (TYP.)		
2. TWO 20" VERTICALLY STACKED DUCTS ROUTED INTO INTERSTITIAL SPACE FROM SPACE ABOVE LOADING DOCK CEILING AT THIS LOCATION.		
3. DUCTWORK TO BE ROUTED THROUGH INTERSTITIAL SPACE TO SPECIFIED TEMPORARY TIE IN LOCATION ON MH200.2. EXACT ROUTE TO BE DETERMINED BASED ON FIELD CONDITIONS.		

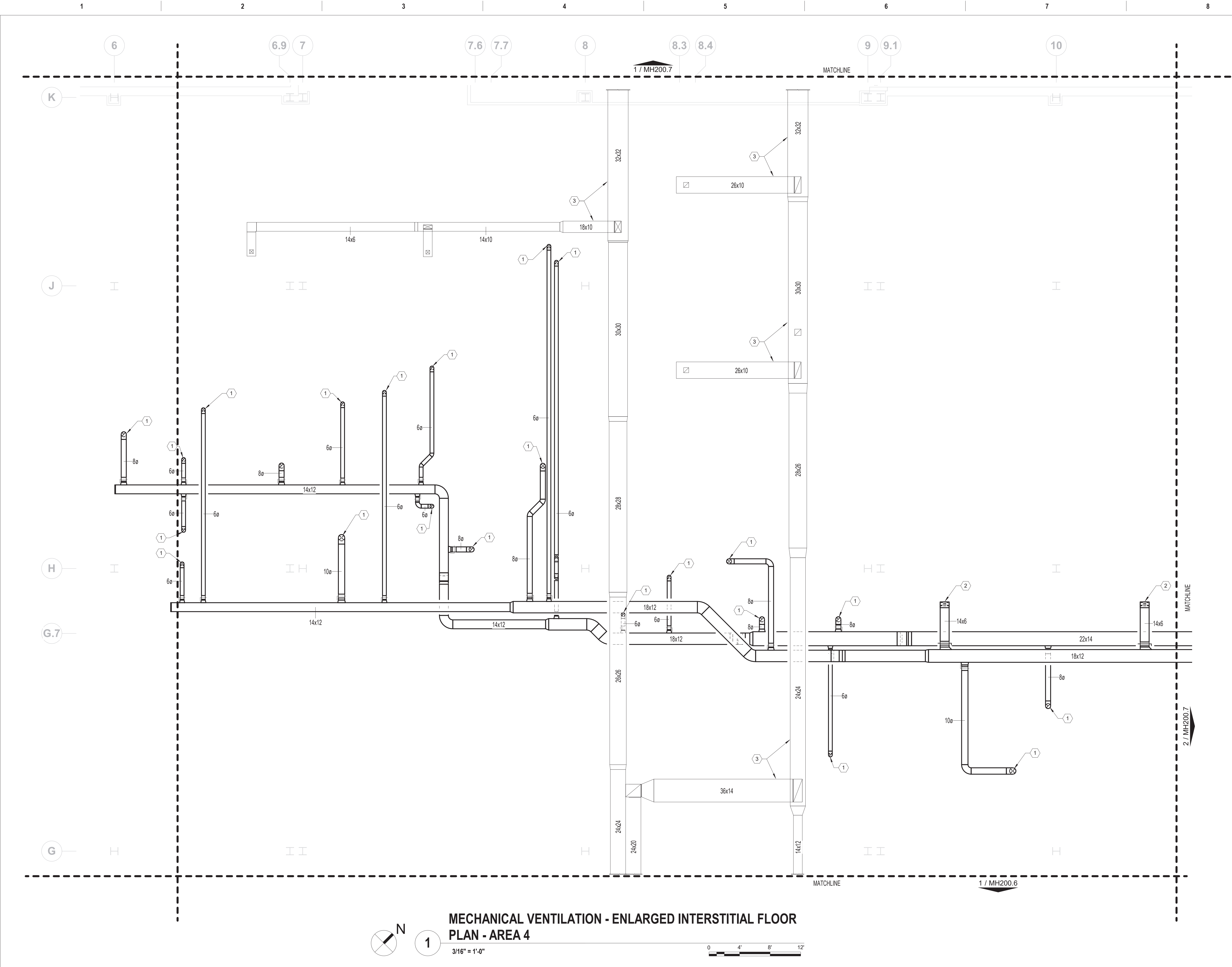
MECHANICAL VENTILATION - ENLARGED INTERSTITIAL FLOOR PLAN - AREA 3
3/16" = 1'-0"



BASEMENT KEY PLAN - AREA 3
NOT TO SCALE

VA CONTRACT NO: 36C24519C0171

		CONSULTANT	ARCHITECT/ENGINEER OF RECORD	STAMP	Office of Construction and Facilities Management	Drawing Title MECHANICAL VENTILATION - ENLARGED INTERSTITIAL FLOOR PLAN - AREA 3	Phase BID DOCUMENTS SUBMITTAL	Project Title			Project Number	
								RENOVATE/UPGRADE NUTRITION & FOOD SERVICE KITCHEN			613-19-103	
											Building Number	
											500	
BID DOCUMENTS SUBMITTAL		11/24/2021	 BANCROFT ARCHITECTS + ENGINEERS		700 Nicholas Blvd, Suite 300 Elk Grove Village, IL 60007 T: 847.952.3242 F: 847.952.9403 www.bancroft-ae.com	Approved: Project Director	FULLY SPRINKLERED	Location		Drawing Number		
100% CONSTRUCTION DOCUMENTS SUBMISSION		07/23/2021						MARTINSBURG VA MEDICAL CENTER		MH200.3		
95% CONSTRUCTION DOCUMENTS SUBMISSION		02/12/2021										
60% DESIGN DEVELOPMENT		09/11/2020										
Revisions:		Date:						Issue Date	Checked	Drawn		
								11/24/2021	RAH	RRR		



1 HOUR FIRE & SMOKE SEPARATION

2 HOUR FIRE & SMOKE SEPARATION

GENERAL MECHANICAL NOTES

A. CONTRACTOR TO COORDINATE WITH ALL TRADES PRIOR TO CONSTRUCTION.

B. ITEMS THAT REQUIRE ACCESS, SUCH AS THOSE FOR OPERATING, CLEANING, SERVICING, MAINTENANCE AND CALIBRATION SHALL BE EASILY AND SAFELY ACCESSIBLE. SUCH ITEMS INCLUDE VALVES, FILTERS, STRAINERS, TRANSMITTERS, AND CONTROL DEVICES. PRIOR TO COMMENCING INSTALLATION WORK ANY CONFLICTS BETWEEN THIS REQUIREMENT AND THE CONTRACT DRAWINGS SHALL BE REFERRED TO THE VA/COR FOR RESOLUTION.

C. PROVIDE FIRE DAMPERS ON ALL FIRE RATED DUCT PENETRATIONS. FIRE DAMPERS TO MATCH EXISTING WALL RATINGS. PROVIDE ACCESS FOR ALL NEW AND EXISTING DAMPERS. COORDINATE EXACT LOCATION OF DAMPERS IN FIELD.

D. CONTRACTOR TO COORDINATE DIFFUSER/REGISTER LOCATIONS WITH REFLECTIVE CEILING PLAN AND LIGHTING.

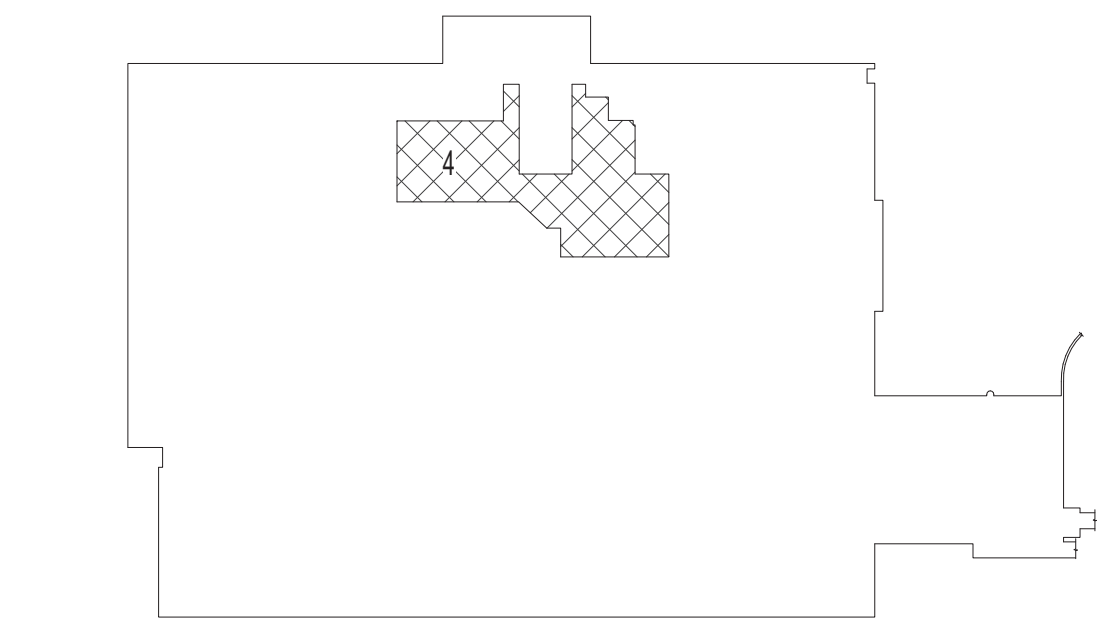
E. ALL LIGHT LINE WEIGHT REPRESENTS EXISTING DUCT.

MECHANICAL KEY NOTES

1. DUCT OF INDICATED SIZE DOWN TO BASEMENT LEVEL. REFER TO MH100.4 FOR CONTINUATION.

2. DUCTWORK DOWN TO EXISTING CEILING DIFFUSER. MAKE ANY FITTINGS/TRANSITIONS NECESSARY FOR CONNECTION.

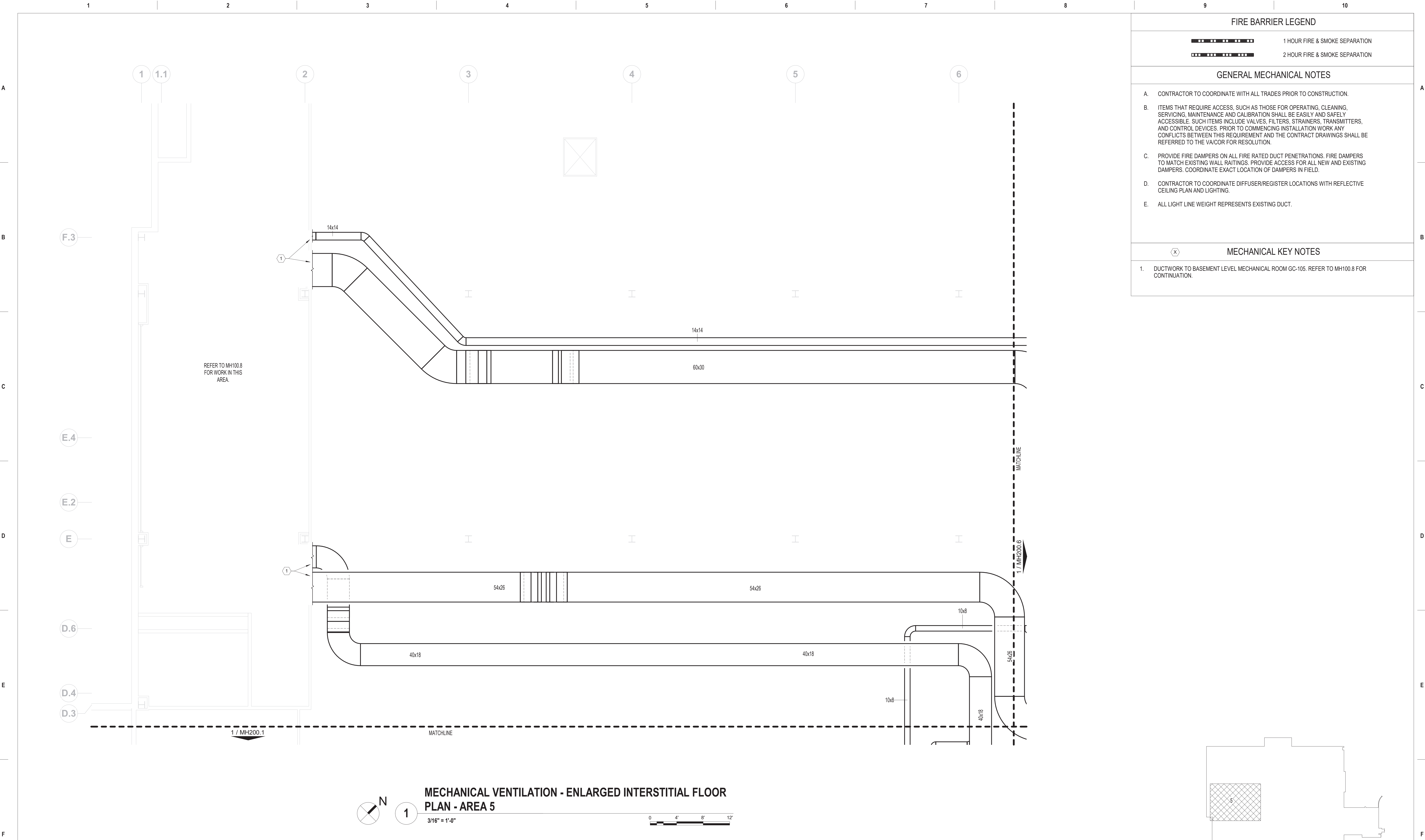
3. EXISTING DUCTWORK, PROTECT DURING CONSTRUCTION.



BASEMENT KEY PLAN - AREA 4
NOT TO SCALE

VA CONTRACT NO: 36C24519C0171

CONSULTANT		ARCHITECT/ENGINEER OF RECORD		STAMP		Office of Construction and Facilities Management		Drawing Title MECHANICAL VENTILATION - ENLARGED INTERSTITIAL FLOOR PLAN - AREA 4		Phase BID DOCUMENTS SUBMITTAL		Project Title RENOVATE/UPGRADE NUTRITION & FOOD SERVICE KITCHEN		Project Number 613-19-103	
100% CONSTRUCTION DOCUMENTS SUBMISSION		11/24/2021		700 Nicholas Blvd, Suite 300 Elk Grove Village, IL 60007 T: 847.952.9362 F: 847.952.9403 www.bancroft-ae.com		U.S. Department of Veterans Affairs		Approved: Project Director		FULLY SPRINKLERED		Location MARTINSBURG VA MEDICAL CENTER		Building Number 500	
95% CONSTRUCTION DOCUMENTS SUBMISSION		07/23/2021										Issue Date 11/24/2021		Checked RAH	
Revisions:		Date:										Drawing Number MH200.4		Drawn RRR	



1 HOUR FIRE & SMOKE SEPARATION

2 HOUR FIRE & SMOKE SEPARATION

GENERAL MECHANICAL NOTES

A. CONTRACTOR TO COORDINATE WITH ALL TRADES PRIOR TO CONSTRUCTION.

B. ITEMS THAT REQUIRE ACCESS, SUCH AS THOSE FOR OPERATING, CLEANING, SERVICING, MAINTENANCE AND CALIBRATION SHALL BE EASILY AND SAFELY ACCESSIBLE. SUCH ITEMS INCLUDE VALVES, FILTERS, STRAINERS, TRANSMITTERS, AND CONTROL DEVICES. PRIOR TO COMMENCING INSTALLATION WORK ANY CONFLICTS BETWEEN THIS REQUIREMENT AND THE CONTRACT DRAWINGS SHALL BE REFERRED TO THE VA/COR FOR RESOLUTION.

C. PROVIDE FIRE DAMPERS ON ALL FIRE RATED DUCT PENETRATIONS. FIRE DAMPERS TO MATCH EXISTING WALL RAITINGS. PROVIDE ACCESS FOR ALL NEW AND EXISTING DAMPERS. COORDINATE EXACT LOCATION OF DAMPERS IN FIELD.

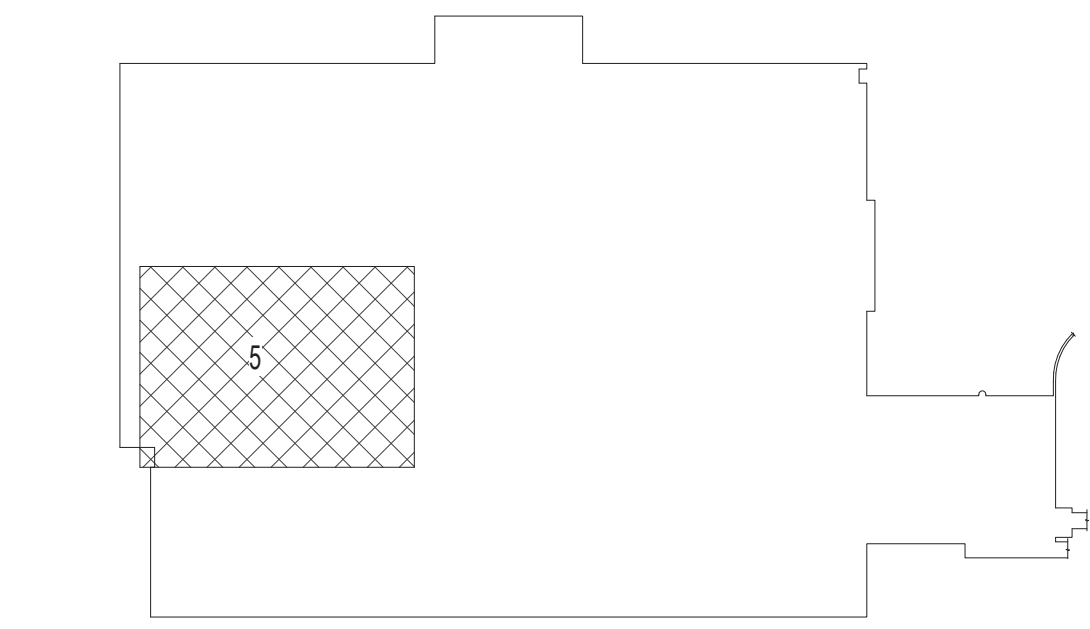
D. CONTRACTOR TO COORDINATE DIFFUSER/REGISTER LOCATIONS WITH REFLECTIVE CEILING PLAN AND LIGHTING.

E. ALL LIGHT LINE WEIGHT REPRESENTS EXISTING DUCT.

(X)

MECHANICAL KEY NOTES

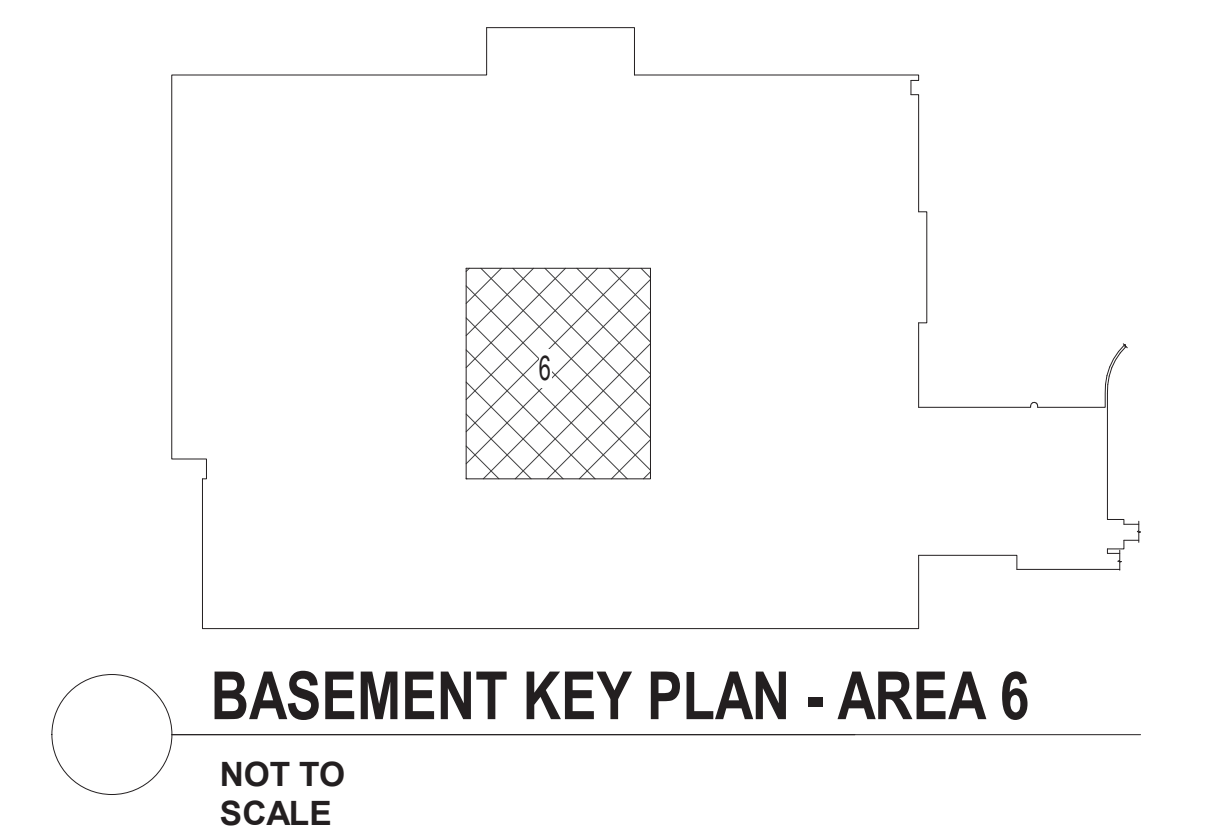
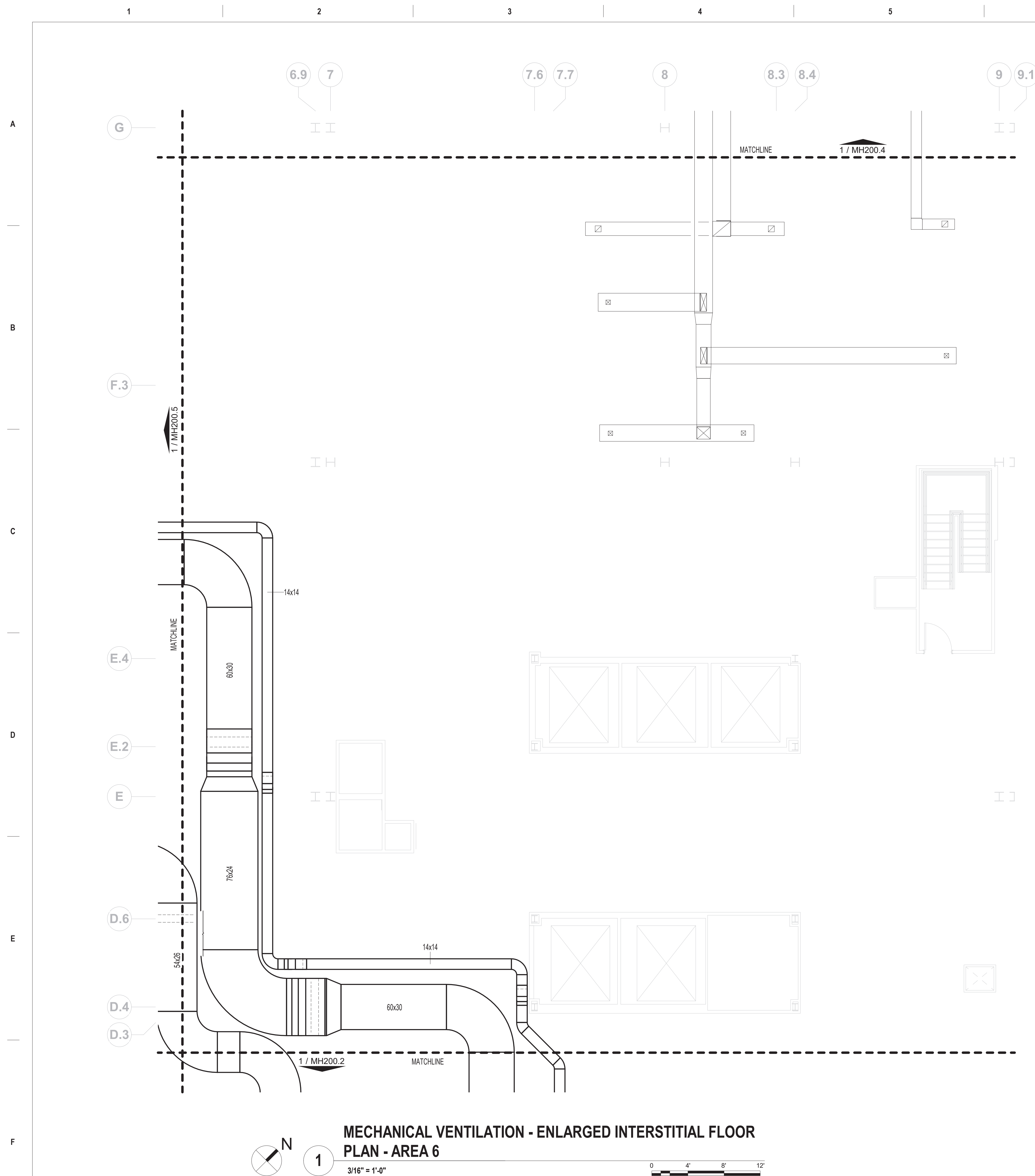
1. DUCTWORK TO BASEMENT LEVEL MECHANICAL ROOM GC-105. REFER TO MH100.8 FOR CONTINUATION.






BASEMENT KEY PLAN - AREA 5

NOT TO SCALE

		CONSULTANT		ARCHITECT/ENGINEER OF RECORD	<div><div><div><div></div><div>Bancroft</div></div><div>BANCROFT ARCHITECTS + ENGINEERS</div></div><div>700 Nicholas Blvd, Suite 300 Elk Grove Village, IL 60007 T: 847.952.9362 F: 847.952.9403 www.bancroft-ae.com</div></div>	STAMP	<div><div>Office of Construction and Facilities Management</div><div><div>VA</div><div>U.S. Department of Veterans Affairs</div></div></div>	Drawing Title MECHANICAL VENTILATION - ENLARGED INTERSTITIAL FLOOR PLAN - AREA 5	Phase BID DOCUMENTS SUBMITTAL	Project Number 613-19-103		
											Building Number 500	Drawing Number MH200.5
BID DOCUMENTS SUBMITTAL	11/24/2021											
100% CONSTRUCTION DOCUMENTS SUBMISSION	07/23/2021											
95% CONSTRUCTION DOCUMENTS SUBMISSION	02/12/2021											
60% DESIGN DEVELOPMENT	09/11/2020											
Revisions:	Date:											



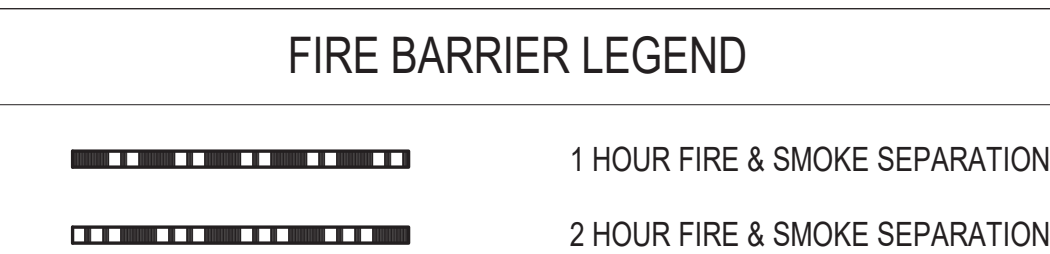
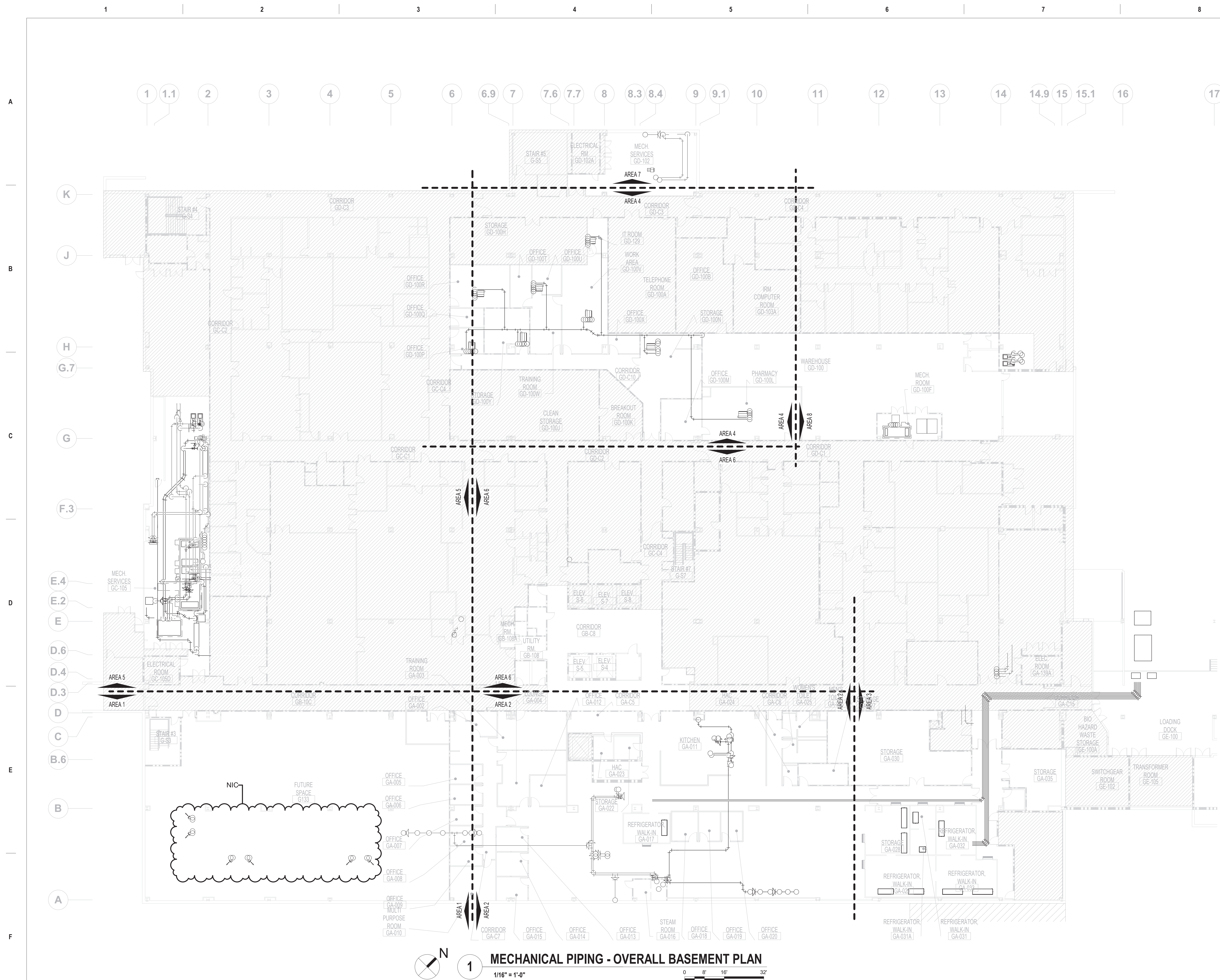
		1 HOUR FIRE & SMOKE SEPARATION
		2 HOUR FIRE & SMOKE SEPARATION
<h2 style="text-align: center;">GENERAL MECHANICAL NOTES</h2>		
<ul style="list-style-type: none"> A. CONTRACTOR TO COORDINATE WITH ALL TRADES PRIOR TO CONSTRUCTION. B. ITEMS THAT REQUIRE ACCESS, SUCH AS THOSE FOR OPERATING, CLEANING, SERVICING, MAINTENANCE AND CALIBRATION SHALL BE EASILY AND SAFELY ACCESSIBLE. SUCH ITEMS INCLUDE VALVES, FILTERS, STRAINERS, TRANSMITTERS, AND CONTROL DEVICES. PRIOR TO COMMENCING INSTALLATION WORK ANY CONFLICTS BETWEEN THIS REQUIREMENT AND THE CONTRACT DRAWINGS SHALL BE REFERRED TO THE VA/COR FOR RESOLUTION. C. PROVIDE FIRE DAMPERS ON ALL FIRE RATED DUCT PENETRATIONS. FIRE DAMPERS TO MATCH EXISTING WALL RATINGS. PROVIDE ACCESS FOR ALL NEW AND EXISTING DAMPERS. COORDINATE EXACT LOCATION OF DAMPERS IN FIELD. D. CONTRACTOR TO COORDINATE DIFFUSER/REGISTER LOCATIONS WITH REFLECTIVE CEILING PLAN AND LIGHTING. E. ALL LIGHT LINE WEIGHT REPRESENTS EXISTING DUCT. 		
<div style="display: flex; justify-content: space-between; align-items: center;"> <div>  </div> <div> <h2 style="text-align: center;">MECHANICAL KEY NOTES</h2> </div> </div>		
<ol style="list-style-type: none"> 1. DUCT OF INDICATED SIZE DOWN TO BASEMENT LEVEL. REFER TO MH100 AND MH100.X SHEETS FOR CONTINUATION. (TYP.) 		

BID DOCUMENTS SUBMITTAL	11/24/2021
100% CONSTRUCTION DOCUMENTS SUBMISSION	07/23/2021
95% CONSTRUCTION DOCUMENTS SUBMISSION	02/12/2021
60% DESIGN DEVELOPMENT	09/11/2020
Revisions:	Date:

CONSULTANT	ARCHITECT/ENGINEER OF RECORD  700 Nicholas Blvd., Suite 300 Elk Grove Village, IL 60007 T: 847.952.9362 F: 847.952.9403 www.bancroft-ae.com	STAMP	Office of Construction and Facilities Management  U.S. Department of Veterans Affairs	Drawing Title MECHANICAL VENTILATION - ENLARGED INTERSTITIAL FLOOR PLAN - AREA 6 Approved: Project Director	Phase BID DOCUMENTS SUBMITTAL	Project Title RENOVATE/UPGRADE NUTRITION & FOOD SERVICE KITCHEN	Project Number 613-19-103 Building Number 500	Location MARTINSBURG VA MEDICAL CENTER	Issue Date 11/24/2021	Checked RAH	Drawn RRR	Drawing Number MH200.6
					FULLY SPRINKLERED							

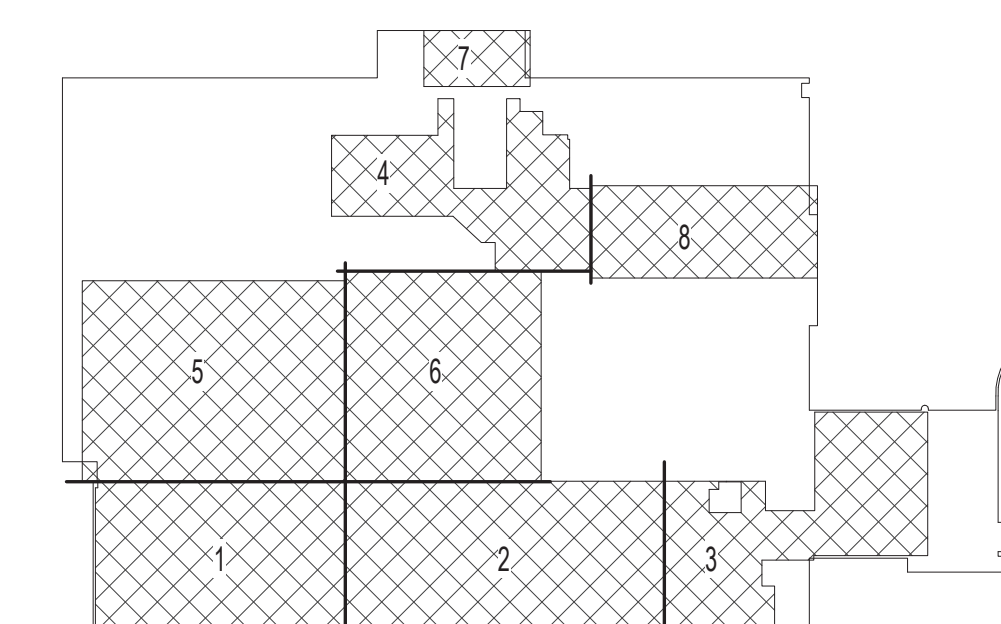


Project Title			Project Number	
RENOVATE/UPGRADE NUTRITION & FOOD SERVICE KITCHEN			613-19-103	
Location			Building Number	
MARTINSBURG VA MEDICAL CENTER			500	
Drawing Number			MH200.7	
Issue Date	Checked	Drawn		
11/24/2021	RAH	RRR		



GENERAL MECHANICAL NOTES

- A. CONTRACTOR TO COORDINATE WITH ALL TRADES PRIOR TO CONSTRUCTION.
- B. ITEMS THAT REQUIRE ACCESS, SUCH AS THOSE FOR OPERATING, CLEANING, SERVICING, MAINTENANCE AND CALIBRATION SHALL BE EASILY AND SAFELY ACCESSIBLE. SUCH ITEMS INCLUDE VALVES, FILTERS, STRAINERS, TRANSMITTERS, AND CONTROL DEVICES. PRIOR TO COMMENCING INSTALLATION WORK ANY CONFLICTS BETWEEN THIS REQUIREMENT AND THE CONTRACT DRAWINGS SHALL BE REFERRED TO THE VA/CFR FOR RESOLUTION.
- C. PROVIDE FIRE DAMPERS ON ALL FIRE RATED DUCT PENETRATIONS. FIRE DAMPERS TO MATCH EXISTING WALL RATINGS. PROVIDE ACCESS FOR ALL NEW AND EXISTING DAMPERS. COORDINATE EXACT LOCATION OF DAMPERS IN FIELD.
- D. CONTRACTOR TO COORDINATE DIFFUSER/REGISTER LOCATIONS WITH REFLECTIVE CEILING PLAN AND LIGHTING.
- E. ALL LIGHT LINE WEIGHT REPRESENTS EXISTING DUCT.



BASEMENT KEY PLAN

NOT TO
SCALE

VA CONTRACT NO: 36C24519C0171

Project Title RENOVATE/UPGRADE NUTRITION & FOOD SERVICE KITCHEN			Project Number 613-19-103	
Location MARTINSBURG VA MEDICAL CENTER			Drawing Number 500	
Issue Date 11/24/2021	Checked RAH	Drawn TH	MP100	

BID DOCUMENTS SUBMITTAL	11/24/2021
100% CONSTRUCTION DOCUMENTS SUBMISSION	07/23/2021
95% CONSTRUCTION DOCUMENTS SUBMISSION	02/12/2021
Revisions:	Date:

CONSULTANT

ARCHITECT/ENGINEER OF RECORD

STAMP

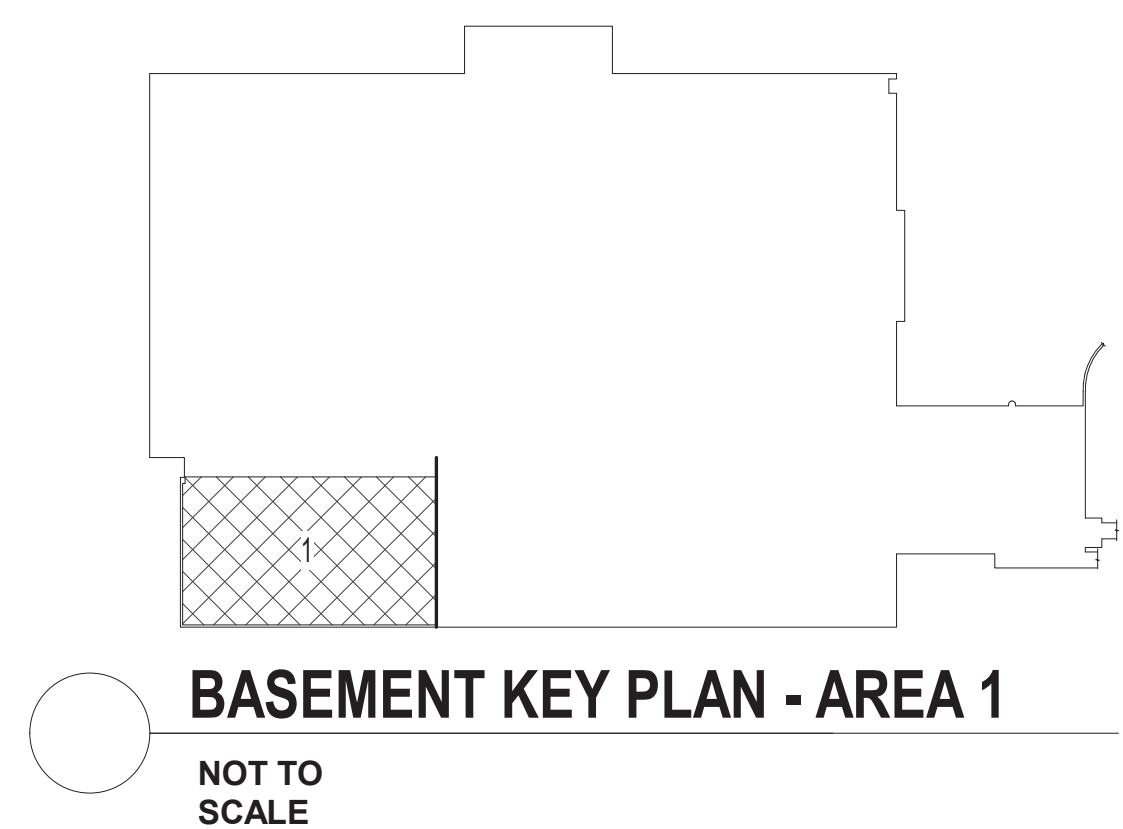
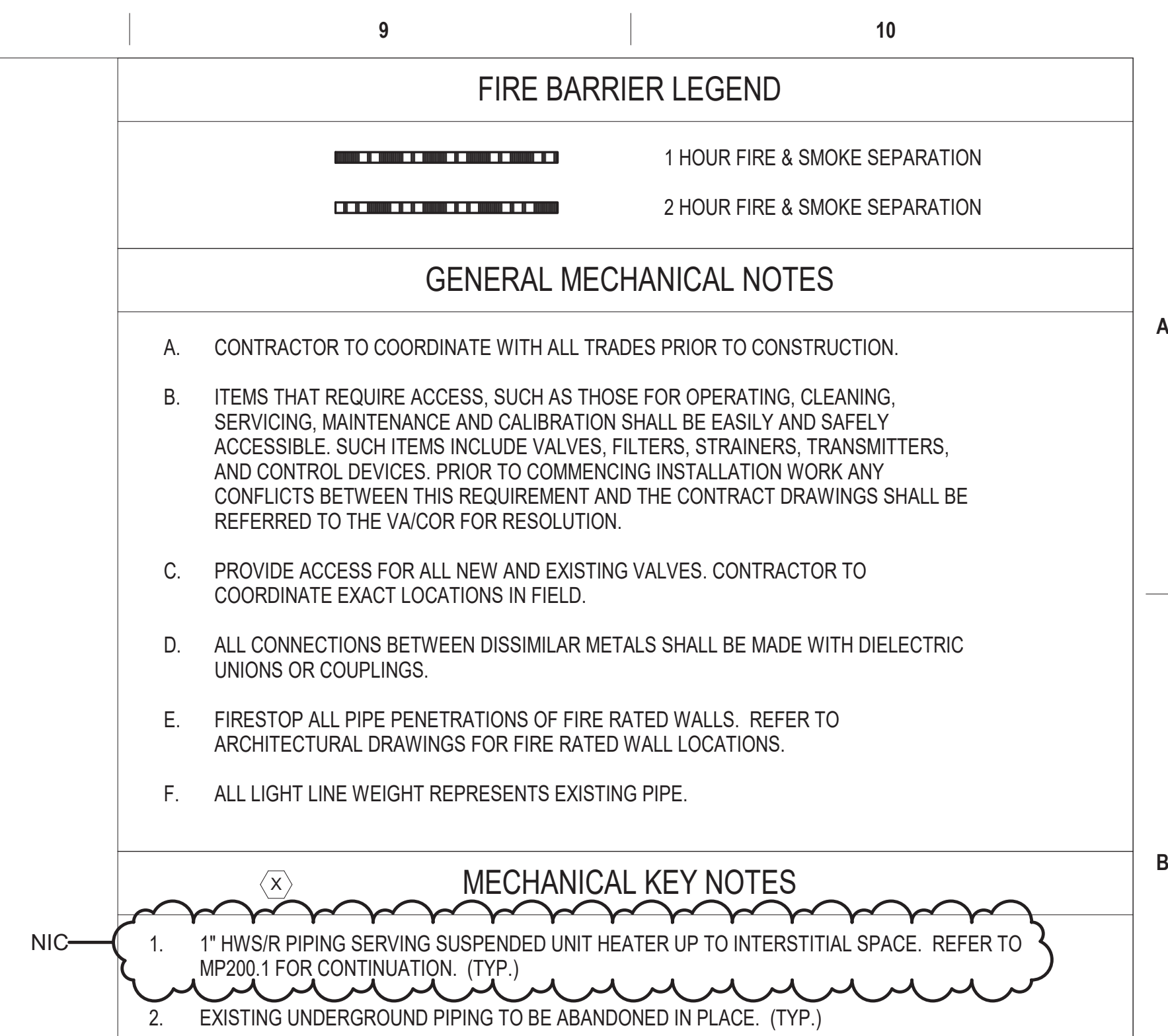
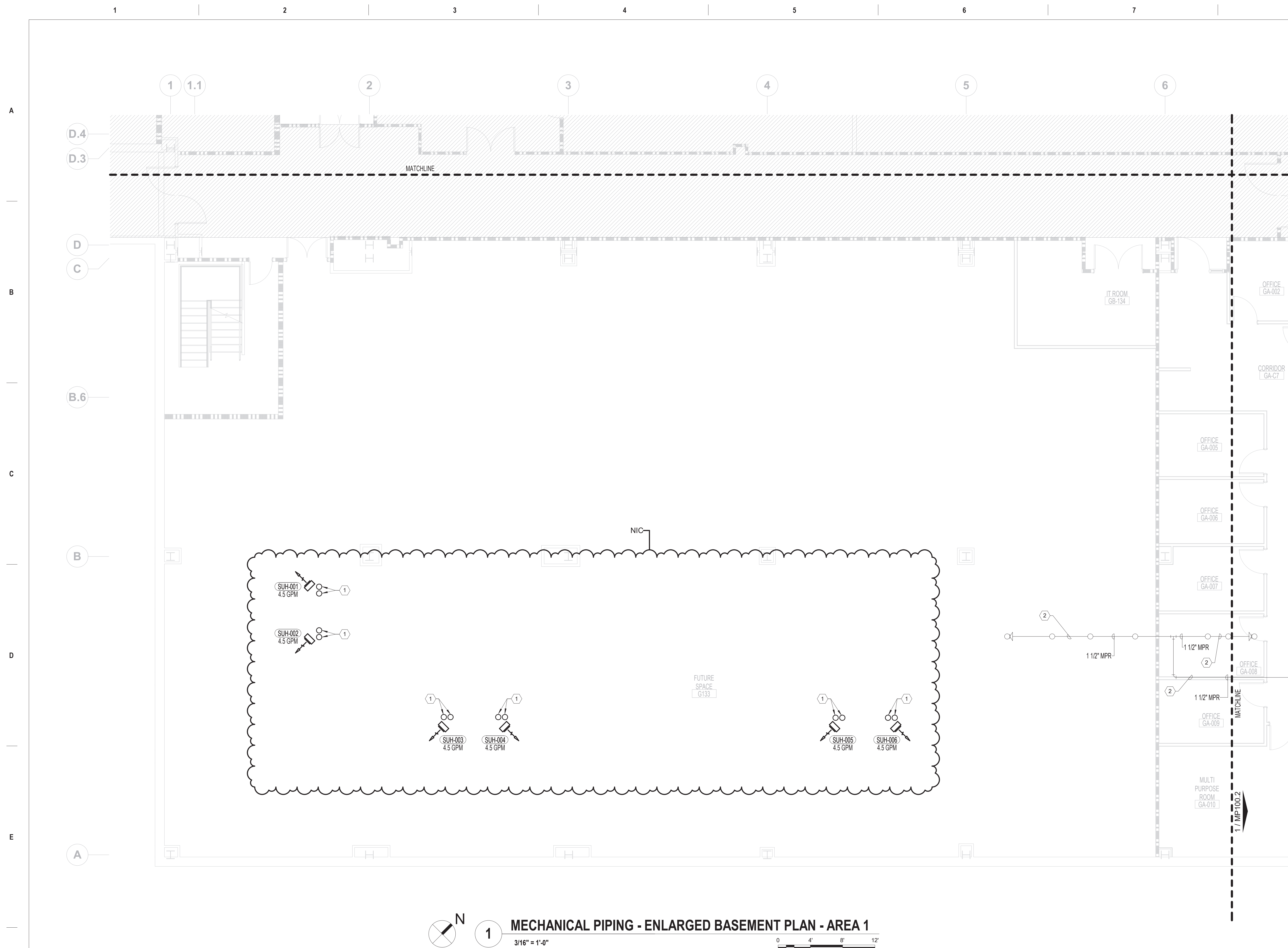
Office of
Construction
and Facilities
Management

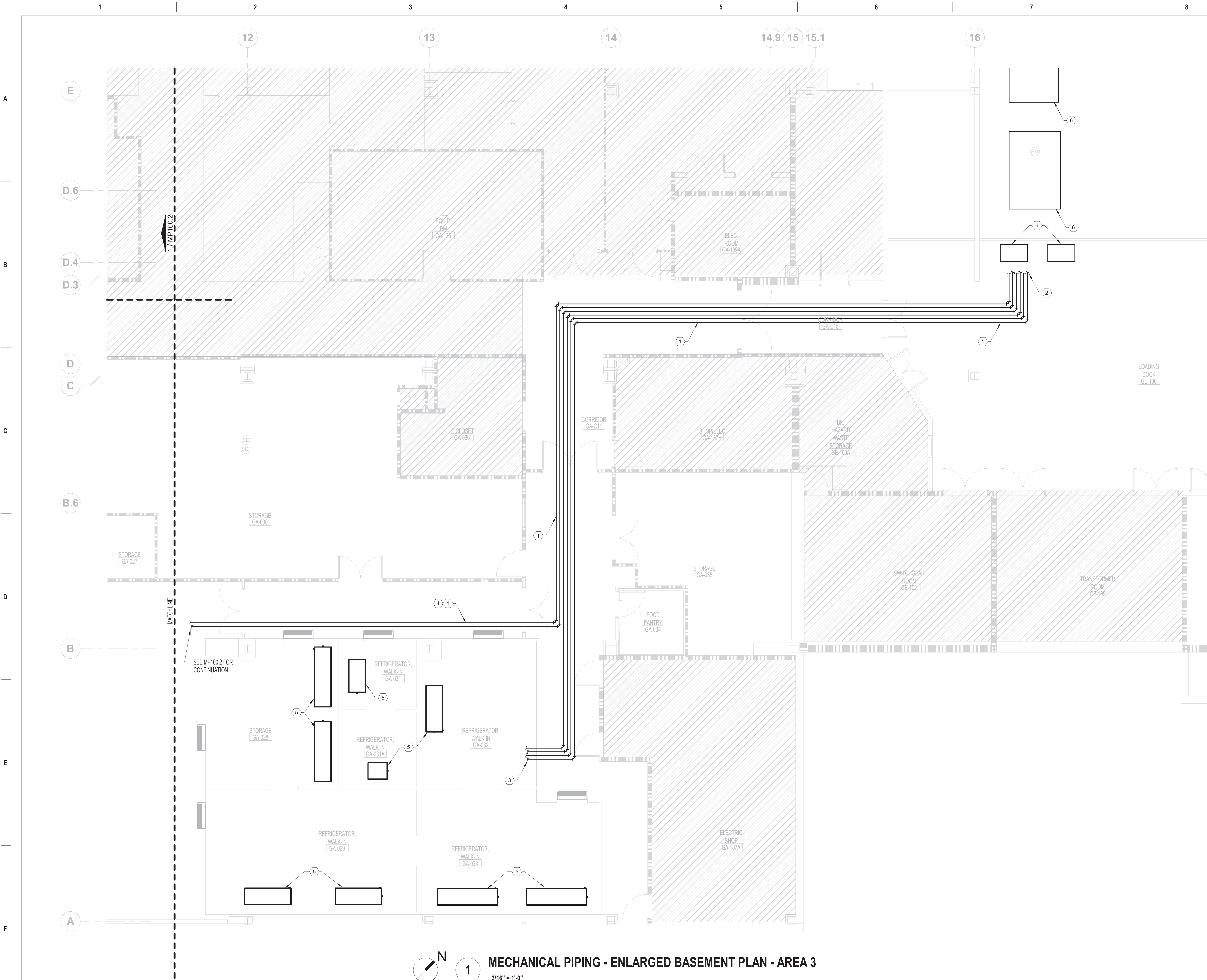
Drawing Title	MECHANICAL PIPING - OVERALL BASEMENT PLAN
---------------	---

Approved: Project Director

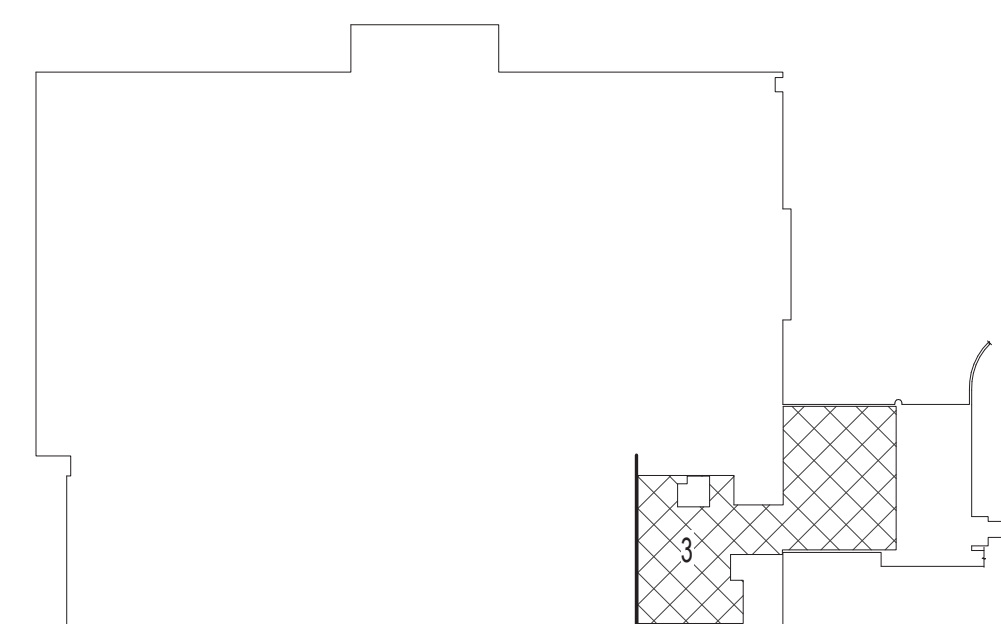
Phase	BID DOCUMENTS SUBMITTAL
-------	-------------------------

FULLY SPRINKLERED

[illegible]




- GENERAL MECHANICAL NOTES**
- CONTRACTOR TO COORDINATE WITH ALL TRADES PRIOR TO CONSTRUCTION.
 - ITEMS THAT REQUIRE ACCESS, SUCH AS THOSE FOR OPERATING, CLEANING, SERVICING, MAINTENANCE AND CALIBRATION SHALL BE EASILY AND SAFELY ACCESSIBLE. SUCH ITEMS INCLUDE VALVES, FILTERS, STRAINERS, TRANSMITTERS, AND CONTROL DEVICES. PRIOR TO COMMENCING INSTALLATION WORK ANY CONFLICTS BETWEEN THIS REQUIREMENT AND THE CONTRACT DRAWINGS SHALL BE REFERRED TO THE VA/COR FOR RESOLUTION.
 - PROVIDE ACCESS FOR ALL NEW AND EXISTING VALVES. CONTRACTOR TO COORDINATE EXACT LOCATIONS IN FIELD.
 - ALL CONNECTIONS BETWEEN DISSIMILAR METALS SHALL BE MADE WITH DIELECTRIC UNIONS OR COUPLINGS.
 - FIRESTOP ALL PIPE PENETRATIONS OF FIRE RATED WALLS. REFER TO ARCHITECTURAL DRAWINGS FOR FIRE RATED WALL LOCATIONS.
 - ALL LIGHT LINE WEIGHT REPRESENTS EXISTING PIPE.
- MECHANICAL KEY NOTES**
- REFRIGERANT PIPING TO BE ROUTED BETWEEN LOADING DOCK CONDENSING UNITS AND EVAPORATORS LOCATED IN KITCHEN AREA. REFER TO KITCHEN CONSULTANT DRAWINGS FOR CONNECTION DETAILS. SIZE REFRIGERANT LINES PER MANUFACTURERS' RECOMMENDATIONS. COORDINATE INSTALLATION WITH OTHER DISCIPLINES. ROUTING OF REFRIGERANT LINES ARE SHOWN FOR DIAGRAMATIC PURPOSES ONLY. EXACT NUMBER AND LOCATION OF ROUTED LINES SHOULD BE VERIFIED IN FIELD AND COORDINATED WITH KITCHEN CONTRACTOR.
 - CONNECT REFRIGERANT PIPING TO CONDENSING UNITS ACCORDING TO KITCHEN CONSULTANT DRAWINGS.
 - CONNECT REFRIGERANT PIPING TO WALK-IN COOLER/FREEZER EVAPORATORS ACCORDING TO KITCHEN CONSULTANT DRAWINGS.
 - REFRIGERANT LINES TO SERVE BLAST CHILERS AND DAILY PULL COOLER.
 - INSTALL EVAPORATORS ACCORDING TO KITCHEN CONSULTANT DRAWINGS. COORDINATE WITH OTHER DISCIPLINES.
 - REMOTE CONDENSING UNITS.


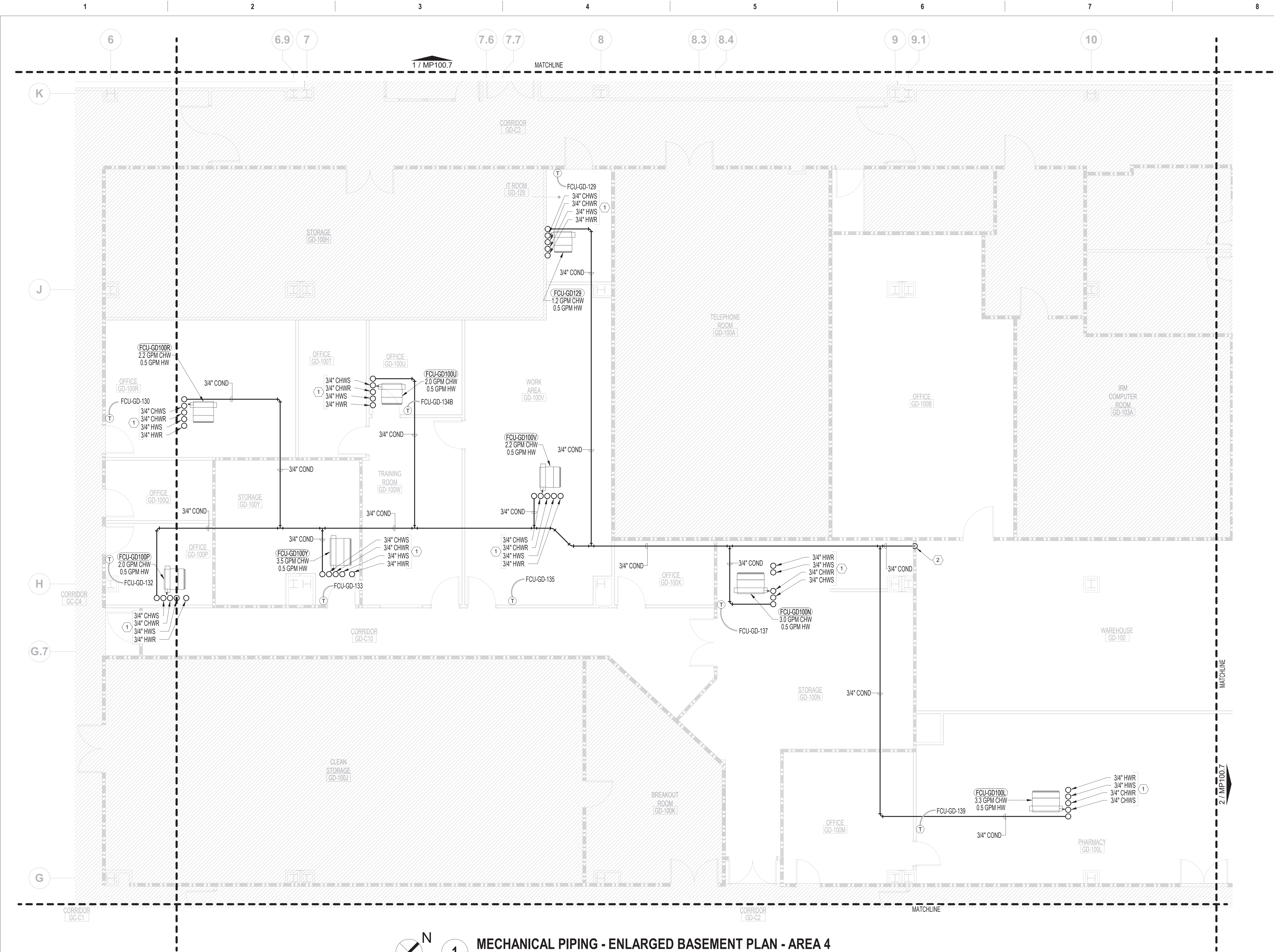


BASEMENT KEY PLAN - AREA 3

NOT TO SCALE

VA CONTRACT NO: 36C24519C0171

		CONSULTANT	<div><div>700 Nicholas Blvd, Suite 300 Elk Grove Village, IL 60007 T: 847.952.9362 F: 847.952.9403 www.bancroft-ae.com</div></div>	STAMP	<div><div>Office of Construction and Facilities Management</div><div><div>VA</div><div>U.S. Department of Veterans Affairs</div></div></div>	Drawing Title MECHANICAL PIPING - ENLARGED BASEMENT PLAN - AREA 3	Phase BID DOCUMENTS SUBMITTAL	Project Title RENOVATE/UPGRADE NUTRITION & FOOD SERVICE KITCHEN	Project Number 613-19-103
								Building Number 500	
								Drawing Number MP100.3	
BID DOCUMENTS SUBMITTAL	11/24/2021								
100% CONSTRUCTION DOCUMENTS SUBMISSION	07/23/2021								
Revisions:	Date:								



1

MECHANICAL PIPING - ENLARGED BASEMENT PLAN - AREA 4

3/16" = 1'-0"

0 4' 8' 12'

FIRE BARRIER LEGEND



1 HOUR FIRE & SMOKE SEPARATION
2 HOUR FIRE & SMOKE SEPARATION

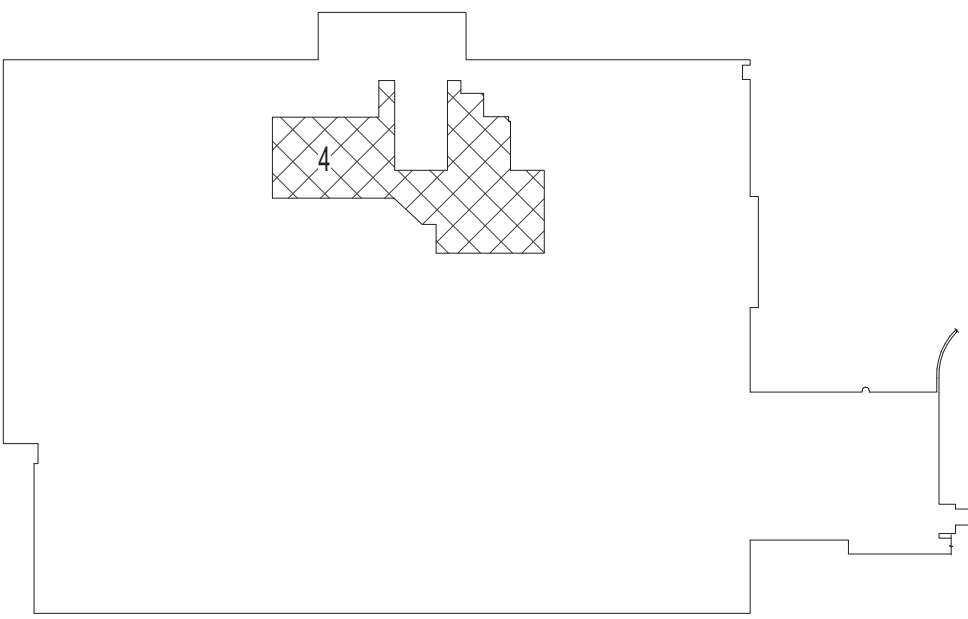
GENERAL MECHANICAL NOTES

- A. CONTRACTOR TO COORDINATE WITH ALL TRADES PRIOR TO CONSTRUCTION.
- B. ITEMS THAT REQUIRE ACCESS, SUCH AS THOSE FOR OPERATING, CLEANING, SERVICING, MAINTENANCE AND CALIBRATION SHALL BE EASILY AND SAFELY ACCESSIBLE. SUCH ITEMS INCLUDE VALVES, FILTERS, STRAINERS, TRANSMITTERS, AND CONTROL DEVICES. PRIOR TO COMMENCING INSTALLATION WORK ANY CONFLICTS BETWEEN THIS REQUIREMENT AND THE CONTRACT DRAWINGS SHALL BE REFERRED TO THE VA/COR FOR RESOLUTION.
- C. PROVIDE ACCESS FOR ALL NEW AND EXISTING VALVES. CONTRACTOR TO COORDINATE EXACT LOCATIONS IN FIELD.
- D. ALL CONNECTIONS BETWEEN DISSIMILAR METALS SHALL BE MADE WITH DIELECTRIC UNIONS OR COUPLINGS.
- E. FIRESTOP ALL PIPE PENETRATIONS OF FIRE RATED WALLS. REFER TO ARCHITECTURAL DRAWINGS FOR FIRE RATED WALL LOCATIONS.
- F. ALL LIGHT LINE WEIGHT REPRESENTS EXISTING PIPE.



MECHANICAL KEY NOTES

- 1. PIPING OF INDICATED SIZE SERVING FAN COIL UNIT UP TO INTERSTITIAL SPACE. REFER TO MP200.4 FOR CONTINUATION. (TYP.)
- 2. 3/4" CONDENSATE PIPING DOWN. TIE IN WITH PLUMBING SANITARY PIPING. REFER TO PLUMBING DRAWINGS FOR EXACT LOCATION OF SANITARY PIPING.



BASEMENT KEY PLAN - AREA 4

NOT TO SCALE


VA CONTRACT NO: 36C24519C0171

BID DOCUMENTS SUBMITTAL	11/24/2021
100% CONSTRUCTION DOCUMENTS SUBMISSION	07/23/2021
95% CONSTRUCTION DOCUMENTS SUBMISSION	02/12/2021
Revisions:	Date:

CONSULTANT

ARCHITECT/ENGINEER OF RECORD

STAMP



Office of
Construction
and Facilities
Management



U.S. Department
of Veterans Affairs

Drawing Title
MECHANICAL PIPING - ENLARGED BASEMENT
PLAN - AREA 4

Approved: Project Director

Phase
BID DOCUMENTS SUBMITTAL

FULLY SPRINKLERED

Project Title
RENOVATE/UPGRADE NUTRITION &
FOOD SERVICE KITCHEN

Location
MARTINSBURG VA MEDICAL CENTER

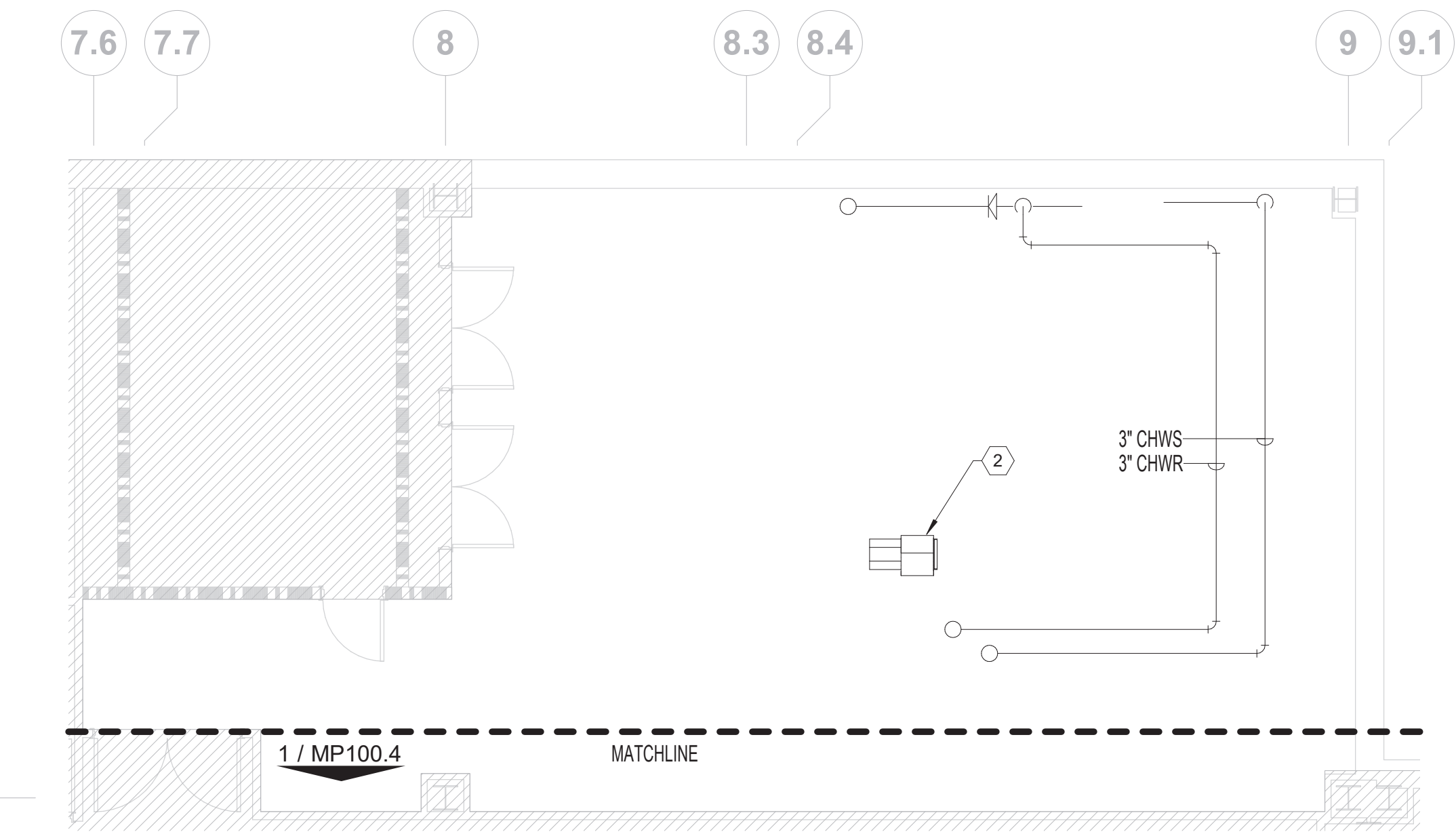
Issue Date
11/24/2021

Checked
RAH

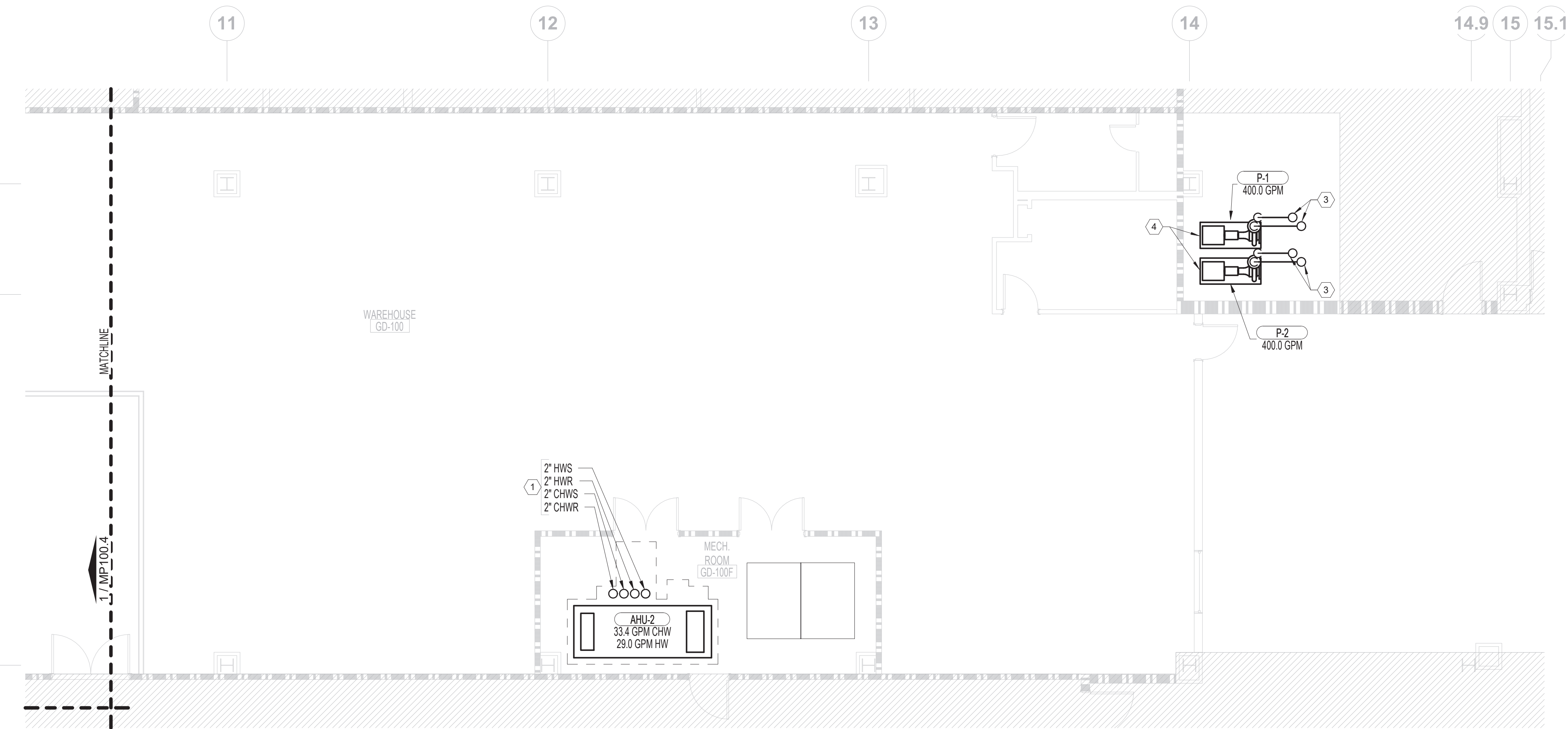
Drawn
TH

Project Number
613-19-103
Building Number
500

Drawing Number
MP100.4



1 MECHANICAL PIPING - ENLARGED BASEMENT PLAN - AREA 7
3/16" = 1'-0"



2 MECHANICAL PIPING - ENLARGED BASEMENT PLAN - AREA 8
3/16" = 1'-0"

FIRE BARRIER LEGEND

- 1 HOUR FIRE & SMOKE SEPARATION
2 HOUR FIRE & SMOKE SEPARATION

GENERAL MECHANICAL NOTES

- CONTRACTOR TO COORDINATE WITH ALL TRADES PRIOR TO CONSTRUCTION.
- ITEMS THAT REQUIRE ACCESS, SUCH AS THOSE FOR OPERATING, CLEANING, SERVICING, MAINTENANCE AND CALIBRATION SHALL BE EASILY AND SAFELY ACCESSIBLE. SUCH ITEMS INCLUDE VALVES, FILTERS, STRAINERS, TRANSMITTERS, AND CONTROL DEVICES. PRIOR TO COMMENCING INSTALLATION WORK ANY CONFLICTS BETWEEN THIS REQUIREMENT AND THE CONTRACT DRAWINGS SHALL BE REFERRED TO THE VA/COR FOR RESOLUTION.
- PROVIDE ACCESS FOR ALL NEW AND EXISTING VALVES. CONTRACTOR TO COORDINATE EXACT LOCATIONS IN FIELD.
- ALL CONNECTIONS BETWEEN DISSIMILAR METALS SHALL BE MADE WITH DIELECTRIC UNIONS OR COUPLINGS.
- FIRESTOP ALL PIPE PENETRATIONS OF FIRE RATED WALLS. REFER TO ARCHITECTURAL DRAWINGS FOR FIRE RATED WALL LOCATIONS.
- ALL LIGHT LINE WEIGHT REPRESENTS EXISTING PIPE.

MECHANICAL KEY NOTES

- PIPE OF INDICATED SIZE SERVING AIR HANDLING UNIT (AHU-2) UP TO INTERSTITIAL SPACE. REFER TO MP200.7 FOR CONTINUATION.
- EXISTING AIR HANDLING EQUIPMENT TO REMAIN. PROTECT DURING CONSTRUCTION.
- 3" CHWS/R UP TO MAIN ABOVE. FIELD VERIFY EXACT LOCATIONS AND ROUTINGS.
- INSTALL NEW CHILLED WATER PUMPS P-1 AND P-2 IN MECHANICAL ROOM GD-121. COORDINATE CHILLED WATER OUTAGES WITH VA/COR. PROVIDE MINIMUM 14 DAYS NOTICE BEFORE COMMENCING WORK. BALANCE PUMPS AND ALL RELATED COOLING COILS AS PART OF INSTALLATION WORK. FIELD VERIFY EXACT COILS SERVED. GPM REQUIREMENTS AND LOCATION. INSTALL DIFFERENTIAL PRESSURE GAUGE BETWEEN SUPPLY AND RETURN PIPING AT FARTHEST COIL SERVED BY P-1 AND P-2.

BASEMENT KEY PLAN - AREA 7 & 8

NOT TO SCALE

VA CONTRACT NO: 36C24519C0171

		CONSULTANT	ARCHITECT/ENGINEER OF RECORD	STAMP	Office of Construction and Facilities Management	Drawing Title MECHANICAL PIPING - ENLARGED BASEMENT PLAN - AREA 7/8	Phase BID DOCUMENTS SUBMITTAL	Project Title			Project Number						
								RENOVATE/UPGRADE NUTRITION & FOOD SERVICE KITCHEN		613-19-103							
										Building Number 500							
								Location MARTINSBURG VA MEDICAL CENTER		Drawing Number							
								Issue Date 11/24/2021		Checked RAH							
										Drawn TH		MP100.7					
BID DOCUMENTS SUBMITTAL		11/24/2021					Approved: Project Director	FULLY SPRINKLERED									
100% CONSTRUCTION DOCUMENTS SUBMISSION		07/23/2021															
95% CONSTRUCTION DOCUMENTS SUBMISSION		02/12/2021															
Revisions:		Date:															