## SHEET NOTES

1. SEE A-540 FOR STANDARD METAL PANEL VENEER WALL DETAILS.
2. SEE EXTERIOR FINISH SCHEDULE ON SHEET A-242.
3. DIMENSIONS ARE TO EDGE OF FLASHING.
4. PROVIDE REQUIRED SUPPORT FOR ALL SURFACE MOUNTED EXTERIOR WALL MOUNTED ITEMS INCLUDING EXTERIOR LIGHTS, SECURITY CAMERAS, FIRE ALARM HORNS, ETC. REFER TO DTL A1/A-503.
5. WINDOWS NOT TAGGED IN ELEVATION ARE TAGGED IN PLANS

## MATERIAL LEGEND

CREAM BODY COLOR
IAP WATERFRONT DISTRICT 'BODY 1'
FEDERAL STANDARD #37778 (RGB 233 226 203)

BROWN BODY COLOR
IAP WATERFRONT DISTRICT 'BODY 3'
FEDERAL STANDARD #26360 (RGB 178 169 148)

BLUE ACCENT
IAP WATERFRONT DISTRICT 'ACCENT'
FEDERAL STANDARD #35109 (RGB 55 97 117)

## SHEET KEYNOTES

| | |
|---|---|
| 10 | PREFIN MTL DOWNSPOUT, SIZED PER DRAINAGE CALC ON ROOF PLAN SHEET A-144 - ROOF DRAINAGE TO EXTEND BELOW GRADE TO STORMWATER SYSTEM, RE: CIVIL C4/CU502 |
| 24 | PREFIN HYDROSTATIC ALUM SSMR, 2" STANDING SEAM |
| 26 | PREFINISHED ALUM LOUVERED SCREEN WALL, RE: STRUCT SHEET S-150 FOR FRAMING. |
| 27 | PREFINISHED MTL PANEL W/ REVEALS ON FURRING. FURRING MUST BE DESIGNED AND ENGINEERED BY MTL PANEL SUPPLIER TO MEET LOAD CRITERIA AND PANEL ORIENTATION. |
| 32 | PREFABRICATED PREFINISHED ALUM LOUVERED SUNSHADE, RE: DTL A3 / A-512 |
| 35 | CONCRETE FOUNDATION WALL, RE: STRUCT DTL C2/S-341, PAINT EXPOSED FACE, COLOR TO MATCH 'BODY 3' PER ELEVATION MATERIAL LEGEND |

## SHEET KEYNOTES

| | |
|---|---|
| 46 | SELF-DRAINING PREFAB PREFIN ALUM CANOPY; UNO CENTER ON DOOR BELOW, 5'-0" DEEP, RE: A1 / A-512 |
| 58 | CONCRETE STAIR AND PLATFORM W/ ALUM GUARDRAIL & HANDRAILS |
| 60 | EXTERIOR SIGNAGE, REFER TO B2/A-756 |
| 61 | CAST IRON DOWNSPOUT BOOT, TYP AT ALL DOWNSPOUTS |
| 99 | GAS METER |
| 109 | WALL MOUNTED LIGHT, RE: ELECT SHEETS EL140 - EL143 |
| 116 | WALL HYDRANT, RE: PLUMBING SHEET P-150 |
| 117 | VTR, RE: MECH SHEET MH170; RE: B1 / A-503 |
| 120 | MECH CONDENSING UNITS, RE: MECH SHEET MH140 |
| 121 | MECH ROOFTOP UNIT, RE: MECH SHEET MH143; RE:B2 / A-503 |
| 133 | BOND NON-PENTRATING ROOF MOUNTS TO LIGHTING PROTECTION SYSTEM, RE: ELECTRICAL SHEET EP-504 TO MOUNT ANTENNA |

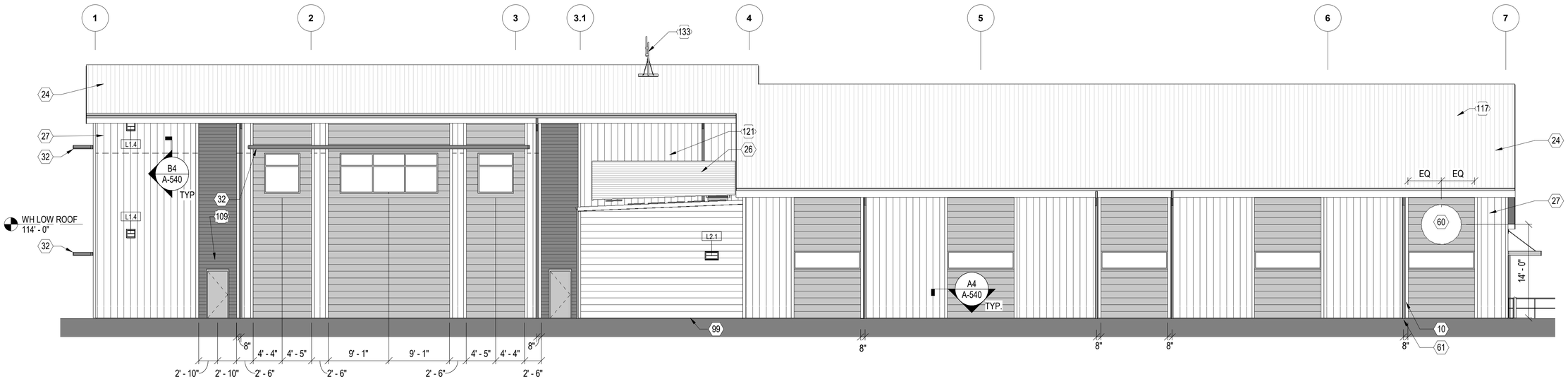


## B1 BLDG ELEVATION - SOUTH

1/8" = 1'-0"

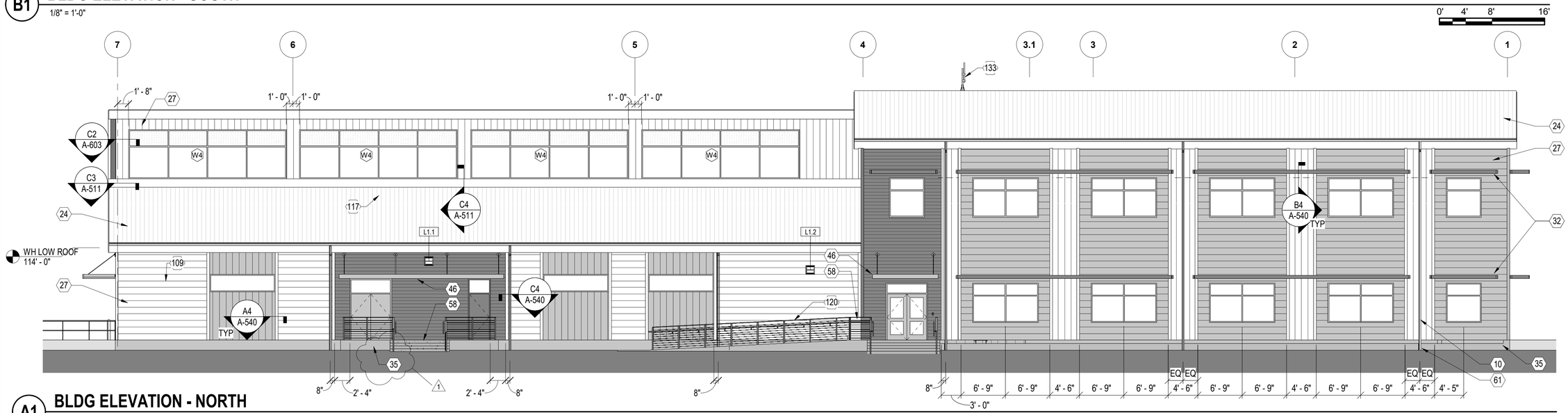


## A1 BLDG ELEVATION - NORTH

1/8" = 1'-0"

0' 4' 8' 16'

DEPARTMENT OF THE NAVY
NAVAL FACILITIES ENGINEERING SYSTEMS COMMAND
MIDLANT DCBL
NAVAL FACILITIES ENGINEERING SYSTEMS COMMAND ~ MID-ATLANTIC
NAVAL STATION NORFOLK - NORFOLK, VA
NAVAL STATION NEWPORT
NEWPORT, RHODE ISLAND
NOAA OMAO SHIP & SUPPORT FACILITY RELOCATION
ADMIN / WAREHOUSE - SOUTH AND NORTH ELEVATIONS

| SYM. | DESCRIPTION | DATE | APPR |
|---|---|---|---|
| 1 | UPDATE KEYNOTE | 7/24/2023 | |

SEAL: COMMONWEALTH OF VIRGINIA JAMIE M. DUBBE Lic. No. 014772 07-25-2023 ARCHITECT

MN+ BMcD JointVenture

A/E INFO

APPROVED
FOR COMMANDER NAVFAC 7/25/2023

ACTIVITY
Timothy Calohan, PE,
NOAA Senior Project Manager

SATISFACTORY TO DATE 04OCT2022

| DES | JMD | DRW | SF | CHK | EV |
|---|---|---|---|---|---|

| | |
|---|---|
| PM/DM | RS/RC |
| BRANCH MANAGER | CGM |
| CHIEF ENG/ARCH | EJA |
| FIRE PROTECTION | DSN |

SCALE: AS NOTED
EPROJECT NO.: 1562331
CONSTR. CONTR. NO. N4008523R2527
NAVFAC DRAWING NO. 12874092
SHEET 216 OF 504

A-241

DRAWFORM REVISION: 25 AUGUST 2020

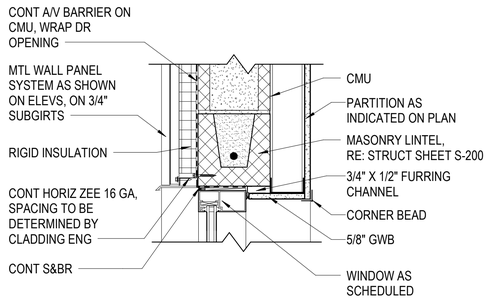


## D1 WINDOW HD

1 1/2" = 1'-0"

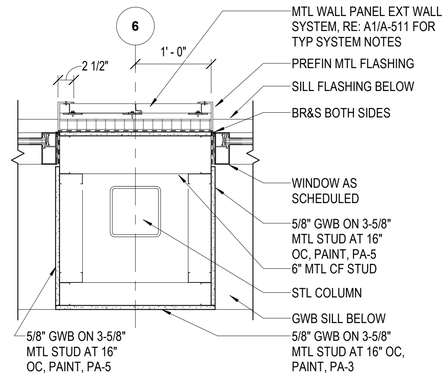


## D2 WINDOW JAMB

1" = 1'-0"

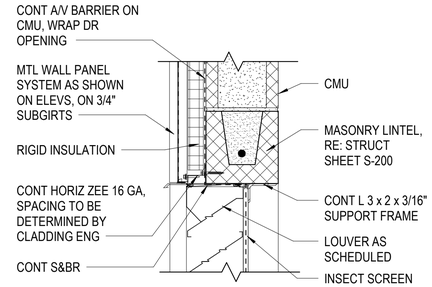


## D3 LOUVER HEAD

1 1/2" = 1'-0"

| QUANTITY | TYPE | SIZE | | | DETAIL | | |
|---|---|---|---|---|---|---|---|
| | | WIDTH | HEIGHT | SILL HEIGHT | HEAD | JAMB | SILL |
| 6 | W1 | 5' - 4" | 6' - 0" | 2' - 8" | D1/A-603 | C1/A-603 | B1/A-603 |
| 10 | W2 | 10' - 0" | 6' - 0" | 2' - 8" | D1/A-603 | C1/A-603 | B1/A-603 |
| 8 | W3 | 10' - 0" | 2' - 8" | 7' - 4" | D1/A-603 | C1/A-603 | B1/A-603 |
| 4 | W4 | 24' - 0" | 7' - 6" | 8' - 6" | B1/A-511 | D2/A-603 | A1/A-511 |
| 1 | W5 | 14' - 8" | 6' - 0" | 2' - 8" | D1/A-603 | B3/A-511 | B1/A-603 |

GENERAL WINDOW NOTES:
1. FOR GLAZING LEGEND REFER TO SHEET A-602.
2. ALL EXTERIOR WINDOW ASSEMBLIES MUST MEET WIND LOADS AND PRESSURES AS NOTED ON STRUCTURAL SHEETS S-001 - S-003
3. EXTERIOR WINDOWS TO HAVE A MIN U-VALUE OF 0.36 AND A MAX SOLAR HEAT GAIN COEFFICIENT OF 0.34.
4. ALL EXTERIOR WINDOWS TO HAVE GLAZING TYPE 2A, HATCHED AREAS 2C

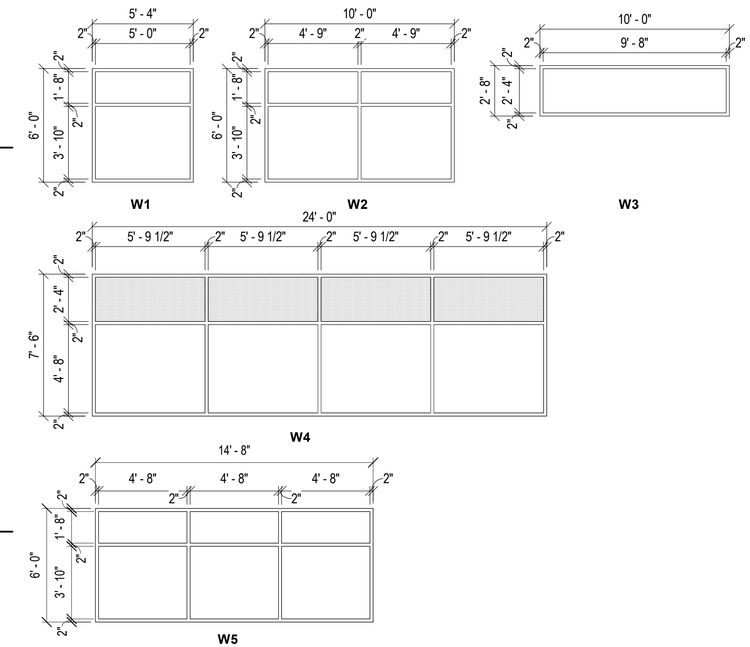


## WINDOW TYPES

NOT TO SCALE

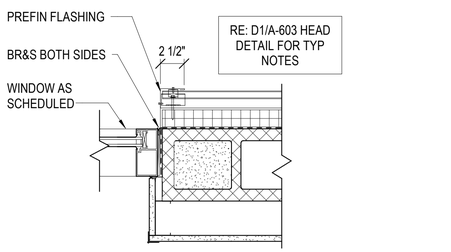


## C1 WINDOW JAMB

1 1/2" = 1'-0"

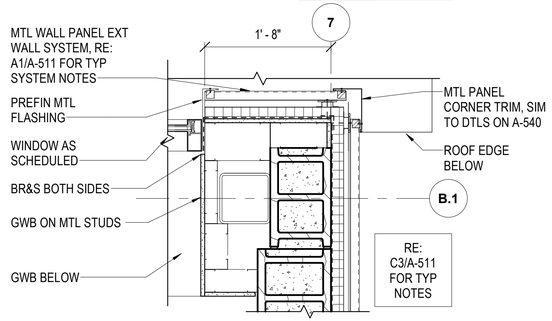


## C2 WINDOW JAMB / CORNER DTL

1" = 1'-0"

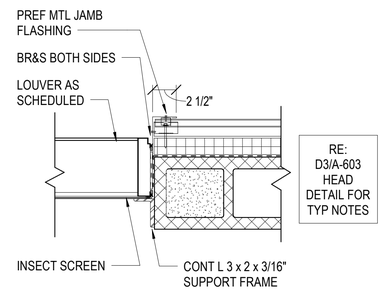


## C3 LOUVER JAMB

1 1/2" = 1'-0"

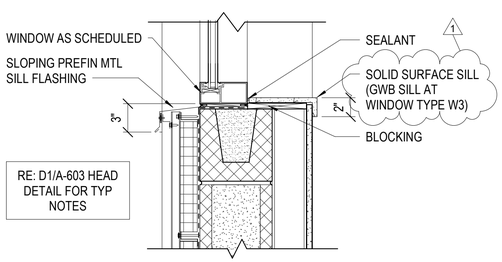


## B1 WINDOW SILL

1 1/2" = 1'-0"

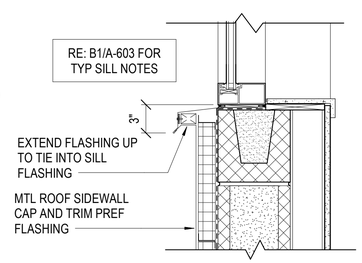


## B2 WINDOW SILL AT FLASHING

1 1/2" = 1'-0"

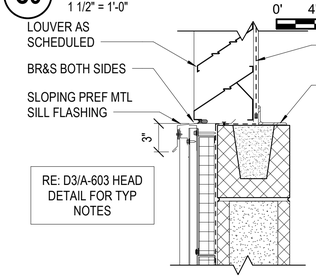


## B3 LOUVER SILL

1 1/2" = 1'-0"

## LOUVER SCHEDULE

| QUANTITY | TYPE | SIZE | | | DETAILS | | | FREE AREA | MAX PRESSURE DROP (WC) |
|---|---|---|---|---|---|---|---|---|---|
| | | WIDTH | HEIGHT | SILL HEIGHT | HEAD | JAMB | SILL | | |
| 1 | L1.1 | 1' - 4" | 1' - 4" | 11' - 4" | D3/A-603 | C3/A-603 | B3/A-603 | .35 SQF | 0.15 |
| 1 | L1.2 | 1' - 4" | 1' - 4" | 10' - 0" | D3/A-603 | C3/A-603 | B3/A-603 | .11 SQF | 0.15 |
| 1 | L1.3 | 1' - 4" | 1' - 4" | 10' - 0" | D3/A-603 | C3/A-603 | B3/A-603 | .38 SQF | 0.15 |
| 2 | L1.4 | 1' - 4" | 1' - 4" | 12' - 0" | D3/A-603 | C3/A-603 | B3/A-603 | .30 SQF | 0.10 |
| 1 | L2 | 2' - 0" | 1' - 4" | 10' - 0" | D3/A-603 | C3/A-603 | B3/A-603 | .74 SQF | 0.15 |
| 2 | L2.1 | 2' - 0" | 1' - 4" | 8' - 8" | D3/A-603 | C3/A-603 | B3/A-603 | .74 SQF | 0.15 |
| 2 | L3 | 1' - 0" | 1' - 0" | 21' - 0" | A1/A603 | A2/A-603 | A3/A-603 | .18 SQF | 0.15 |
| 2 | L4 | 3' - 4" | 1' - 4" | 12' - 0" | D3/A-603 | C3/A-603 | B3/A-603 | .16 SQF | 0.15 |
| 1 | L5 | 2' - 0" | 2' - 0" | 21' - 4" | D3/A-603 | C3/A-603 | B3/A-603 | .91 SQF | 0.15 |

GENERAL LOUVER NOTES:
1. ALL EXTERIOR LOUVERS TO BE WIND DRIVEN RAIN RESISTANT TYPE.
2. ALL EXTERIOR LOUVERS MUST MEET WIND LOADS AND PRESSURES AS NOTED ON STRUCTURAL SHEETS S-001 - S-003.
3. ALL LOUVERS TO INCLUDE INSECT SCREENS.

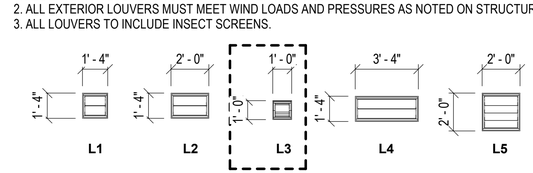


## LOUVER TYPES

NOT TO SCALE

**BID OPTION - BOAT REPAIR BUILDING**

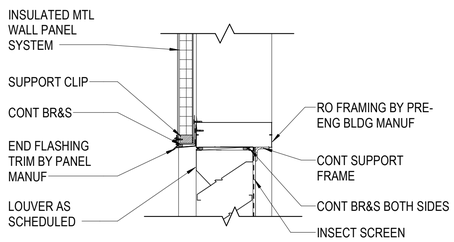


## A1 LOUVER HEAD AT BOAT REPAIR

1 1/2" = 1'-0"

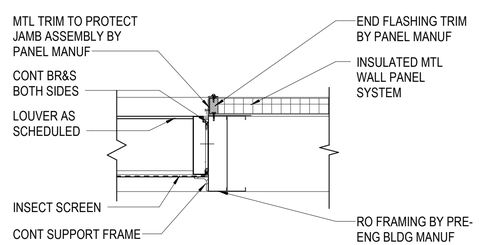


## A2 LOUVER JAMB AT BOAT REPAIR

1 1/2" = 1'-0"

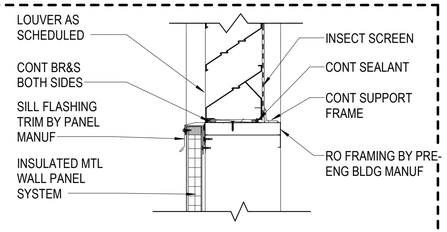


## A3 LOUVER SILL AT BOAT REPAIR

1 1/2" = 1'-0"

| SYM | DESCRIPTION | DATE | APPR |
|---|---|---|---|
| 1 | UPDATE WINDOW SILL DLT | 7/24/2023 | |

NAVFAC

COMMONWEALTH OF VIRGINIA
JAMIE M. DUBBE
Lic. No. 014772
07-25-2023
ARCHITECT
SEAL

MN+ BMcD JointVenture
A/E INFO

APPROVED
FOR COMMANDER NAVFAC 7/25/2023

ACTIVITY
Timothy Calohan, PE,
NOAA Senior Project Manager

SATISFACTORY TO DATE 04OCT2022
DES JMD DRW AC CHK EV
PM/DM RS/RC
BRANCH MANAGER CGM
CHIEF ENG/ARCH EJA
FIRE PROTECTION DSN

DEPARTMENT OF THE NAVY
NAVAL FACILITIES ENGINEERING SYSTEMS COMMAND ~ MID-ATLANTIC
MIDLANT DCBL
NAVAL FACILITIES ENGINEERING SYSTEMS COMMAND
NAVAL STATION NORFOLK ~ NORFOLK, VA
NAVAL STATION NEWPORT
NEWPORT, RHODE ISLAND
NOAA OMAO SHIP & SUPPORT FACILITY RELOCATION
WINDOW AND LOUVER SCHEDULE AND DETAILS

SCALE: AS NOTED
EPROJECT NO.: 1562331
CONSTR. CONTR. NO. N40085-23-R-2527
NAVFAC DRAWING NO. 12874121
SHEET 245 OF 504
A-603

DRAWFORM REVISION: 25 AUGUST 2020