

SITE SYMBOL

- ① SAW CUT AT NEAREST EXISTING JOINT
MATCH EXISTING ELEVATIONS, ENSURE
NO TRIPPING HAZARD
- ② TRANSITION FLUSH CURB TO FULL REVEAL
CURB ON EITHER SIDE OF CURB RAMP USING
FLARED TAPER. GRADE BEHIND CURB TO
MATCH TOP OF CURB.
- ③ LANDING AREA

NOTES

1. ACCESSIBLE RAMPS SHALL BE CONSTRUCTED AS DESIGNED.
2. THE EXACT LOCATION OF THE NEAREST JOINT SHALL BE FIELD VERIFIED. DESIGN SLOPES MAY BE ALTERED AS NECESSARY TO ACCOUNT FOR A CHANGE IN RAMP LENGTH. HOWEVER, IN NO CASE CAN ANY ACCESSIBLE RAMP EXCEED A MAXIMUM GRADE OF 8% AND CROSS GRADE OF 2%. ANY GRADE EXCEEDING THESE LIMITS SHALL BE COORDINATED WITH COR TO DETERMINE EXTENT OF REPAIR.
3. THE DETECTABLE WARNING SURFACE SHALL BE A LENGTH OF 2 FEET, SPAN THE ENTIRE WIDTH OF THE RAMP AND BE LOCATED NO FARTHER THAN 2 INCHES FROM THE BACK OF CURB.
4. DETECTABLE WARNING PLATE SHALL BE NEENAH#4984, OR EQUIVALENT.
5. CONCRETE TAPERS ALONG THE RAMP, TO TRANSITION FROM FLUSH CURB TO FULL REVEAL CURB, SHALL NOT EXCEED A SLOPE OF 10:1.
6. REFER TO THE RAMP CONSTRUCTION DETAILS FOR ADDITIONAL INFORMATION.

-	-
-	-
-	-
-	-
Revisions:	Date

CONSULTANTS:

ARCHITECT/ENGINEERS:

acela

architects + engineers

acela architects + engineers, pc office: 610.365.4023
2633 Moravian Ave. website: www.acela-ae.com
Allentown, PA 18103 email: info@acela-ae.com



Christopher W. Geary PE# 17277

Drawing Title
ADA Ramp Detail

Approved: Project Director

SHERIDAN VAHCS PLANNING AND ENGINEERING

Project Title	Resurface Roads And Parking Lots
---------------	----------------------------------

Location	Sheridan VA Medical Center
----------	----------------------------

Date
6/14/2020

Checked
Geary

Drawn	
Peters	

Project Number	666-17-104
----------------	------------

Building Number

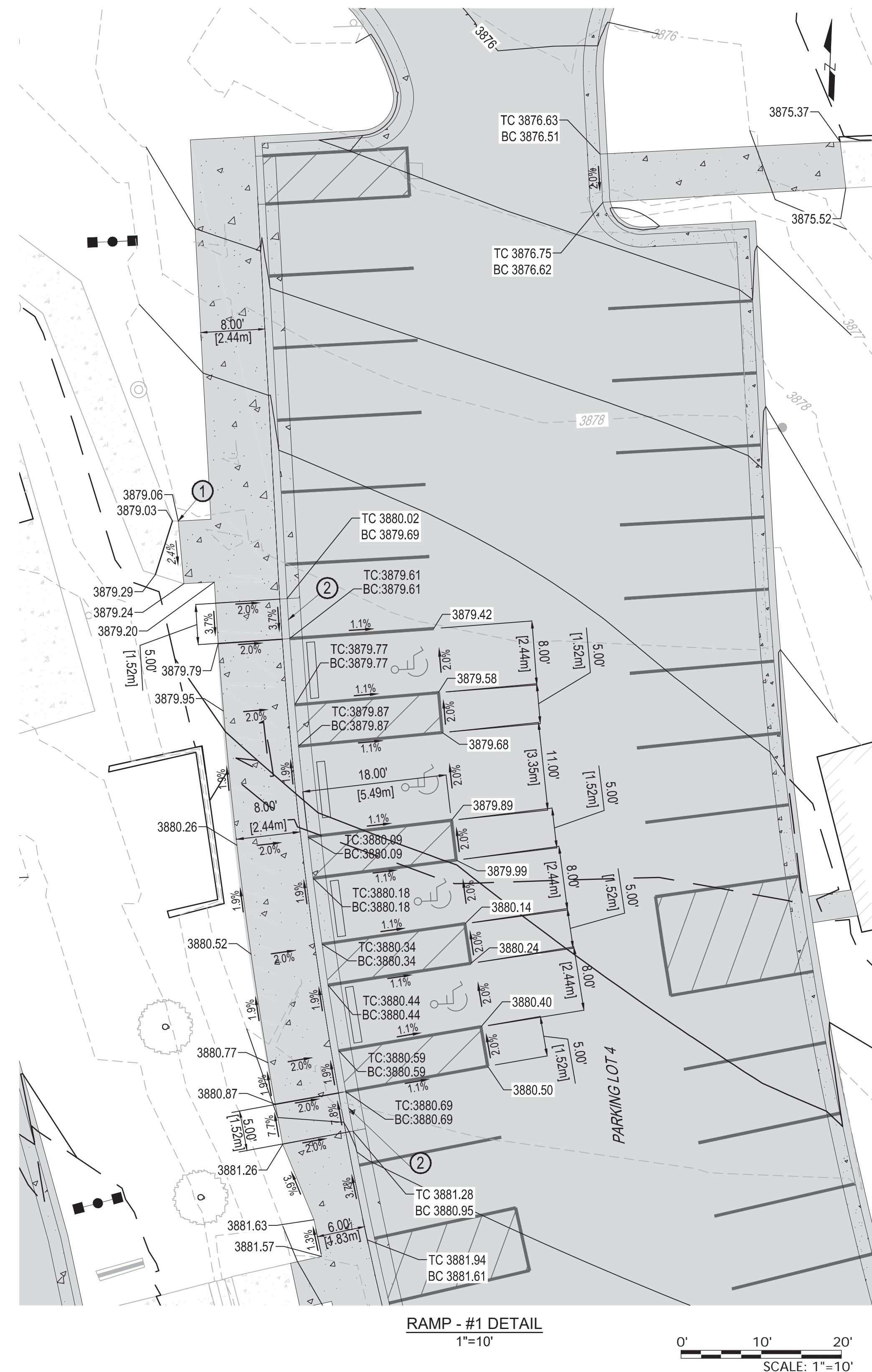
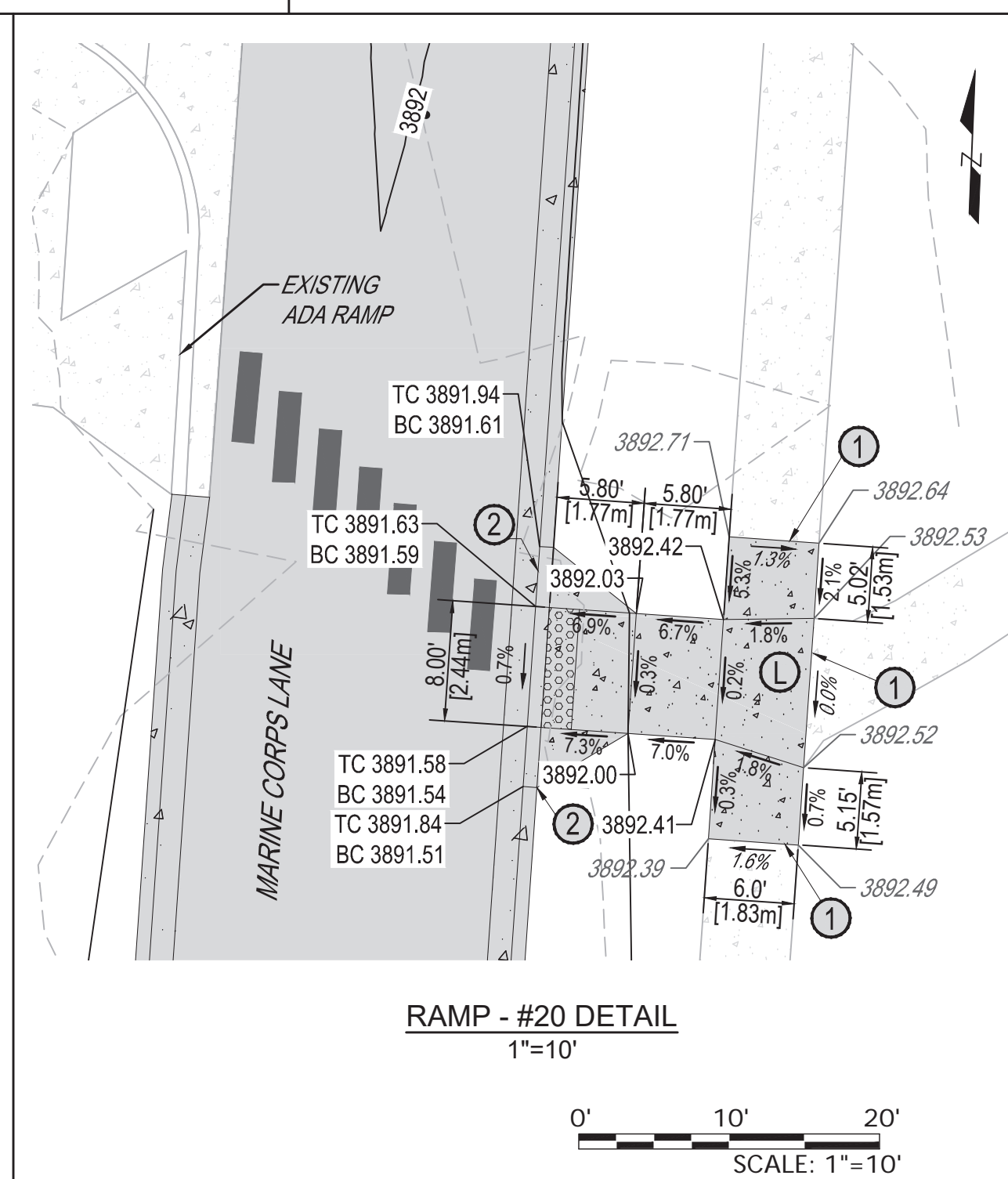
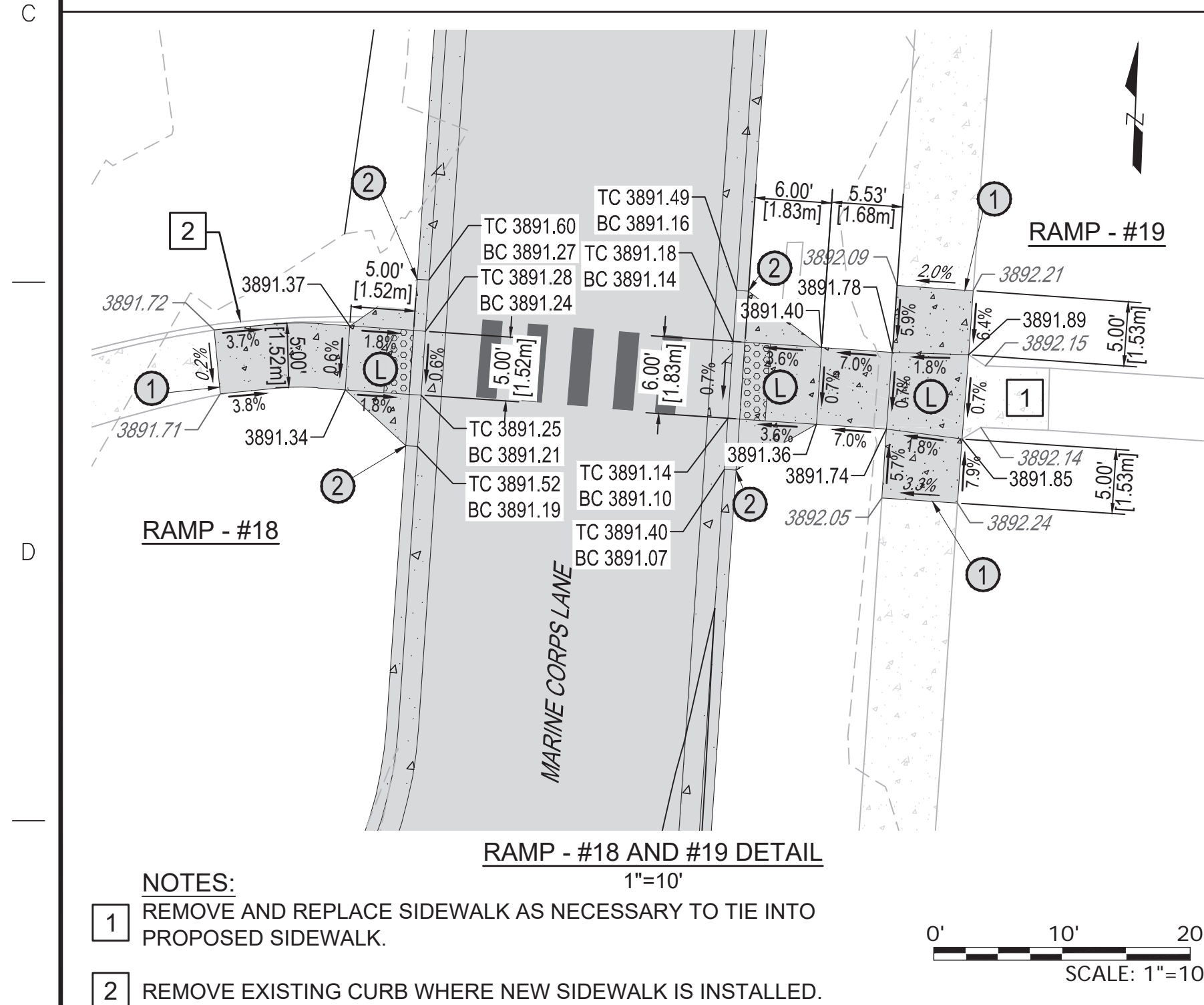
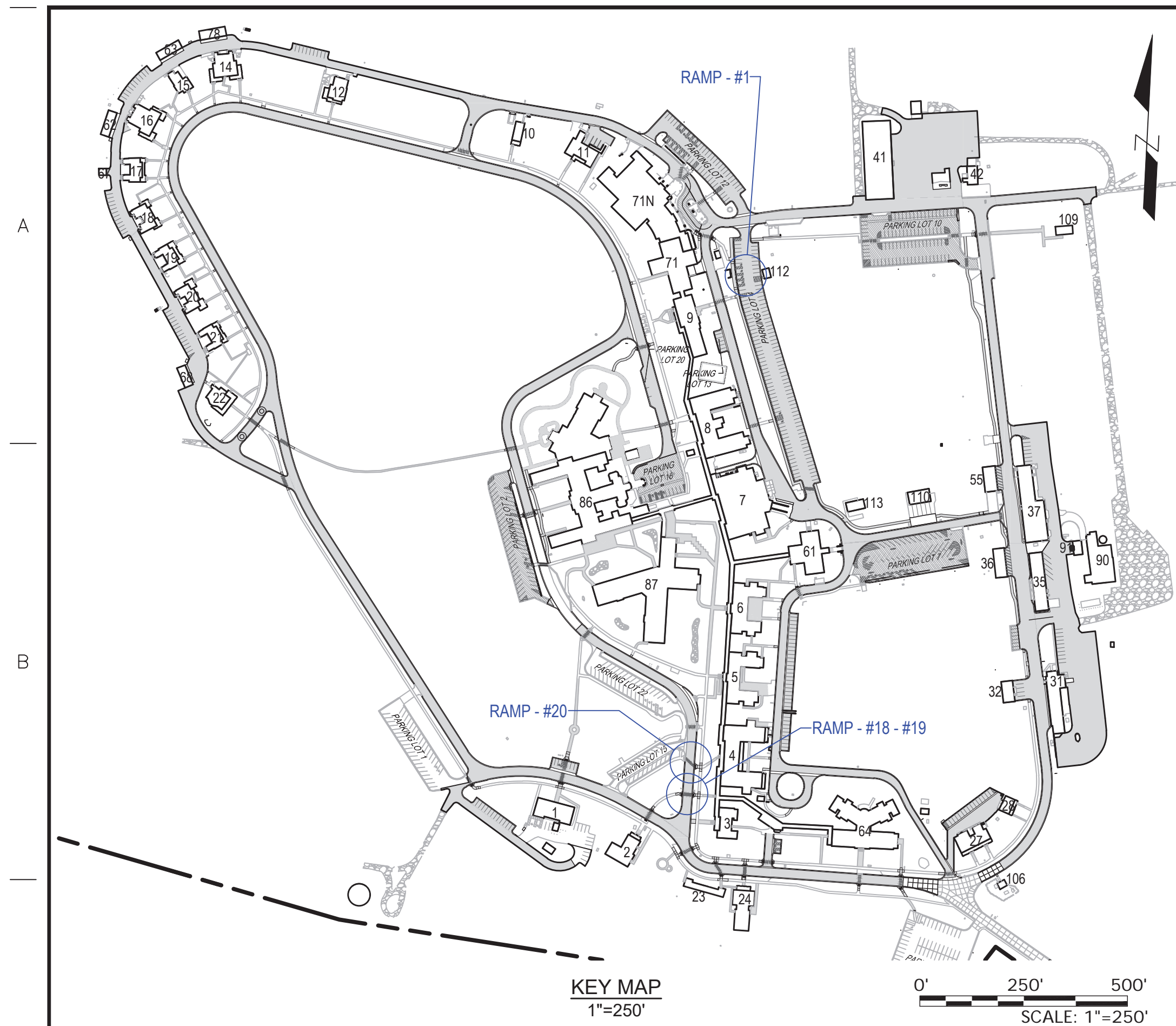
	Drawing Number

CS204

Dwg.108 of 195

Office of
Construction
and Facilities
Management





- SITE SYMBOL

- ① SAW CUT AT NEAREST EXISTING JOINT
MATCH EXISTING ELEVATIONS, ENSURE
NO TRIPPING HAZARD
- ② TRANSITION FLUSH CURB TO FULL REVEAL
CURB ON EITHER SIDE OF CURB RAMP USING
FLARED TAPER. GRADE BEHIND CURB TO
MATCH TOP OF CURB.
- ③ LANDING AREA

- NOTES

1. ACCESSIBLE RAMPS SHALL BE CONSTRUCTED AS DESIGNED.
2. THE EXACT LOCATION OF THE NEAREST JOINT SHALL BE FIELD VERIFIED. DESIGN SLOPES MAY BE ALTERED AS NECESSARY TO ACCOUNT FOR A CHANGE IN RAMP LENGTH. HOWEVER, IN NO CASE CAN ANY ACCESSIBLE RAMP EXCEED A MAXIMUM GRADE OF 8% AND CROSS GRADE OF 2%. ANY GRADE EXCEEDING THESE LIMITS SHALL BE COORDINATED WITH COR TO DETERMINE EXTENT OF REPAIR.
3. THE DETECTABLE WARNING SURFACE SHALL BE A LENGTH OF 2 FEET. SPAN THE ENTIRE WIDTH OF THE RAMP AND BE LOCATED NO FARTHER THAN 2 INCHES FROM THE BACK OF CURB.
4. DETECTABLE WARNING PLATE SHALL BE NEENAH#4984, OR EQUIVALENT.
5. CONCRETE TAPERS ALONG THE RAMP, TO TRANSITION FROM FLUSH CURB TO FULL REVEAL CURB, SHALL NOT EXCEED A SLOPE OF 10:1.
6. REFER TO THE RAMP CONSTRUCTION DETAILS FOR ADDITIONAL INFORMATION.

-	-
-	-
-	-
-	-
Revisions:	Date

CONSULTANTS:


ARCHITECT/ENGINEERS:

acela

architects + engineers

acela architects + engineers, pc
2633 Moravian Ave.
Allentown, PA 18103

office: 610.365.4023
website: www.acela-ae.com
email: info@acela-ae.com



Drawing Title
ADA Ramp Detail

Approved: Project Director

SHERIDAN VAHCS PLANNING AND ENGINEERING

Project Title	Resurface Roads And Parking Lots
---------------	----------------------------------

Location	Sheridan VA Medical Center
----------	----------------------------

Sheridan, WY

Date	6/14/2020
------	-----------

Checked
Geary

Drawn	
Peters	

Project Number
666-17-104

Building Number

Drawing Number

CS205

Dwg. 109 of 195

Office of
Construction
and Facilities
Management

