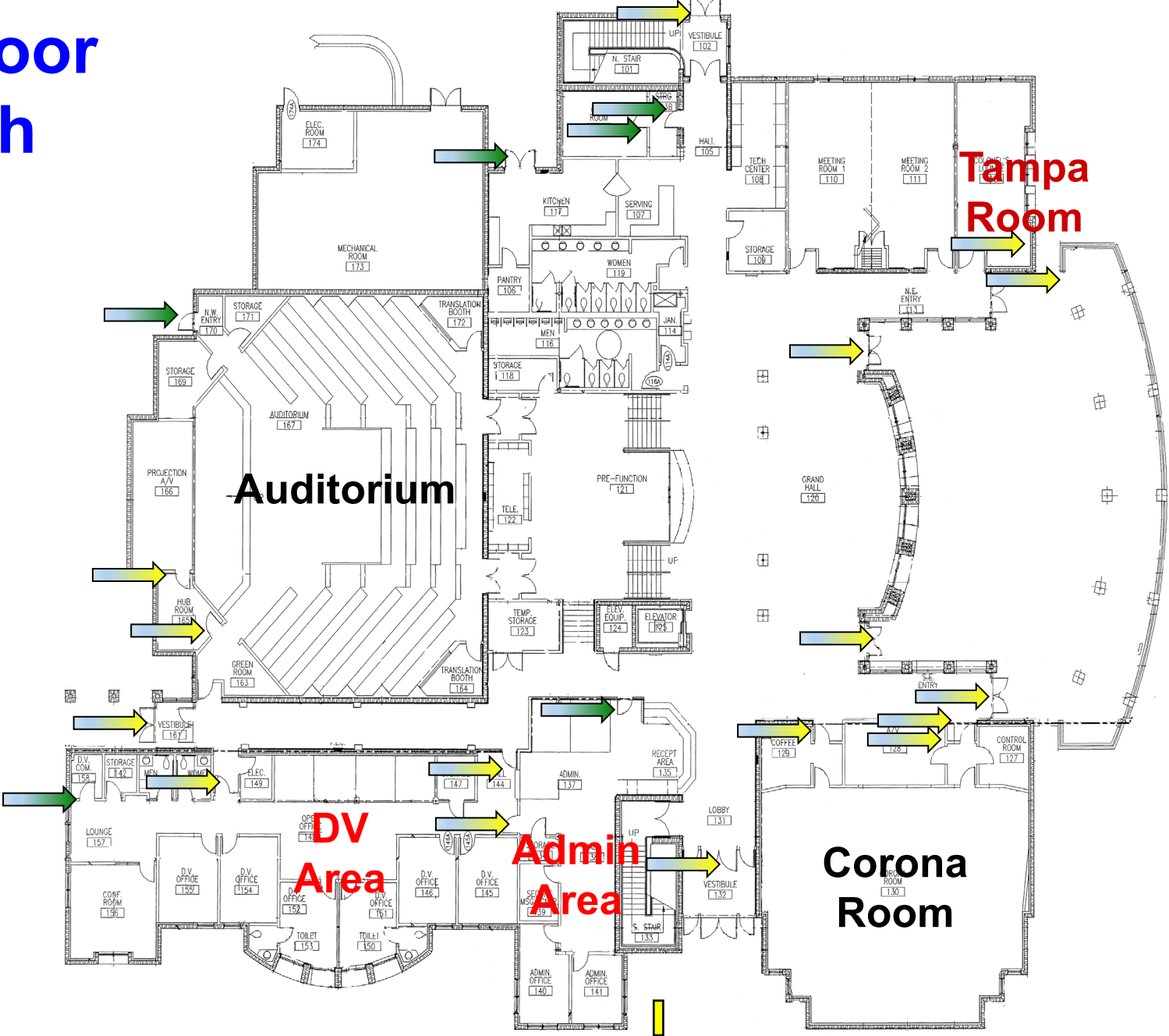




# DCC Hirsch Security System Upgrade Project



# First Floor Hirsch



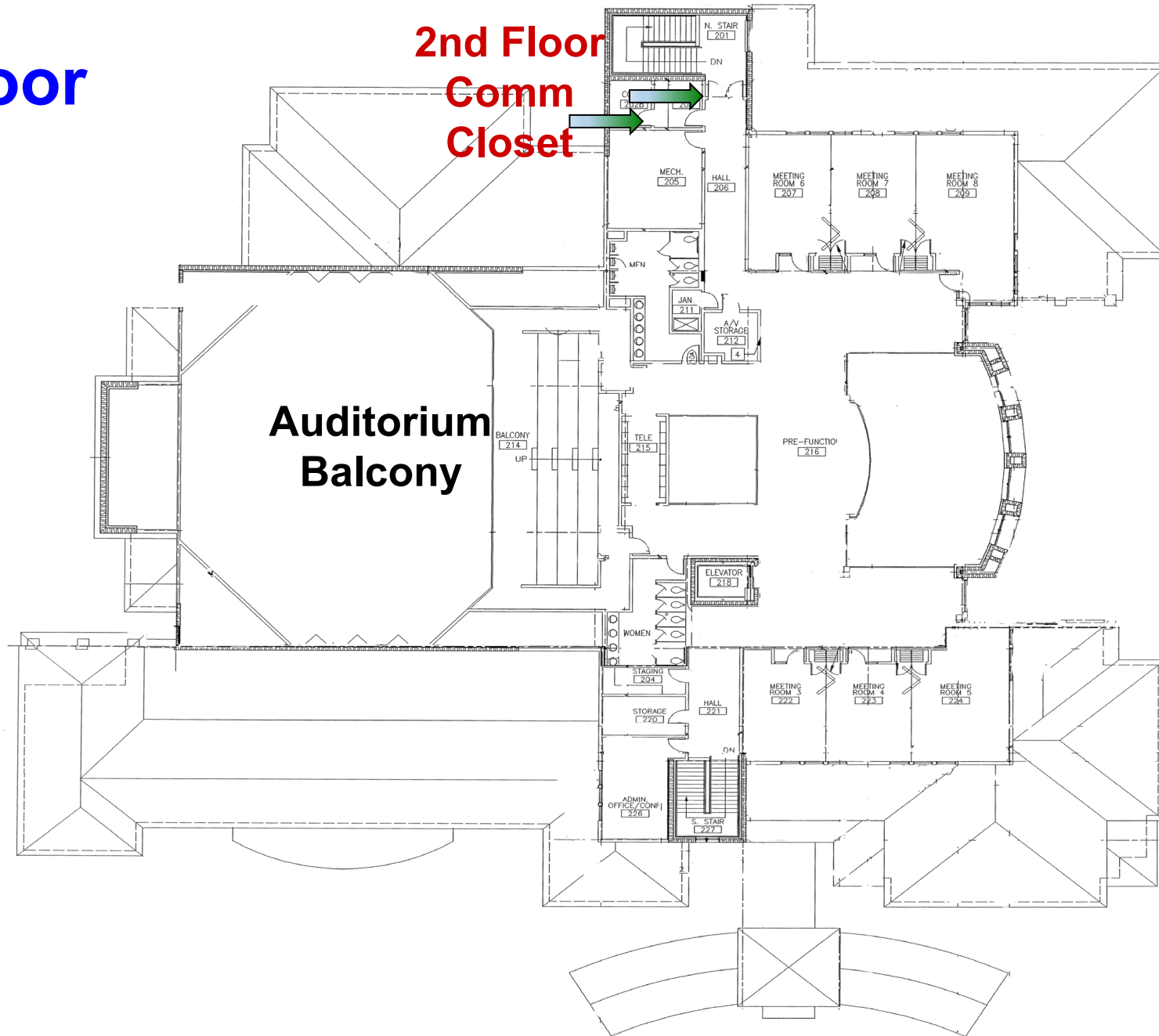
Existing  
Hirsch  
Access  
Point



New Hirsch  
Access  
Point



## Second Floor Hirsch



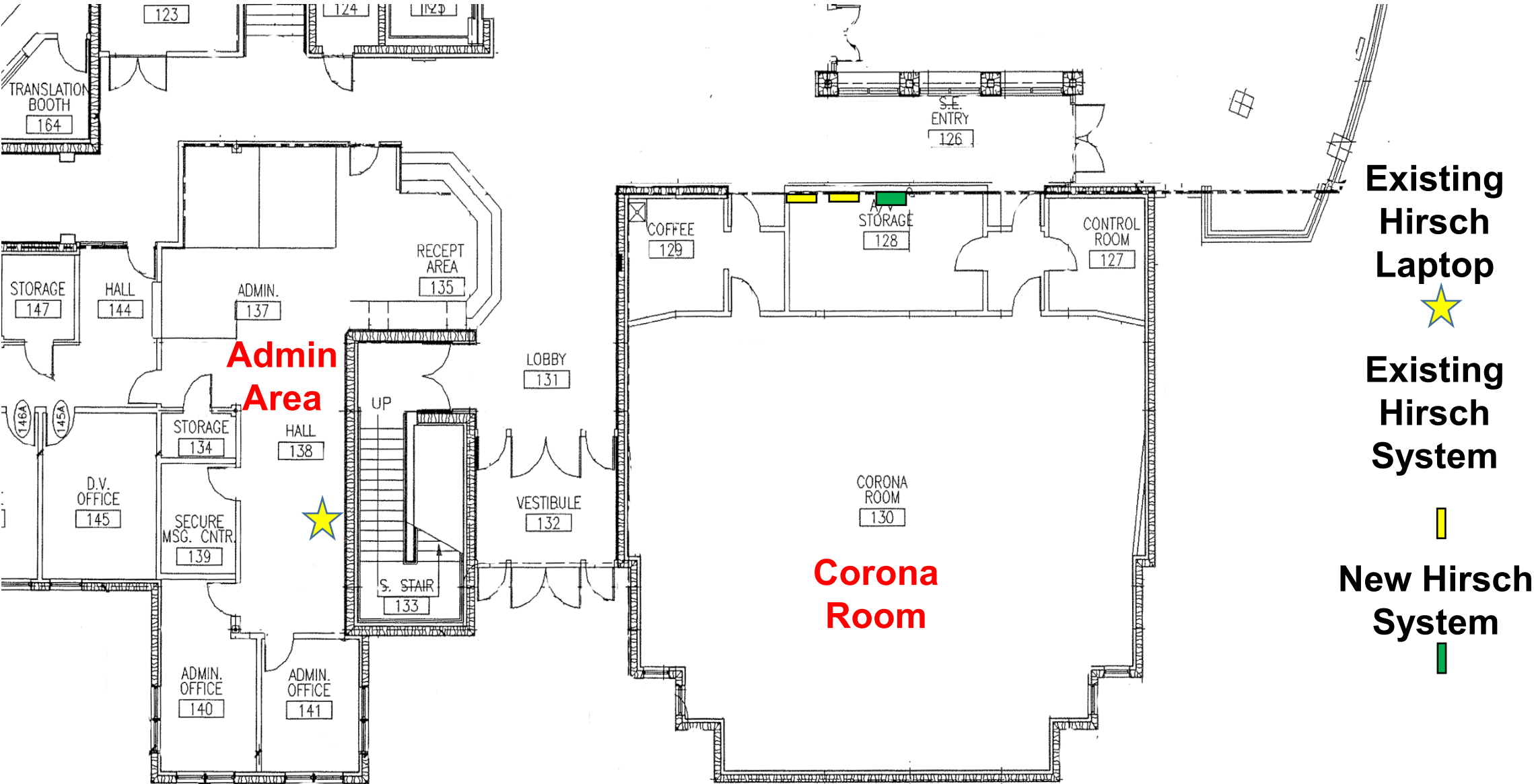
## Existing Hirsch Access Point



# New Hirsch Access Point




# Hirsch System






# Existing System



# Unit to Integrate




# Full Backend System Layout






# Controller #1






# Controller #2






# Controller #3



# Controller #3 and Commercial Ports





# Screen Shot Time Zones

UNCLASSIFIED  
Velocity - Standard

Standard Time Zone Properties

File View Help

Standard Time Zones Master Time Zones Grand Master Time Zones

Name	Start	End	M	T	W	T	F	S	S	H	1	2	3	4
<Always>	00:00	24:00	✓	✓	✓	✓	✓	✓	✓	✓	✓	✓	✓	✓
<Never>	00:00	00:00												
Back Door	07:15	16:30										✓		
Corona Hours	00:00	24:00	✓	✓	✓	✓	✓					✓		
DVE Open	07:30	16:30	✓	✓	✓	✓	✓					✓		
Front Door	07:00	16:30	✓	✓	✓	✓	✓					✓		
Smoking Area Door	07:30	16:30	✓	✓	✓	✓	✓					✓		
Terrace Doors	07:30	16:30	✓	✓	✓	✓	✓					✓		
Weekend	00:00	00:00											✓	

☐ In-use ☐ Not referenced by any controller

Person templates  
Roles  
Threat Levels  
Time Zones  
Workstations  
DIGI\*TRAC Configuration  
Interfaces Configuration

Event Viewer

Host Time	Description	Address	Event Type	Event ID
1/13/2023 8:00:00 AM	Warning! System code is 123 at controller M8N-2-DCC	\\VNET.001.0001.001.02	DIGI*TRAC Miscellaneous	8015
1/13/2023 7:44:17 AM	Access granted: Master Master Tampa room-Tampa room	\\VNET.001.0001.001....	DIGI*TRAC Transaction	2000
1/13/2023 7:30:00 AM	Time zone Terrace Doors relay Patio Right actuated	\\VNET.001.0001.001....	DIGI*TRAC Internal	9004
1/13/2023 7:30:00 AM	Time zone Terrace Master relay Corona Exterior actuated	\\VNET.001.0001.001....	DIGI*TRAC Internal	9004
1/13/2023 7:30:00 AM	Time zone Terrace Master relay Patio Left actuated	\\VNET.001.0001.001....	DIGI*TRAC Internal	9004
1/13/2023 7:30:00 AM	Time zone Terrace Master relay Tampa Exterior actuated	\\VNET.001.0001.001....	DIGI*TRAC Internal	9004
1/13/2023 7:30:00 AM	Time zone Smoking Area Master relay Smoking Area actuated	\\VNET.001.0001.001....	DIGI*TRAC Internal	9004

DCC Active Alarms: 19148 Adc. Alarms: 911 Off Normal: 1 Threat Level: Level 00

1/13/2023 9:38:17 AM 9:38 AM 1/13/2023

# Screen Shot Existing Controllers Names

The screenshot displays the 'Velocity - Standard' software interface, which is used for managing access control systems. The interface is divided into several sections:

- Top Bar:** Labeled 'UNCLASSIFIED' and 'Velocity - Standard'.
- Main Menu:** Includes icons for Administration, Customization, Alarm Viewer, Event Viewer, Graphics, Status Viewer, Who's Inside, Report Manager, Enrollment Manager, Badge Designer, NVR/DVR Viewer, and CCTV Viewer.
- Status Viewer:** Shows a list of controllers under the 'Status Group: Controllers' filter. The list includes columns for Controller Name, Address, Status, Threat, Enclosure, Enabled, Terminal, AC Po..., UPS Battery, Lo..., M..., Printer, S Prin..., Tamper Pending, and Updated.
- Administration:** Contains a search bar and a tree view of hardware views, including Function Groups, Operators, Person Templates, Roles, Threat Levels, Time Zones, Workstations, DIGI\*TRAC Configuration, and Interfaces Configuration.
- Event Viewer:** Displays a list of events with columns for Host Time, Description, Address, Event Type, and Event ID.
- Bottom Bar:** Shows system status information, including 'Active Alarms: 19148', 'Ack. Alarms: 911', 'Off Normal: 1', and 'Threat Level: Level 00'. It also includes a search bar and system icons.

The 'Status Viewer' section shows the following data:

Controller Name	Address	Status	Threat	Enclosure	Enabled	Terminal	AC Po...	UPS Battery	Lo...	M...	Printer	S Prin...	Tamper Pending	Updated
M8N-1-DCC	\\VNET.001.0001.001.01	-	-	-	Yes	-	-	-	-	-	-	-	-	12/22/2022 10:32:23 AM
M8N-2-DCC	\\VNET.001.0001.001.02	Online	Level 00	Secure	Yes	Logged OFF	OK	FAIL	OFF	OK	Offline	Offline	Pending	01/11/2023 1:30:51 AM

The 'Event Viewer' section shows the following data:

Host Time	Description	Address	Event Type	Event ID
1/13/2023 8:00:00 AM	Warning! System code is 123 at controller M8N-2-DCC	\\VNET.001.0001.001.02	DIGI*TRAC Miscellaneous	8015
1/13/2023 7:44:17 AM	Access granted: Master Master Tampa room-Tampa room	\\VNET.001.0001.001.01	DIGI*TRAC Transaction	2000
1/13/2023 7:30:00 AM	Time zone Terrace Doors relay Patio Right actuated	\\VNET.001.0001.001.01	DIGI*TRAC Internal	9004
1/13/2023 7:30:00 AM	Time zone Terrace Master relay Corona Exterior actuated	\\VNET.001.0001.001.01	DIGI*TRAC Internal	9004
1/13/2023 7:30:00 AM	Time zone Terrace Master relay Patio Left actuated	\\VNET.001.0001.001.01	DIGI*TRAC Internal	9004
1/13/2023 7:30:00 AM	Time zone Terrace Master relay Tampa Exterior actuated	\\VNET.001.0001.001.01	DIGI*TRAC Internal	9004
1/13/2023 7:30:00 AM	Time zone Smoking Area Master relay Smoking Area actuated	\\VNET.001.0001.001.01	DIGI*TRAC Internal	9004

# Screen Shot Existing Doors

The screenshot displays the ID Velocity Standard software interface. The top bar is green and labeled "UNCLASSIFIED Velocity - Standard". Below this is a navigation menu with icons for Administration, Customization Manager, Alarm Viewer, Event Viewer, Graphics, Status Viewer, Who's Inside, Report Manager, Enrollment Manager, Badge Designer, NVR/DVR Viewer, and CCTV Viewer.

The main window is divided into two primary sections: "Status Viewer" and "Administration".

**Status Viewer:** This section shows a list of controllers. The "Status Group" is set to "Controllers". The list includes:

Controller Name	Address	Status	Threat	Enclosure	Enabled	Terminal	AC Po...	UPS Battery	Lo...	M...	Printer	S Prin...	Tamper Pending	Updated
M8N-1-DCC	\\VNET.001.0001.001.01	Online	Level 00	Secure	Yes	Logged OFF	OK	FAIL	OFF	OK	Offline	Offline	Pending	01/11/2023 1:30:51 AM

**Administration:** This section shows a tree view of hardware views. The "M8N-1-DCC" controller is selected, and the "Doors" sub-view is expanded. The list of doors is as follows:

Name	Index	Address
Cor-1	04	\\VNET.001.0001.001.01.DR04
Cor-2	05	\\VNET.001.0001.001.01.DR05
Corona comms	06	\\VNET.001.0001.001.01.DR06
DV1	02	\\VNET.001.0001.001.01.DR02
DV2	03	\\VNET.001.0001.001.01.DR03
DVA	07	\\VNET.001.0001.001.01.DR07
DVE	01	\\VNET.001.0001.001.01.DR01
Front Doors	08	\\VNET.001.0001.001.01.DR08

**Event Viewer:** This section shows a list of events. The "Host Time" column shows the date and time of the event. The "Description" column shows the event details. The "Address" column shows the controller address. The "Event Type" column shows the type of event. The "Event ID" column shows the event ID.

Host Time	Description	Address	Event Type	Event ID
1/13/2023 8:00:00 AM	Warning! System code is 123 at controller M8N-2-DCC	\\VNET.001.0001.001.02	DIGI*TRAC Miscellaneous	8015
1/13/2023 7:44:17 AM	Access granted: Master Master Tampa room-Tampa room	\\VNET.001.0001.001.01	DIGI*TRAC Transaction	2000
1/13/2023 7:30:00 AM	Time zone Terrace Doors relay Patio Right actuated	\\VNET.001.0001.001.01	DIGI*TRAC Internal	9004
1/13/2023 7:30:00 AM	Time zone Terrace Master relay Corona Exterior actuated	\\VNET.001.0001.001.01	DIGI*TRAC Internal	9004

The bottom status bar shows "DCC" and "Active Alarms: 19148". The taskbar at the bottom of the screen shows the Windows logo, a search bar, and several application icons.



# Screen Shot Existing Doors

UNCLASSIFIED

Velocity - Standard

Administration

Customization Manager

Alarm Viewer

Event Viewer

Graphics

Status Viewer

Who's Inside

Report Manager

Enrollment Manager

Badge Designer

NVR / DVR Viewer

CCTV Viewer

Configuration

System Activity

Credentialing

Video

Status Viewer

Masked

Status Group

Status Group: Controllers

Patio Left	\\NET.001.0001.001...	Online	Level 00	-	-	-	-	-	-	-	-	-	-	-	-	12/22/2022 10:32:26...
Auditorium C...	\\NET.001.0001.001...	Online	Level 00	-	-	-	-	-	-	-	-	-	-	-	-	12/22/2022 10:32:26...
Corona Ext...	\\NET.001.0001.001...	Online	Level 00	-	-	-	-	-	-	-	-	-	-	-	-	12/22/2022 10:32:26...
Patio Right	\\NET.001.0001.001...	Online	Level 00	-	-	-	-	-	-	-	-	-	-	-	-	12/22/2022 10:32:26...
Tampa room	\\NET.001.0001.001...	Online	Level 00	-	-	-	-	-	-	-	-	-	-	-	-	12/22/2022 10:32:26...
Auditorium ...	\\NET.001.0001.001...	Online	Level 00	-	-	-	-	-	-	-	-	-	-	-	-	12/22/2022 10:32:26...

Controller Name	Address	Status	Threat ...	Enclosure	Enabled	Terminal	AC Po...	UPS Battery	Lo...	M...	Printer	S Prin...	Tamper Pending	Updated
M8N-1-DCC	\\NET.001.0001.001.01	-	-	-	Yes	-	-	-	-	-	-	-	-	12/22/2022 10:32:23 AM
M8N-2-DCC	\\NET.001.0001.001.02	Online	Level 00	Secure	Yes	Logged OFF	OK	FAIL	OFF	OK	Offline	Offline	Pending	01/11/2023 1:30:51 AM

Administration

Hardware Views: 

Search

M8N-1-DCC

Doors

Expansion Inputs

Expansion Relays

Inputs

Readers

Relays

M8N-2-DCC

Doors

Expansion Inputs

Expansion Relays

Inputs

Readers

Relays

Name	Index	Address
<input checked="" type="checkbox"/> Auditorium CR Door	04	\\NET.001.0001.001.02.DR04
<input checked="" type="checkbox"/> Auditorium Comms	08	\\NET.001.0001.001.02.DR08
<input checked="" type="checkbox"/> Corona Exterior	05	\\NET.001.0001.001.02.DR05
<input checked="" type="checkbox"/> Patio Left	03	\\NET.001.0001.001.02.DR03
<input checked="" type="checkbox"/> Patio Right	06	\\NET.001.0001.001.02.DR06
<input checked="" type="checkbox"/> Smoking Area	01	\\NET.001.0001.001.02.DR01
<input checked="" type="checkbox"/> Tampa Exterior	02	\\NET.001.0001.001.02.DR02
<input checked="" type="checkbox"/> Tampa room	07	\\NET.001.0001.001.02.DR07

Event Viewer

Host Time	Description	Address	Event Type	Event ID
1/13/2023 8:00:00 AM	Warning! System code is 123 at controller M8N-2-DCC	\\NET.001.0001.001.02	DIGI*TRAC Miscellaneous	8015
1/13/2023 7:44:17 AM	Access granted: Master Master Tampa room-Tampa room	\\NET.001.0001.001....	DIGI*TRAC Transaction	2000
1/13/2023 7:30:00 AM	Time zone Terrace Doors relay Patio Right actuated	\\NET.001.0001.001....	DIGI*TRAC Internal	9004
1/13/2023 7:30:00 AM	Time zone Terrace Master relay Corona Exterior actuated	\\NET.001.0001.001....	DIGI*TRAC Internal	9004

DCC Active Alarms: 19148 Ack. Alarms: 911 Off Normal: 1 Threat Level: Level 00

1/13/2023 9:40:50 AM CAP NUM

Type here to search

9:40 AM 1/13/2023

# Screen Shot Door Groups

The screenshot displays the ID Velocity Standard software interface. The top bar is green and labeled "UNCLASSIFIED". Below it, the "Main" menu includes icons for Administration, Customization Manager, Alarm Viewer, Event Viewer, Graphics, Status Viewer, Who's Inside, Report Manager, Enrollment Manager, Badge Designer, NVR/DVR Viewer, and CCTV Viewer.

The "Status Viewer" section is active, showing a list of controllers. The "Status Group" is set to "Controllers". The table below lists the controllers:

Controller Name	Address	Status	Threat	Enclosure	Enabled	Terminal	AC Po...	UPS Battery	Lo...	M...	Printer	S Prin...	Tamper Pending	Updated
M8N-1-DCC	\\VNET.001.0001.001.01	Online	Level 00	Secure	Yes	Logged OFF	OK	FAIL	OFF	OK	Offline	Offline	Pending	12/22/2022 10:32:23 AM
M8N-2-DCC	\\VNET.001.0001.001.02	Online	Level 00	Secure	Yes	Logged OFF	OK	FAIL	OFF	OK	Offline	Offline	Pending	01/11/2023 1:30:51 AM

The "Administration" section is also visible, showing a tree view of the system configuration. The "Door Groups" folder is expanded, showing a list of door groups:

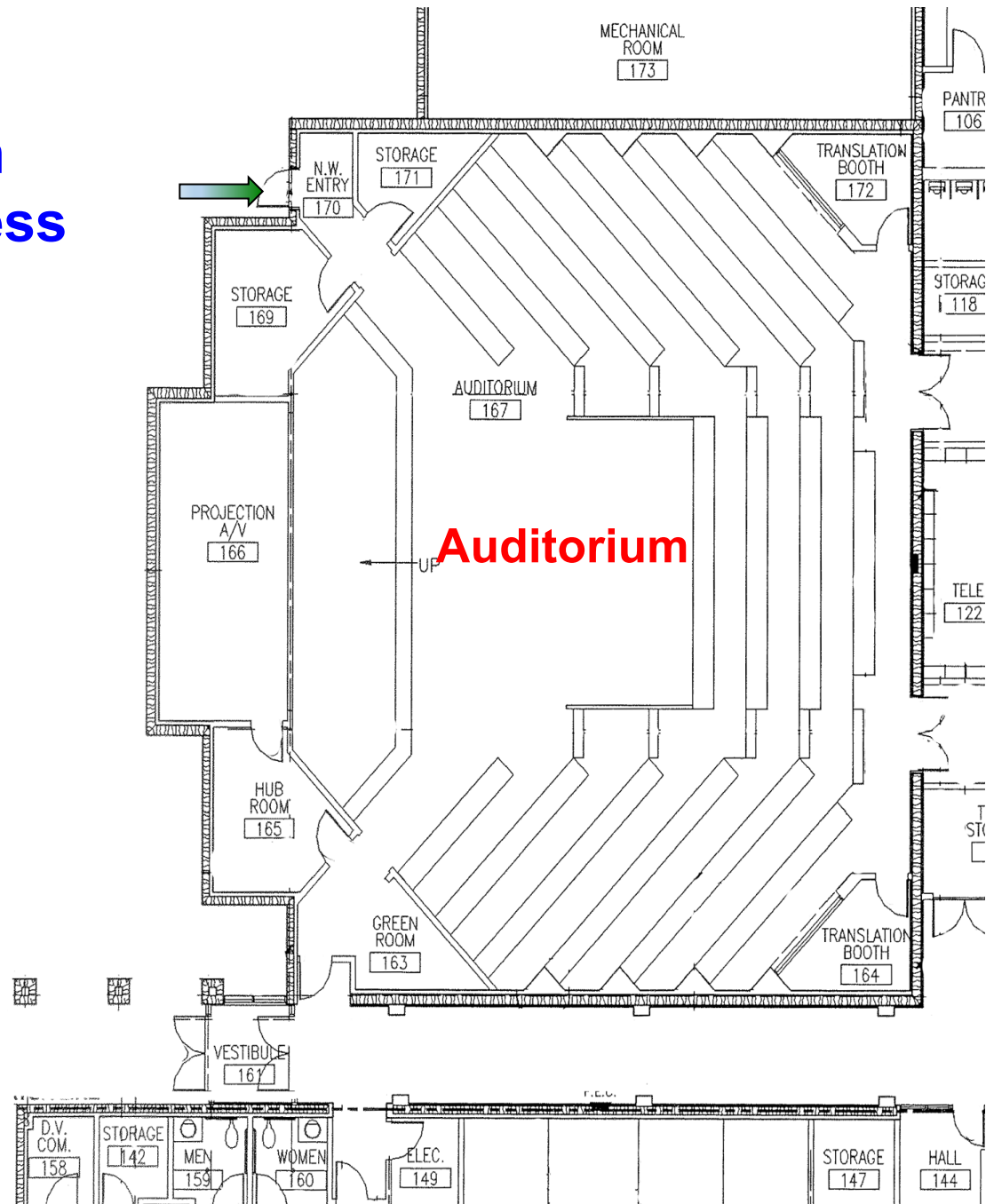
- Add New Door Group
- Add New Master Door Group
- Auditorium CR
- Corona
- Corona-DV
- DV
- DV-Daytime
- DV-Tampa
- Front Door
- Master Access
- New Doors
- Tampa Room

The "Event Viewer" section at the bottom shows a list of events:

Host Time	Description	Address	Event Type	Event ID
1/13/2023 9:46:56 AM	Download 1253 completed successfully	\\52NV2L3-4RW\\VR 0...	Software	6003
1/13/2023 9:46:55 AM	Door group Auditorium CR was changed by DCC	\\52NV2L3-4RW\\VR 0...	Software	1057
1/13/2023 9:46:55 AM	Operator DCC started download 1253. Task: Define Standard Access Zone	\\52NV2L3-4RW\\VR 0...	Software	6028
1/13/2023 8:00:00 AM	Warning! System code is 123 at controller M8N-2-DCC	\\VNET.001.0001.001.02	DIGI*TRAC Miscellaneous	8015

The bottom status bar shows "Active Alarms: 19148", "Ack. Alarms: 911", "Off Normal: 1", and "Threat Level: Level 00". The system clock shows "1/13/2023 9:47:29 AM".

## Auditorium Exterior Access Point





**New Hirsch  
Access  
Point**



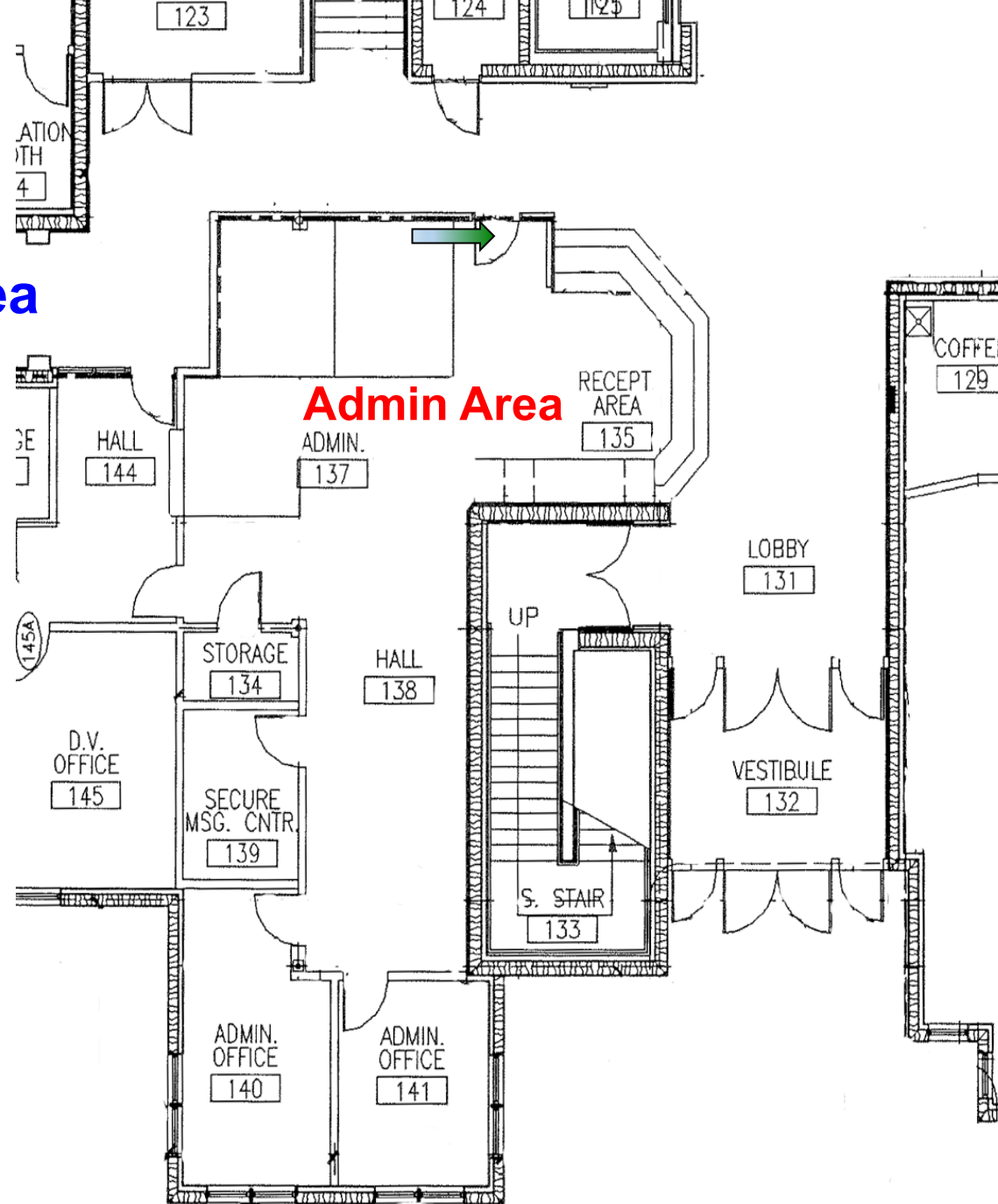
**Approximate  
Distance to Main  
Controller  
System is 300ft**



# Auditorium Emergency Exit



## Interior Admin Area Access Point



**New Hirsch  
Access  
Point**



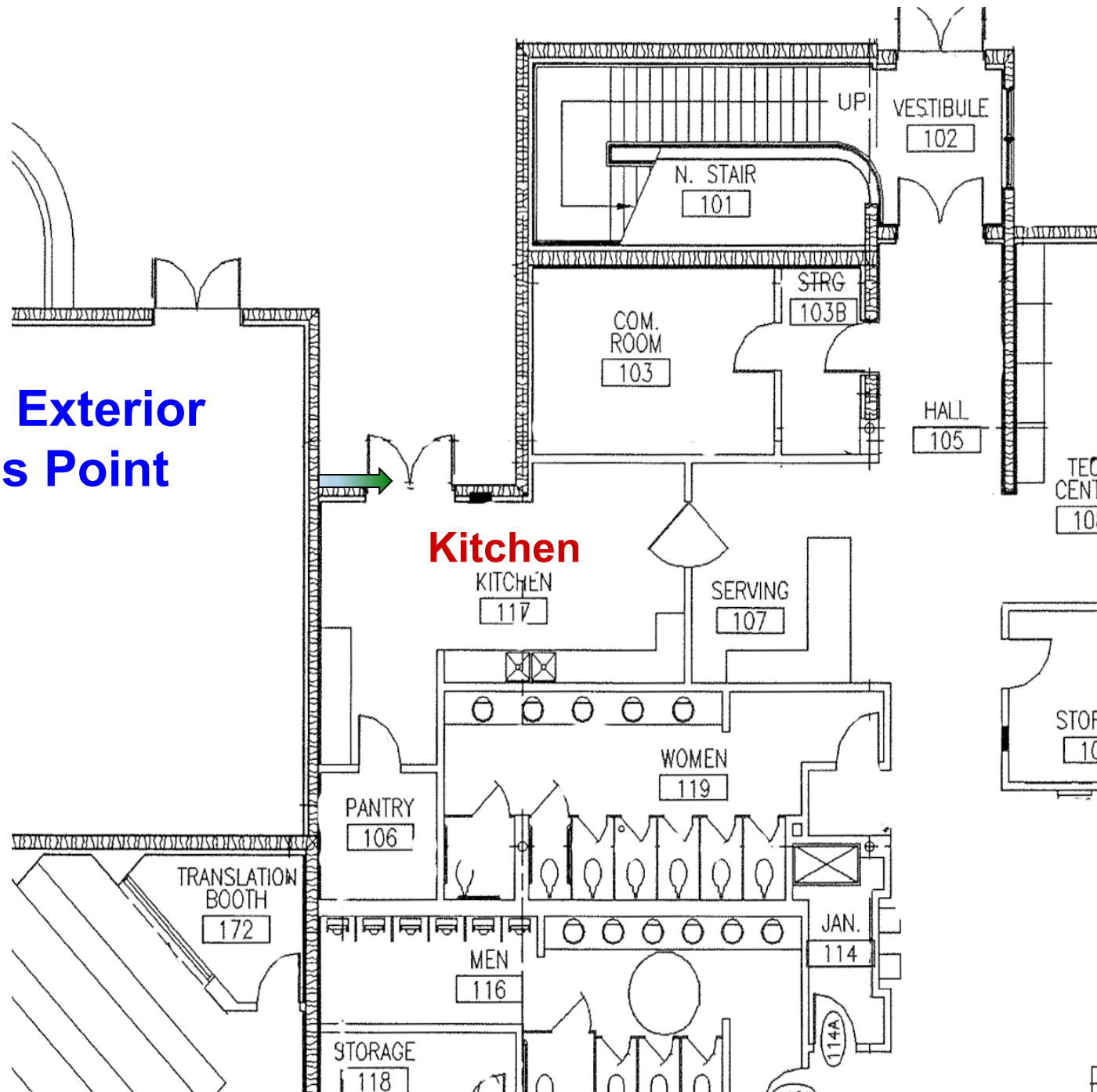
**Approximate  
Distance to Main  
Controller  
System is 90ft**

# Admin Area





**Kitchen Exterior  
Access Point**





**New Hirsch  
Access  
Point**

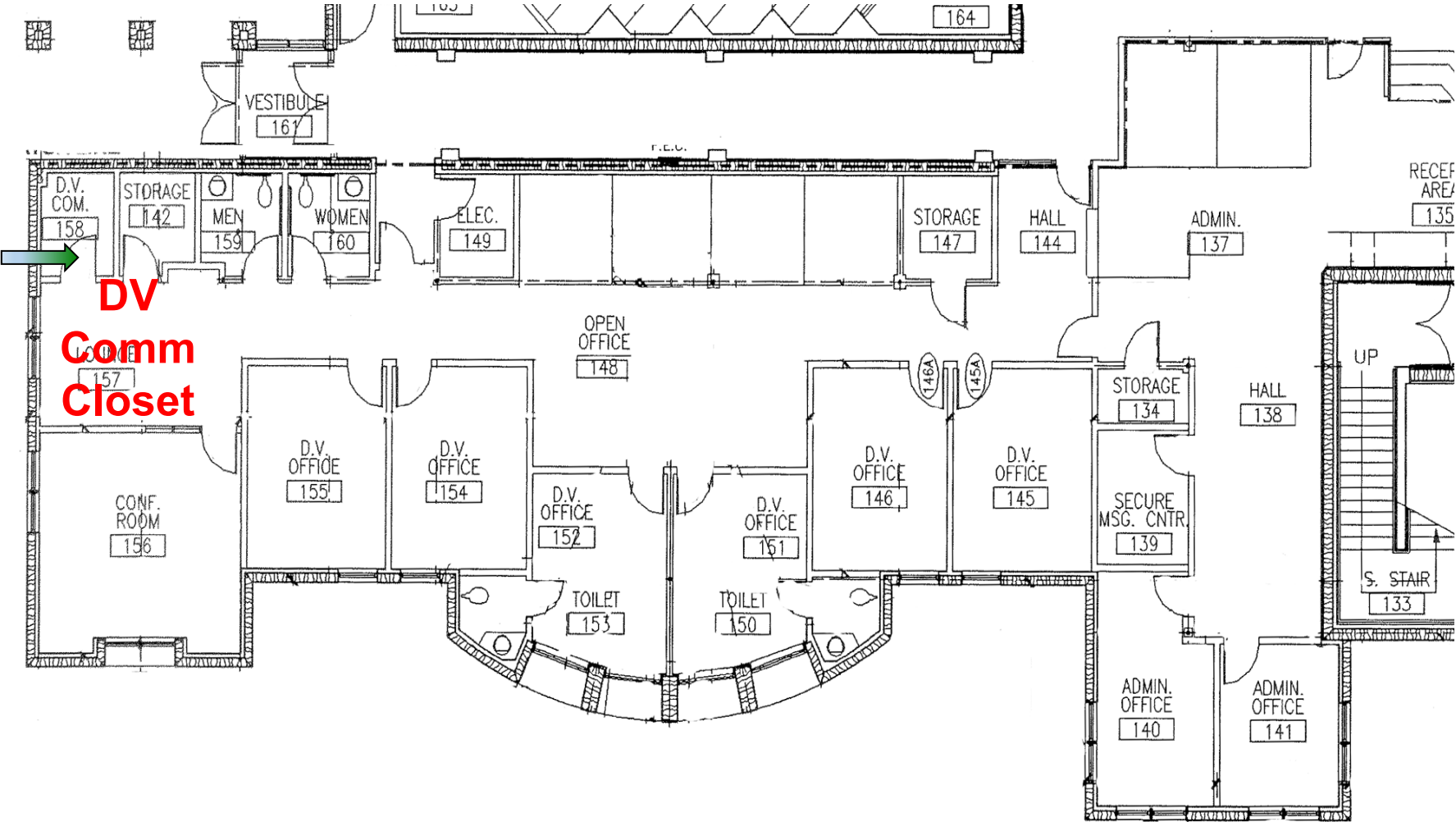


**Approximate  
Distance to Main  
Controller  
System is 168ft**

# Kitchen



# Interior DV Communication Closet Access Point




**New Hirsch  
Access  
Point**



**Approximate  
Distance to Main  
Controller  
System is 174ft**



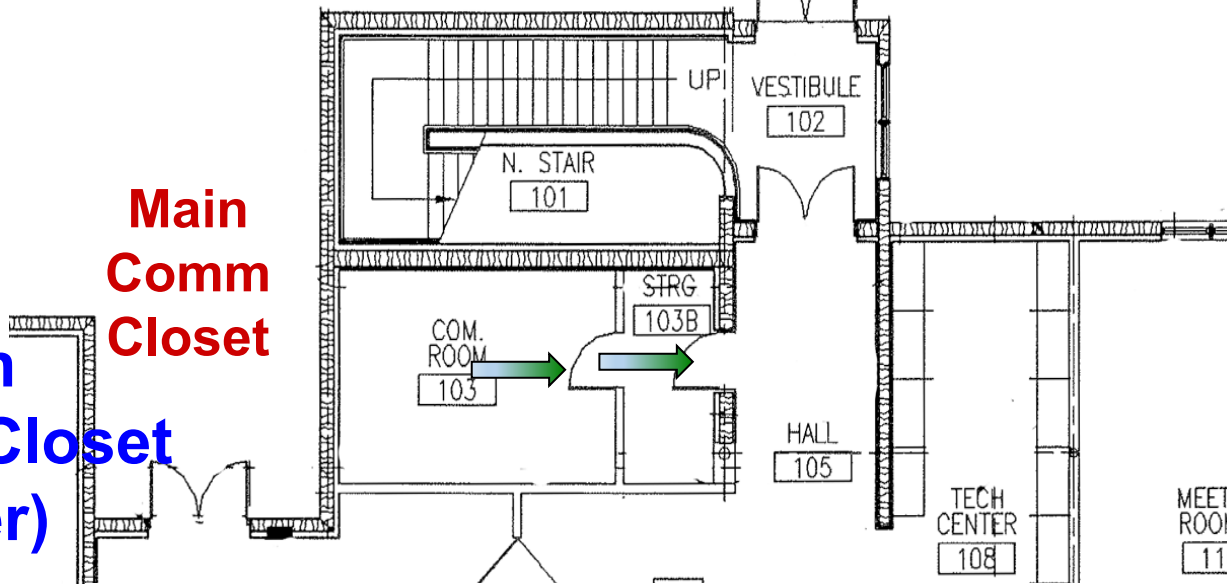
# DV Communication Closet



**Interior Main  
Communication Closet  
(Inner & Outer)  
and**

**2nd Floor Communication  
Closet (Inner & Outer)**

**Main  
Comm  
Closet**

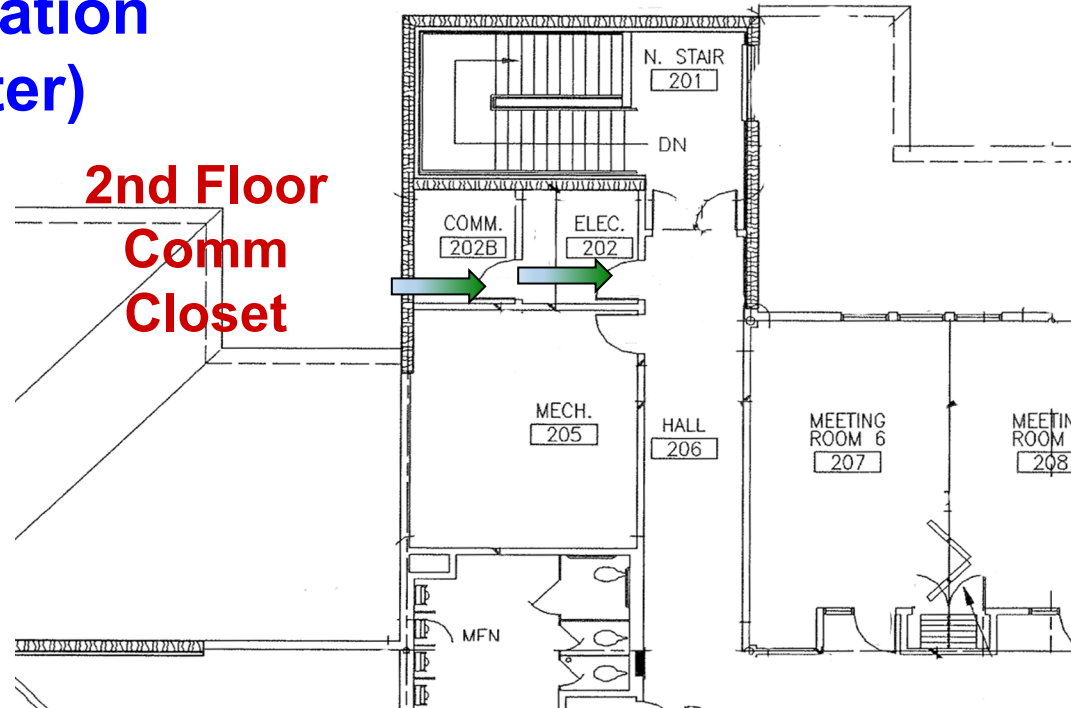


**New Hirsch  
Access  
Point**



**Approximate  
Main Com  
Closet Distance  
to Main  
Controller  
System is 182ft**

**2nd Floor  
Comm  
Closet**




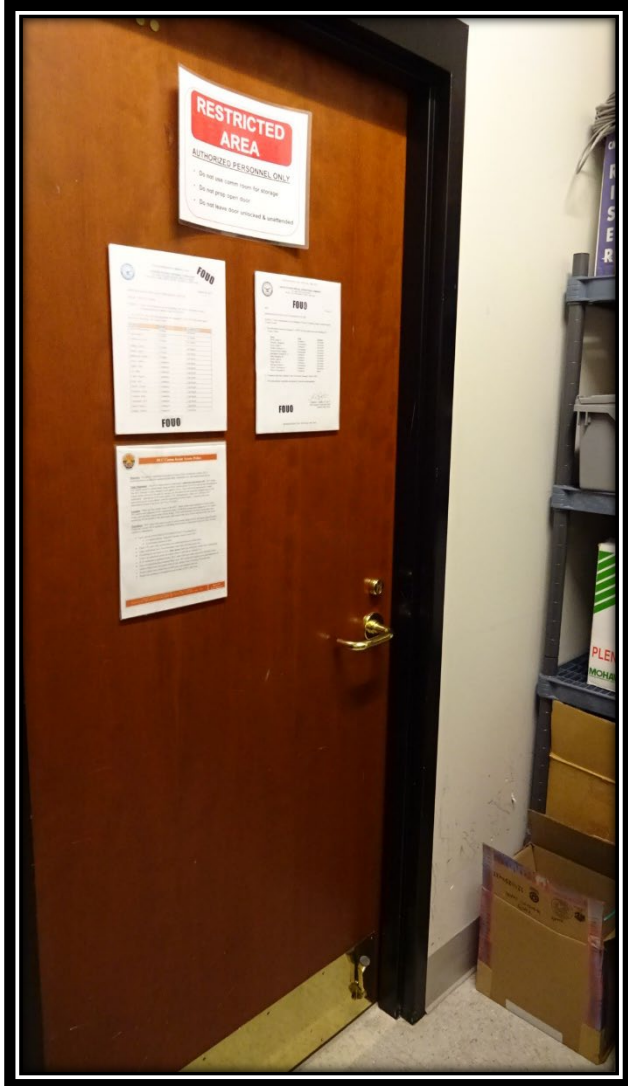
**Approximate  
2nd Floor Com  
Closet Distance  
to Main  
Controller  
System is 232ft**

# Main Communication Closet Outer





# Main Communication Closet Inner





# 2nd Floor Communication Closet Outer





# 2nd Floor Communication Closet Inner





# ***Davis*** Conference Center

**Celebrating 20 years  
of service to the  
Department of Defense**



*Thank you  
for  
partnering with us!*

