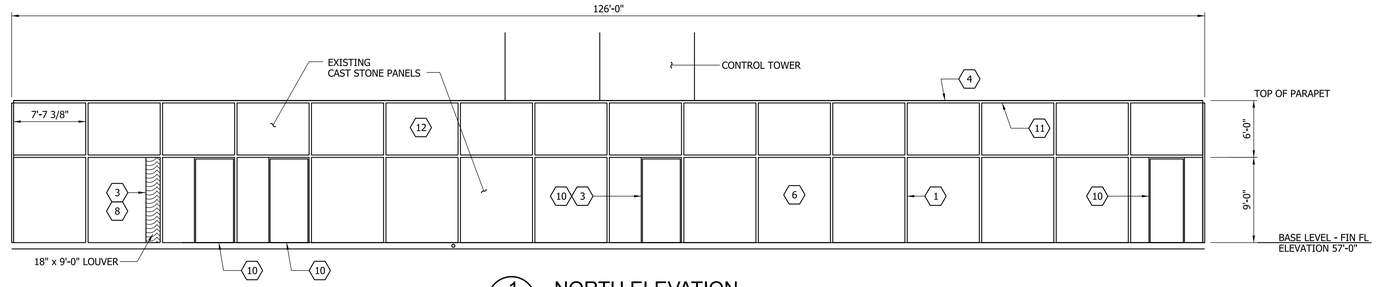

1 A223 NORTH ELEVATION
1/8" = 1'-0"

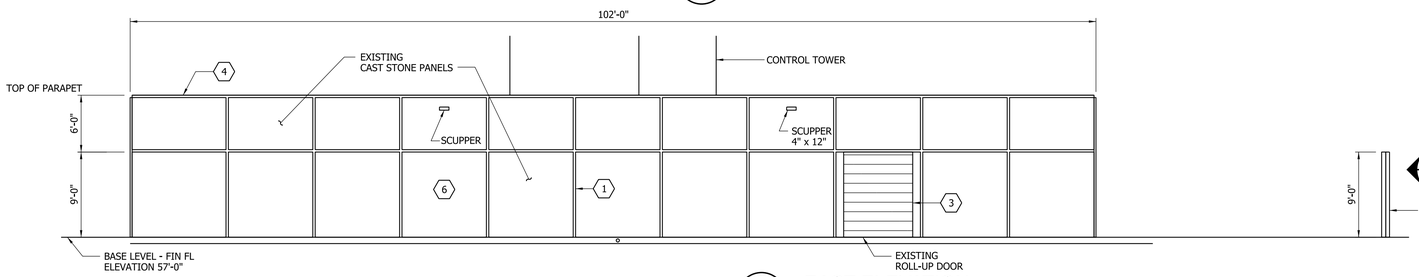

2 A223 EAST ELEVATION
1/8" = 1'-0"

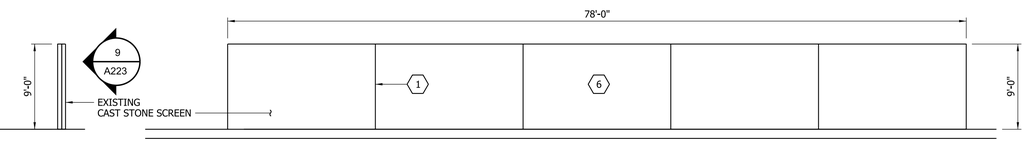

9 A223 NORTH ELEVATION - CAST STONE SCREEN
1/8" = 1'-0"

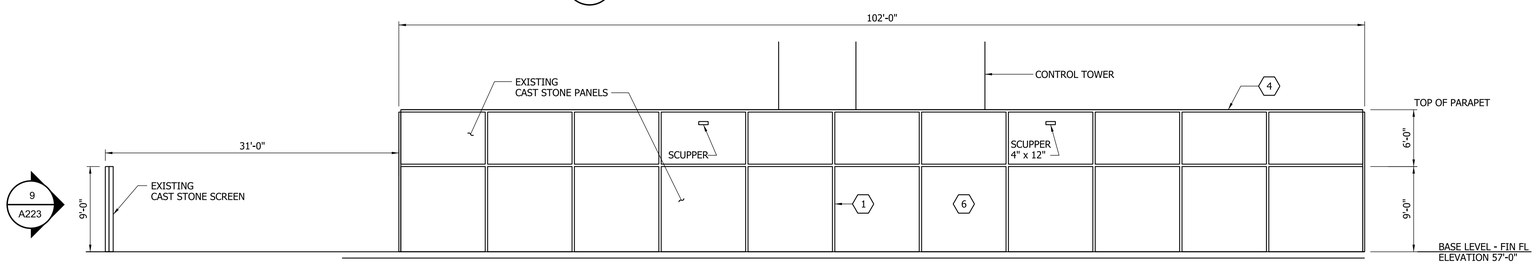

3 A223 WEST ELEVATION
1/8" = 1'-0"

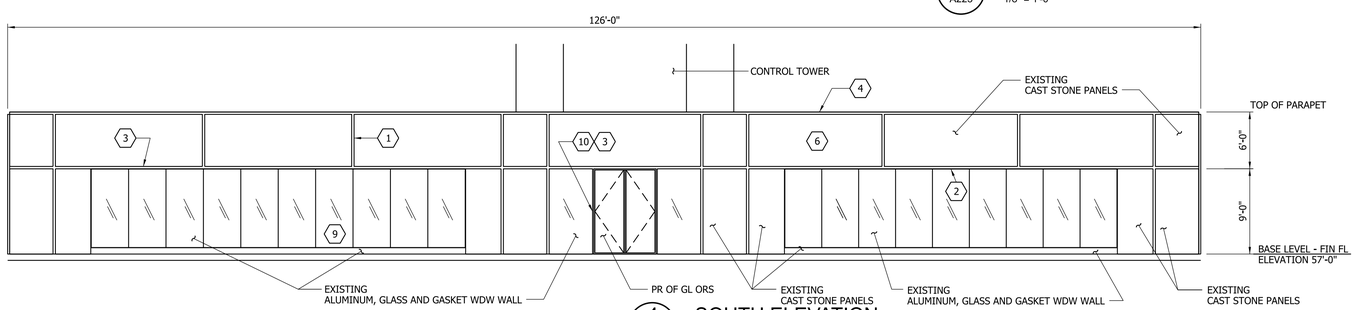

4 A223 SOUTH ELEVATION
1/8" = 1'-0"

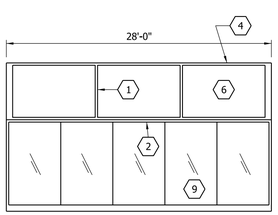

5 A223 NORTH COURT ELEVATION
1/8" = 1'-0"

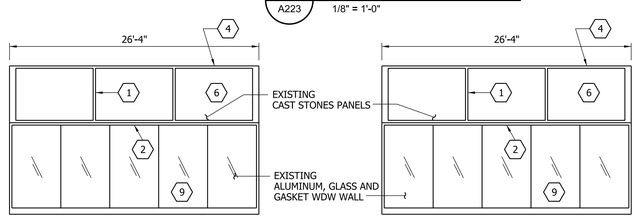

6 A223 EAST COURT ELEVATION
1/8" = 1'-0"

7 A223 WEST COURT ELEVATION
1/8" = 1'-0"

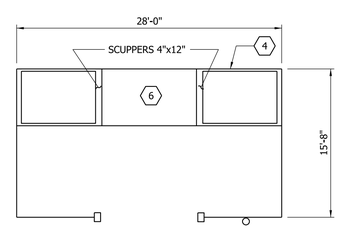

8 A223 SOUTH COURT ELEVATION
1/8" = 1'-0"

8' 0 8' 16'
SCALE: 1/8" = 1'-0"

CONSTRUCTION KEYED NOTES:

1. REMOVE AND REPLACE ALL EXPOSED JOINT SEALANT AND BACKER ROD BETWEEN CONCRETE PANELS.
2. REMOVE AND REPLACE ALL EXPOSED JOINT SEALANT AND BACKER ROD BETWEEN CONCRETE PANELS AND METAL PANELS.
3. REMOVE AND REPLACE ALL EXPOSED JOINT SEALANT AND BACKER ROD AROUND ALL EXTERIOR DOORS, WINDOWS, LOUVERS, HOODS, AND EXTERIOR PENETRATIONS.
4. REMOVE AND REPLACE ALL EXPOSED SEALANT BETWEEN AND AROUND METAL PANEL JOINTS INCLUDING PARAPET/ROOF METAL COPING.
5. PREPARE AND RESTORE EIFS CLADDING WITH A COLOR MATCHED ELASTOMERIC COATING. SEE SPEC.
6. PREPARE AND WATER-SEAL THE EXTERIOR SURFACE OF ALL CONCRETE PANELS WITH A COLOR MATCHED ELASTOMERIC COATING. SEE SPEC.
7. COAT METAL PANELS AND WINDOW MULLIONS WITH A FLUOROPOLYMER COATING (CORAFLON ADS BY PPG). EXISTING JOINT SEALANTS IN THESE AREAS SHOULD BE REMOVED AND REPLACED FOLLOWING THE APPLICATION OF THE NEW COATINGS.
8. REPAINT ALL EXTERIOR METAL LOUVERS, HOODS, AND COPING.
9. WINDOW AND DOOR GLASS SHOULD BE PROPERLY CLEANED TO REMOVE ALL CONTAMINANTS. REMOVE AND REPLACE SEALANT ON WINDOWS.
10. ALL EXTERIOR DOORS, THEIR RESPECTIVE FRAMES, HARDWARE, THRESHOLD, AND WEATHERPROOFING TO BE REPLACED. REFER SHEET A225 FOR DOOR SCHEDULE.
11. REMOVE EXISTING WASP NEST. CLOSE OFF GAPS BETWEEN CONCRETE PANELS AND COPING, FROM INSECT NESTING. PROVIDE BACKER ROD AND CAULKING. CONSULT RE FOR ALTERNATIVE MATERIALS.
12. REMOVE UNUSED METAL ATTACHMENTS ON WALLS.

PLAN NOTES:

1. THE CONTRACTOR SHALL HIRE A WINDOW SPECIALIST TO PROVIDE RECOMMENDATIONS FOR PROPER SEALING OF THE EXISTING WINDOW SYSTEMS. A RECOMMENDATION LETTER/REPORT SHALL BE SUBMITTED TO THE EOR FOR APPROVAL.

REV	APPROVED DATE	DESCRIPTION	JCN	REDLINE DATE	APVD

DEPARTMENT OF TRANSPORTATION
FEDERAL AVIATION ADMINISTRATION
ATO - TECHNICAL OPERATIONS CENTRAL SERVICE AREA

ATCT
BASE BUILDING ELEVATIONS

LUBBOCK PRESTON SMITH INTERNATIONAL AIRPORT TX

REVIEWED BY
SUBMITTED BY JELANI K JONES Digitally signed by JELANI K JONES Date: 2023.01.18 09:28:03 -06'00'
APPROVED BY KEVIN MILES Digitally signed by KEVIN MILES Date: 2023.01.18 09:38:19 -06'00'
PROJECT ENGINEER
MGR: ENGINEERING - FORT WORTH
DESIGNED GLH
DRAWN DC
CHECKED
ISSUED BY ENGINEERING SERVICES TERMINAL
DATE 01/06/2023
JCN 1402705
DRAWING NO LBB-D-ATCT-A223
REV

ISSUED FOR: FOR PLANNING

Plotted by: SRVC-CAEG-EDMS-COORD
lbb-sheets-023.dgn 01/17/2023 7:27:09 PM
EDM: lbb-d-atct-a223.dgn
THIS DRAWING PRODUCED ON ASW REGION MICROSTATION SYSTEM