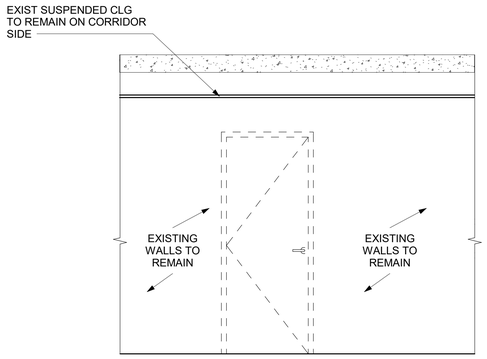

1 ICRA CLASS I DETAIL
1/2" = 1'-0"

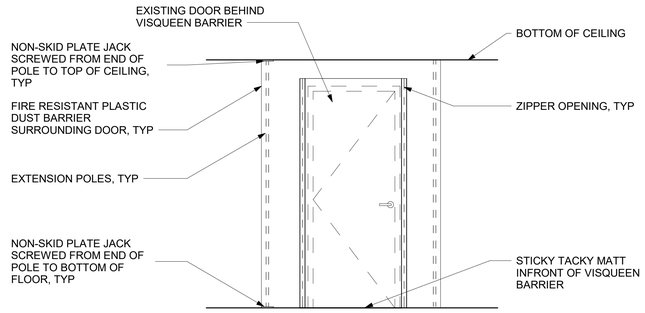

2 ICRA CLASS II DETAIL
1/2" = 1'-0"

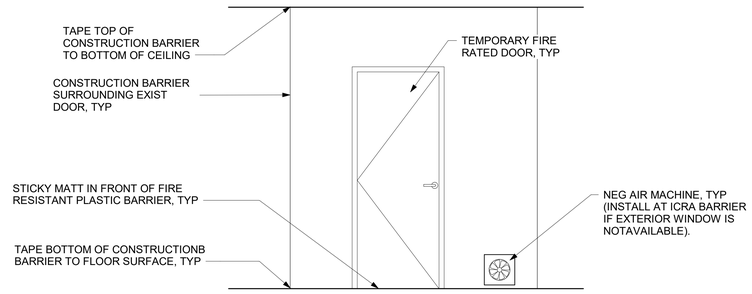

4 ICRA CLASS III DETAIL
1/2" = 1'-0"

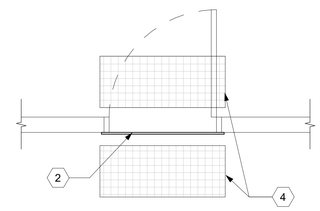

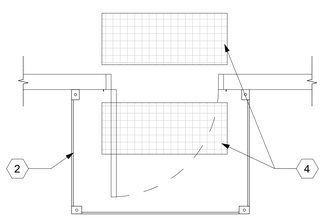

3 TYPICAL ICRA CLASS II BARRIER - PLAN VIEW
1/2" = 1'-0"

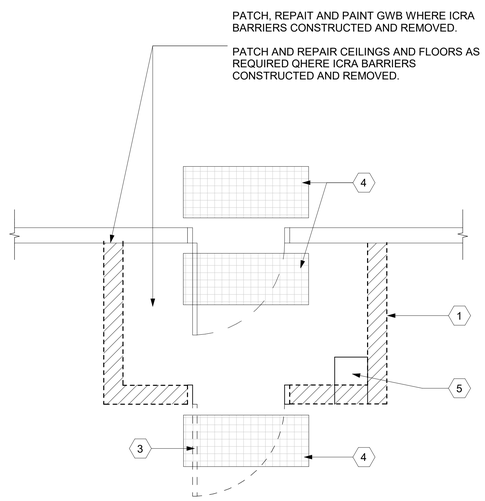

5 TYPICAL ICRA CLASS III BARRIER - PLAN VIEW
1/2" = 1'-0"

CLASS I ICRA REQUIREMENTS

A. DURING CONSTRUCTION WORK:
   1. NOTIFY THE CONTRACTING OFFICER REPRESENTATIVE.
   2. EXECUTE WORK BY METHODS TO MINIMIZE RAISING DUST FROM CONSTRUCTION OPERATIONS.
   3. CEILING TILES: IMMEDIATELY REPLACE A CEILING TILES DISPLACED FOR VISUAL INSPECTION.
B. UPON COMPLETION:
   1. CLEAN WORK AREA UPON COMPLETION OF TASK.
   2. NOTIFY THE CONTRACTING OFFICER REPRESENTATIVE.

CLASS II ICRA REQUIREMENTS

A. DURING CONSTRUCTION WORK:
   1. NOTIFY THE CONTRACTING OFFICER REPRESENTATIVE.
   2. PROVIDE ACTIVE MEANS TO PREVENT AIRBORNE DUST FROM DISPERSING INTO ATMOSPHERE. SUCH AS WET METHODS OR TOOL MOUNTED DUST COLLECTORS WHERE POSSIBLE.
   3. WATER MIST WORK SURFACES TO CONTROL DUST WHILE CUTTING.
   4. SEAL UNUSED DOORS WITH DUCT TAPE.
   5. BLOCK OFF AND SEAL AIR VENTS.
   6. REMOVE OR ISOLATE HVAC SYSTEM IN AREAS WHERE WORK IS BEING PERFORMED.
B. UPON COMPLETION:
   1. WIPE WORK SURFACES WITH CLEANER/DESINFECTANT.
   2. CONTAIN CONSTRUCTION WASTE BEFORE TRANSPORT IN TIGHTLY COVERED CONTAINERS.
   3. WET MOP AND/OR VACUUM WITH HEPA FILTERED VACUUM BEFORE LEAVING WORK AREA.
   4. UPON COMPLETION, RESTORE HVAC SYSTEM WHERE WORK WAS PERFORMED.
   5. NOTIFY THE CONTRACTING OFFICER REPRESENTATIVE.

CLASS III ICRA REQUIREMENTS

A. DURING CONSTRUCTION WORK:
   1. OBTAIN PERMIT FROM THE CONTRACTING OFFICER REPRESENTATIVE.
   2. REMOVE OR ISOLATE HVAC SYSTEM IN AREA WHERE WORK IS BEING DONE TO PREVENT CONTAMINATION OF THE DUCT SYSTEM.
   3. COMPLETE ALL CRITICAL BARRIERS I.E. SHEETROCK, PLYWOOD, PLASTIC, TO SEAL FROM NON-WORK AREA OR IMPLEMENT CONTROL CUBE METHOD (CART WITH PLASTIC COVERING AND SEALED CONNECTION TO WORK SITE WITH HEPA VACUUM FOR VACUUMING PRIOR TO EXIT) BEFORE CONSTRUCTION BEGINS. INSTALL CONSTRUCTION BARRIERS AND CEILING PROTECTION CAREFULLY, OUTSIDE OF NORMAL WORK HOURS.
   4. MAINTAIN NEGATIVE AIR PRESSURE, 0.01 INCHES OF WATER GAUGE, WITHIN WORK SITE UTILIZING HEPA EQUIPPED AIR FILTRATION UNITS AND CONTINUOUSLY MONITORED WITH A DIGITAL DISPLAY, RECORDING AND ALARM INSTRUMENT, WHICH MUST BE CALIBRATED ON INSTALLATION, MAINTAINED WITH PERIODIC CALIBRATION AND MONITORED BY THE CONTRACTOR.
   5. CONTAIN CONSTRUCTION WASTE BEFORE TRANSPORT IN TIGHTLY COVERED CONTAINERS.
   6. COVER TRANSPORT RECEPTACLES OR CARTS. TAPE COVERING UNLESS SOLID LID.
B. UPON COMPLETION:
   1. DO NOT REMOVE BARRIERS FROM WORK AREA UNTIL COMPLETED PROJECT IS INSPECTED BY THE CONTRACTING OFFICER REPRESENTATIVE AND THROROUGHLY CLEANED BY THE VA ENVIRONMENTAL SERVICES DEPARTMENT.
   2. REMOVE CONSTRUCTION BARRIERS AND CEILING PROTECTION CAREFULLY TO MINIMIZE SPREADING OF DIRT AND DEBRIS ASSOCIATED WITH CONSTRUCTION, OUTSIDE OF NORMAL WORK HOURS.
   3. VACUUM WORK AREA WITH HEPA FILTERED VACUUMS.
   4. WET MOP AREA WITH CLEANER/DESINFECTANT.
   5. UPON COMPLETION, RESTORE HVAC SYSTEM WHERE WORK WAS PERFORMED.
   6. RETURN PERMIT TO THE CONTRACTING OFFICER REPRESENTATIVE.

LEGEND

- (+) PRESSURE
- CONSTRUCTION ZONE, (- -) PRESSURE
- ANTE ROOM, (-) PRESSURE
- TEMPORARY ICRA BARRIER
- TEMPORARY ICRA DOOR
- CONSTRUCTION TACKY MATT
- NEGATIVE AIR MACHINE

KEY NOTES (THIS SHEET ONLY)

1. INSTALL TEMPORARY CONSTRUCTION ICRA BARRIER TO SEPARATE CONSTRUCTION AREA FROM OCCUPIED SPACE.
2. INSTALL TEMPORARY PLASTIC FIRE RESISTANT, DUST BARRIER. MAY ONLY BE DURING NON FUNCTIONAL MEDICAL CENTER HOURS.
3. INSTALL FIRE RESISTANT TEMPORARY DOOR AT OPENING AND MATCH RATING OF ICRA BARRIER, TYP.
4. PLACE TACKY CONSTRUCTION WALK-OFF MATS AT ENTRANCE AND EXIT SIDE OF CONSTRUCTION ACTIVITY AREAS, TYP.
5. FOR CLASS III, NEG AIR MACHINE IS REQUIRED AND SHALL BE LOCATED EITHER AT THE ICRA BARRIER OR AT AN EXTERIOR WINDOW. COORDINATE WITH VA INFECTIOUS PREVENTION TEAM AND COR.

GENERAL NOTES

1. PROJECT SHALL COMPLY WITH CLASS, I, II, III & IV ICRA REQUIREMENTS.
2. COMPLY WITH ALL REQS LISTED IN THE INFECTION CONTROL SECTION OF SPECIFICATION 01 35 26 - SAFETY REQUIREMENTS.
3. THE CONTRACTOR IS RESPONSIBLE FOR MAINTAINING ALL ICRA REQS. AT ANY TIME, THE COR MAY HALT WORK UNTIL ALL REQS ARE MET.
4. REMOVE OR ISOLATE (E) HVAC SYSTEMS WITHIN CONSTRUCTION AREA TO PREVENT DUST CONTAMINATION.
5. CONTAIN ALL CONSTRUCTION WASTE BEFORE TRANSPORT IN TIGHTLY COVERED CONTAINERS. WHEN POSSIBLE, REMOVE CONSTRUCTION DEBRIS WHEN AREA IS IN ACTIVE ISOLATION.
6. CONSTRUCTION ZONE ENTRANCES AND EXITS SHALL BE LOCKED AT ALL TIMES UNLESS IN USE BY THE CONTRACTOR. WHEN IN USE, ACCESS WILL BE CONTROLLED AND MONITORED BY THE CONTRACTOR.
7. ADHESIVE WALK OFF CONSTRUCTION MATS TO BE USED AT ALL CONSTRUCTION ZONE AND ANTE ROOM ENTRANCES AND EXITS.
8. TEMP BARRIERS AND DOORS MAY ONLY BE DEMOLISHED ONCE GIVEN FINAL APPROVAL BY THE VA COR.
9. SEAL OFF ANY EXISTING, UNUSED DOORS WITH TAPE DURING CONSTRUCTION, TYP.

Revisions:	Date:

CONSULTANT
ENGINEERING DISCIPLINE:

ARCHITECT/ENGINEER OF RECORD
A/E:
SPEES DESIGN BUILD
625 1ST AVE, STE 301
SEATTLE, WA 98104
(206) 590-2118
RAY SPEES
SPEESDESIGNBUILD

STAMP
10000 REGISTERED ARCHITECT JAMES M. KING STATE OF WASHINGTON

Office of Construction and Facilities Management
VA U.S. Department of Veterans Affairs

Drawing Title: ICRA DETAILS
Approved:
Phase: CONSTRUCTION DOCUMENTS
FULLY SPRINKLERED
Project Title: EHRM INFRASTRUCTURE UPGRADES
Location: ST. LOUIS VA MEDICAL CENTER - JEFFERSON BARRACKS, MO
Issue Date: 03/31/2022
Checked: EM
Drawn: AJ
Project Number: 657-21-701JB
Building Number: -
Drawing Number: AS101

VA FORM 08 - 6231

ICRA LEGEND

- (+) PRESSURE
- CONSTRUCTION ZONE, (- -) PRESSURE
- ANTE ROOM, (-) PRESSURE
- TEMPORARY ICRA BARRIER
- TEMPORARY ICRA DOOR
- CONSTRUCTION TACKY MATT
- NEGATIVE AIR MACHINE

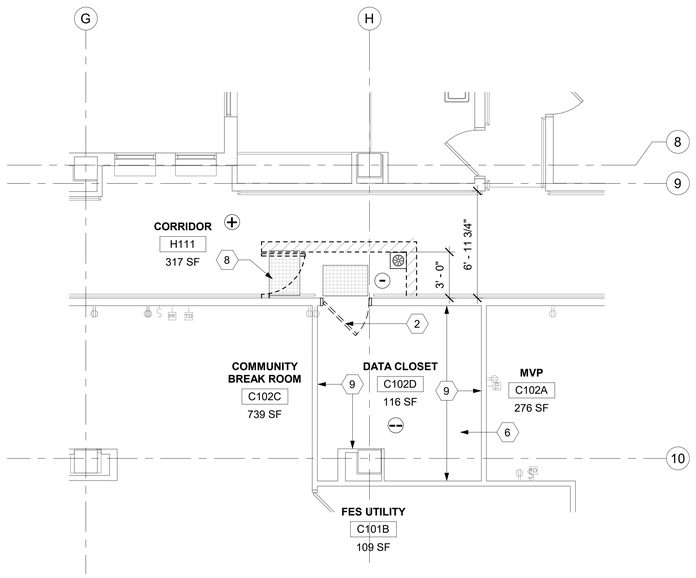

1 RM C102D - DEMO FLOOR PLAN
1/4" = 1'-0"

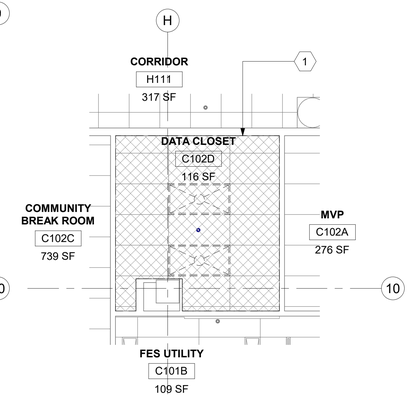

2 RM C102D - DEMO RCP
1/4" = 1'-0"

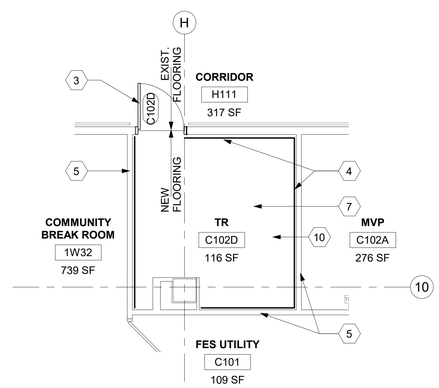

3 RM C102D - FLOOR PLAN
1/4" = 1'-0"

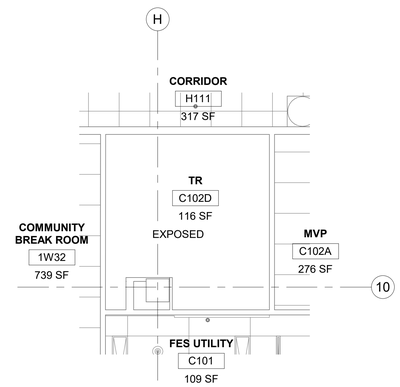

4 RM C102D - RCP
1/4" = 1'-0"

LEGEND

- TO DEMOLISH
- EXISTING DOOR TO REMAIN
- EXISTING DOOR TO DEMOLISH
- NEW DOOR
- EXISTING WALL TO DEMOLISH (NON-BEARING METAL STUD WALL)
- EXISTING LIGHTS TO DEMOLISH

KEYNOTES

1. DEMO EXISTING ACT COMPLETELY INCLUDING ALL GRID, SUPPORTING WIRES, CLIPS, AND PERIMETER WALL ANGLES IN ROOM TO EXPOSED UNDERSIDE OF STRUCTURE ABOVE. PATCH WALLS WHERE CEILINGS REMOVED.
2. DEMO EXISTING DOOR/FRAME, PREP FOR NEW DOOR/FRAME.
3. INSTALL NEW DOOR/FRAME.
4. NEW FRT PLYWOOD OVER WALLS PER DETAIL 4/AE21.
5. SEE DETAIL 5/A-603 FOR EXTENDING WALLS UP TO STRUCTURE ABOVE.
6. DEMO EXISTING FLOORING TO EXPOSED CONCRETE SLAB UNDERNEATH. REMOVE EXISTING ADHESIVE AND PREP FOR NEW FLOORING.
7. APPLY ANTI-STATIC COATING TO EXPOSED CONCRETE FLOOR. PROVIDE VINYL REDUCER STRUP AT EXISTING FLOORING TRANSITION.
8. PLACE ADHESIVE WALK OFF MATS AT ENTRANCE AND EXIT SIDE OF CONSTRUCTION AREA, TYP.
9. DEMO EXISTING BASE, PREP FOR NEW BASE.
10. INSTALL NEW BASE ON ALL WALLS OF NEW TELECOM ROOM.

GENERAL NOTES

1. ALL PRODUCTS AND WALL FINISHES SHALL MATCH EXISTING OR ADJACENT EXISTING UNLESS OTHERWISE NOTED.
2. PATCH AND REPAIR WALLS WHERE MECHANICAL, PLUMBING, AND ELECTRICAL ITEMS DEMO'D.
3. PATCH AND REPAIR FLOOR WHERE CONDUITS, PIPING AND SIMILAR ARE DEMO'D.
4. PATCH AND REPAIR CEILING GRID AND TILES WHERE NEW WALLS INSTALLED.
5. PATCH AND REPAIR GWB WHERE DOORS ARE DEMO'D AND NEW DOORS ARE INSTALLED.
6. PROTECT FINISHES IN ROOMS ADJACENT TO NEW TELECOMMUNICATION ROOMS AND AREAS NOT SCHEDULED FOR NEW WORK.

KEY PLAN

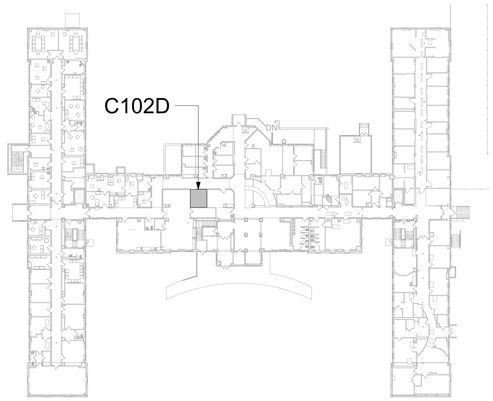

Revisions:	Date:

CONSULTANT
ENGINEERING DISCIPLINE:

ARCHITECT/ENGINEER OF RECORD
A/E:
SPEES DESIGN BUILD
625 1ST AVE, STE 301
SEATTLE, WA 98104
(206) 590-2118
RAY SPEES

STAMP: REGISTERED ARCHITECT 10000 JAMES M. KING STATE OF WASHINGTON

Office of Construction and Facilities Management
VA U.S. Department of Veterans Affairs

Drawing Title	Phase	Project Title	Project Number
BLDG 01 - FLOOR 1 - DEMO, FLOOR PLANS & RCPS	CONSTRUCTION DOCUMENTS	EHRM INFRASTRUCTURE UPGRADES	657-21-701JB
Approved:	FULLY SPRINKLERED	Location: ST. LOUIS VA MEDICAL CENTER - JEFFERSON BARRACKS, MO	Building Number: 01
		Issue Date: 03/31/2022 · Checked: EM · Drawn: AJ/ST/MA	Drawing Number: 01A-101a

VA FORM 08 - 6231

ICRA LEGEND

- (+) PRESSURE
- CONSTRUCTION ZONE, (- -) PRESSURE
- ANTE ROOM, (-) PRESSURE
- TEMPORARY ICRA BARRIER
- TEMPORARY ICRA DOOR
- CONSTRUCTION TACKY MATT
- NEGATIVE AIR MACHINE

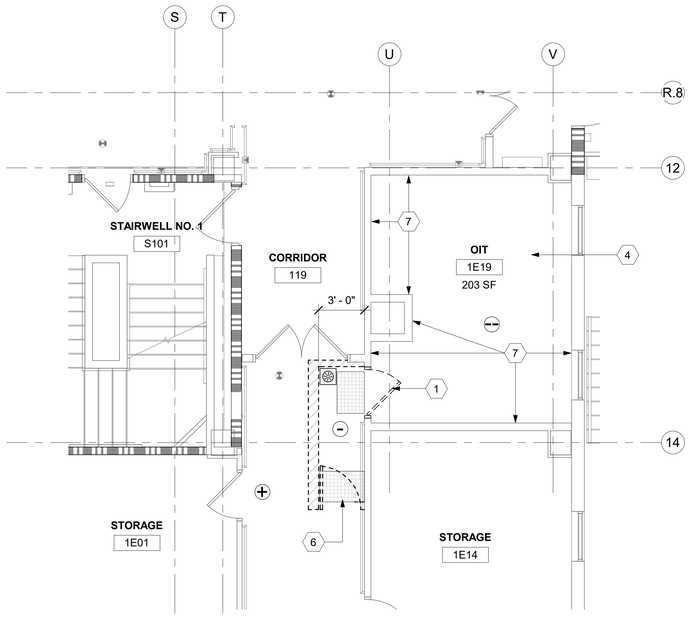

1 RM 1E19 - DEMO FLOOR PLAN
1/4" = 1'-0"

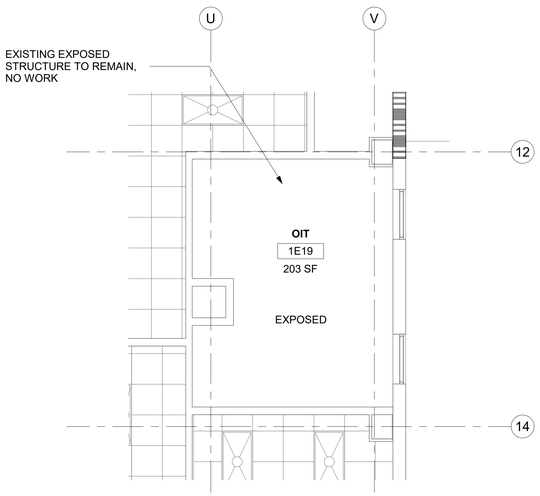

2 RM 1E19 - DEMO RCP
1/4" = 1'-0"

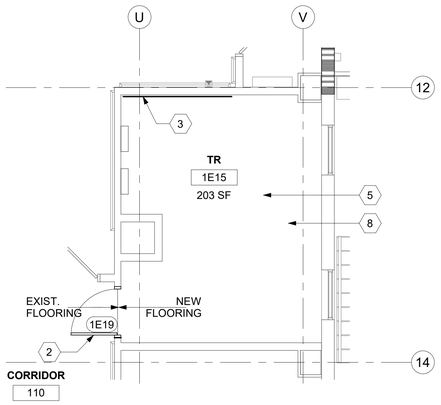

3 RM 1E15 - FLOOR PLAN
1/4" = 1'-0"

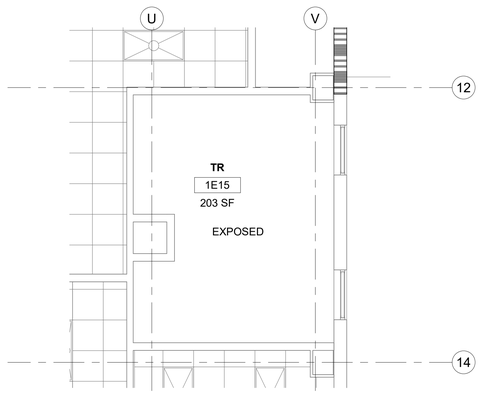

4 RM 1E15 - RCP
1/4" = 1'-0"

LEGEND

- TO DEMOLISH
- EXISTING DOOR TO REMAIN
- EXISTING DOOR TO DEMOLISH
- NEW DOOR
- EXISTING WALL TO DEMOLISH (NON-BEARING METAL STUD WALL)
- EXISTING LIGHTS TO DEMOLISH
- 2 HR FIRE RATED WALL

KEYNOTES

1. DEMO EXISTING DOOR/FRAME, PREP FOR NEW DOOR/FRAME.
2. INSTALL NEW DOOR/FRAME.
3. NEW FRT PLYWOOD OVER WALLS PER DETAIL 4/AE421.
4. DEMO EXISTING FLOORING TO EXPOSED CONCRETE SLAB UNDERNEATH. REMOVE EXISTING ADHESIVE AND PREP FOR NEW FLOORING.
5. APPLY ANTI-STATIC COATING TO EXPOSED CONCRETE FLOOR. PROVIDE VINYL REDUCER STRUP AT EXISTING FLOORING TRANSITION.
6. PLACE ADHESIVE WALK OFF MATS AT ENTRANCE AND EXIT SIDE OF CONSTRUCTION AREA, TYP.
7. DEMO EXISTING BASE, PREP FOR NEW BASE.
8. INSTALL NEW BASE ON ALL WALLS OF NEW TELECOM ROOM.

GENERAL NOTES

1. ALL PRODUCTS AND WALL FINISHES SHALL MATCH EXISTING OR ADJACENT EXISTING UNLESS OTHERWISE NOTED.
2. PATCH AND REPAIR WALLS WHERE MECHANICAL, PLUMBING, AND ELECTRICAL ITEMS DEMO'D.
3. PATCH AND REPAIR FLOOR WHERE CONDUITS, PIPING AND SIMILAR ARE DEMO'D.
4. PATCH AND REPAIR CEILING GRID AND TILES WHERE NEW WALLS INSTALLED.
5. PATCH AND REPAIR GWB WHERE DOORS ARE DEMO'D AND NEW DOORS ARE INSTALLED.
6. PROTECT FINISHES IN ROOMS ADJACENT TO NEW TELECOMMUNICATION ROOMS AND AREAS NOT SCHEDULED FOR NEW WORK.

KEY PLAN

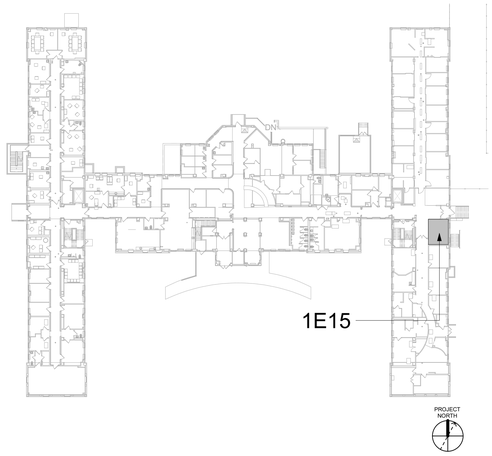

Revisions:	Date:

CONSULTANT
ENGINEERING DISCIPLINE:

ARCHITECT/ENGINEER OF RECORD
A/E:
SPEES DESIGN BUILD
625 1ST AVE, STE 301
SEATTLE, WA 98104
(206) 590-2118
RAY SPEES
SPEESDESIGNBUILD

STAMP
REGISTERED ARCHITECT 10000 JAMES M. KING STATE OF WASHINGTON

Office of Construction and Facilities Management
VA U.S. Department of Veterans Affairs

Drawing Title	BLDG 01 - FLOOR 1 - DEMO, FLOOR PLANS & RCPS
Approved:	
Phase	CONSTRUCTION DOCUMENTS
	FULLY SPRINKLERED
Project Title	EHRM INFRASTRUCTURE UPGRADES
Location	ST. LOUIS VA MEDICAL CENTER - JEFFERSON BARRACKS, MO
Issue Date	03/31/2022
Checked	EM
Drawn	AJ/ST/MA
Project Number	657-21-701JB
Building Number	01
Drawing Number	01A-101b

VA FORM 08 - 6231

ICRA LEGEND

- (+) PRESSURE
- CONSTRUCTION ZONE, (- -) PRESSURE
- ANTE ROOM, (-) PRESSURE
- TEMPORARY ICRA BARRIER
- TEMPORARY ICRA DOOR
- CONSTRUCTION TACKY MATT
- NEGATIVE AIR MACHINE

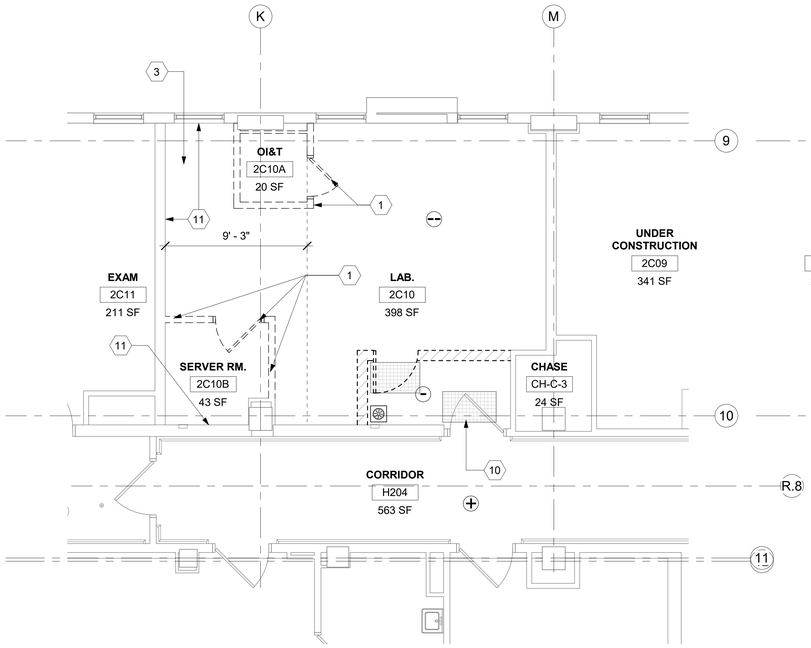

1 RM 2C10 & 2C10A - DEMO FLOOR PLAN
1/4" = 1'-0"

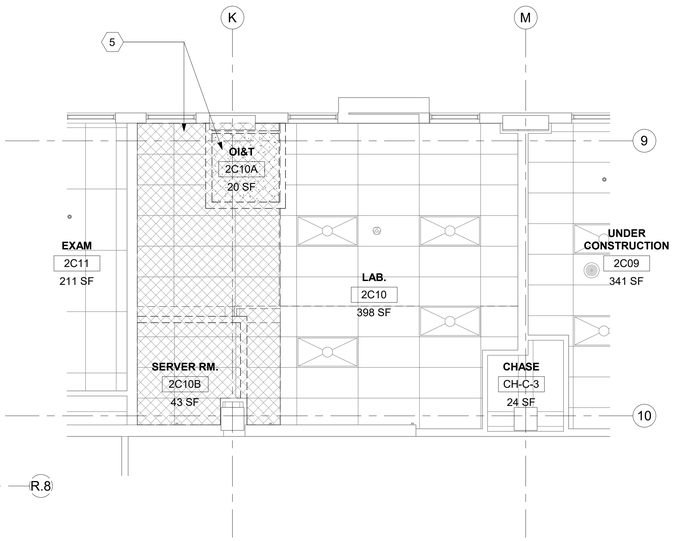

2 RM 2C10 & 2C10A - DEMO RCP
1/4" = 1'-0"

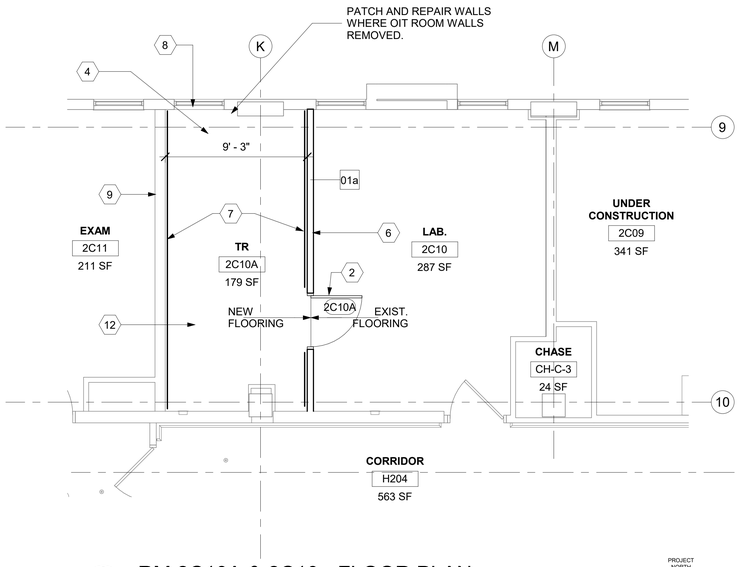

3 RM 2C10A & 2C10 - FLOOR PLAN
1/4" = 1'-0"

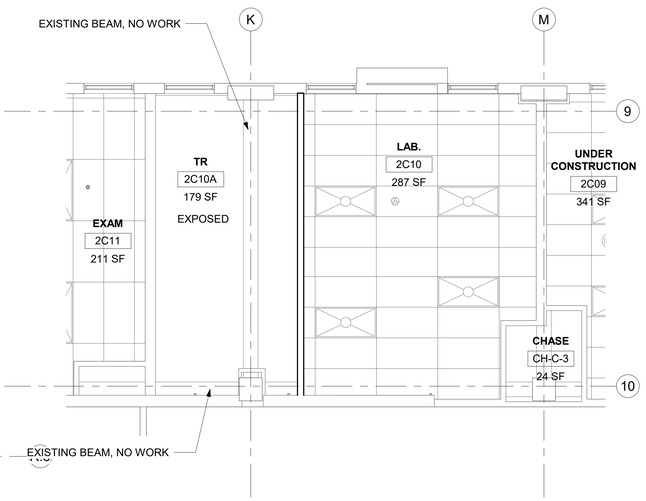

4 RM 2C10 & 2C10A - RCP
1/4" = 1'-0"

LEGEND

- TO DEMOLISH
- EXISTING DOOR TO REMAIN
- EXISTING DOOR TO DEMOLISH
- NEW DOOR
- EXISTING WALL TO DEMOLISH (NON-BEARING METAL STUD WALL)
- EXISTING LIGHTS TO DEMOLISH

KEYNOTES

1. DEMO WALLS AND DOOR/FRAME.
2. INSTALL NEW DOOR/FRAME.
3. DEMO EXISTING FLOORING TO EXPOSED CONCRETE SLAB UNDERNEATH. REMOVE EXISTING ADHESIVE AND PREP FOR NEW FLOORING.
4. APPLY ANTI-STATIC COATING TO EXPOSED CONCRETE FLOOR. PROVIDE VINYL REDUCER STRIP AT EXISTING FLOORING TRANSITION.
5. DEMO EXISTING ACT COMPLETELY INCLUDING ALL GRID, SUPPORTING WIRES, CLIPS, AND PERIMETER WALL ANGLES IN ROOM TO EXPOSE UNDERSIDE OF STRUCTURE ABOVE. PATCH WALLS WHERE CEILINGS REMOVED.
6. CONSTRUCT NEW WALL, PAINT TO MATCH EXISTING ON ROOM 2C10.
7. NEW FRT PLYWOOD OVER WALLS PER DETAIL 4/AE421.
8. INSTALL PHYSICAL SECURITY AT INTERIOR AND EXTERIOR OF EXISTING WINDOW. REFERENCE DETAIL 4/A-603.
9. SEE DETAIL 5/A-603 FOR EXTENDING WALLS TO STRUCTURE ABOVE.
10. PLACE ADHESIVE WALK OFF MATS AT ENTRANCE AND EXIT SIDE OF CONSTRUCTION AREA, TYP.
11. DEMO EXISTING BASE, PREP FOR NEW BASE.
12. INSTALL NEW BASE ON ALL WALLS OF NEW TELECOM ROOM.

GENERAL NOTES

1. ALL PRODUCTS AND WALL FINISHES SHALL MATCH EXISTING OR ADJACENT EXISTING UNLESS OTHERWISE NOTED.
2. PATCH CONCRETE FLOOR WHERE CONDUITS OCCUR AT EXISTING WALL LOCATIONS.
3. PATCH AND REPAIR EXISTING CEILING GRID AND TILES WHERE NEW WALL INSTALLED.
4. PATCH AND REPAIR WALLS WHERE MECHANICAL, PLUMBING, AND ELECTRICAL ITEMS DEMO'D.
5. PATCH AND REPAIR FLOOR WHERE CONDUITS, PIPING AND SIMILAR ARE DEMO'D.
6. PATCH AND REPAIR GWB WHERE DOORS ARE DEMO'D AND NEW DOORS ARE INSTALLED.
7. PROTECT FINISHES IN ROOMS ADJACENT TO NEW TELECOMMUNICATION ROOMS AND AREAS NOT SCHEDULED FOR NEW WORK.

KEY PLAN

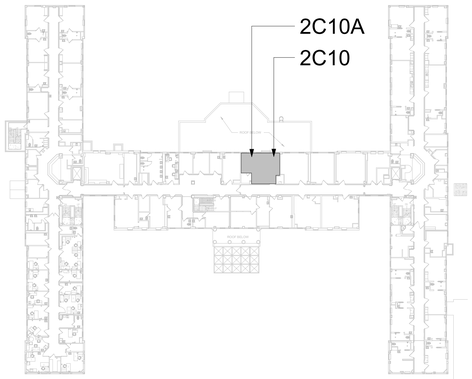

Revisions:	Date:

CONSULTANT
ENGINEERING DISCIPLINE:

ARCHITECT/ENGINEER OF RECORD
A/E:
SPEES DESIGN BUILD
625 1ST AVE, STE 301
SEATTLE, WA 98104
(206) 590-2118
RAY SPEES
SDB SPEESDESIGNBUILD

STAMP
REGISTERED ARCHITECT 10020 JAMES M. KING STATE OF WASHINGTON

Office of Construction and Facilities Management
VA U.S. Department of Veterans Affairs

Drawing Title: BLDG 01 - FLOOR 2 - DEMO, FLOOR PLANS & RCPS
Approved:
Phase: CONSTRUCTION DOCUMENTS
FULLY SPRINKLERED
Project Title: EHRM INFRASTRUCTURE UPGRADES
Location: ST. LOUIS VA MEDICAL CENTER - JEFFERSON BARRACKS, MO
Issue Date: 03/31/2022
Checked: EM
Drawn: AJ/ST/MA
Project Number: 657-21-701JB
Building Number: 01
Drawing Number: 01A-102

VA FORM 08 - 6231

ICRA LEGEND

- (+) PRESSURE
- CONSTRUCTION ZONE, (- -) PRESSURE
- ANTE ROOM, (-) PRESSURE
- TEMPORARY ICRA BARRIER
- TEMPORARY ICRA DOOR
- CONSTRUCTION TACKY MATT
- NEGATIVE AIR MACHINE

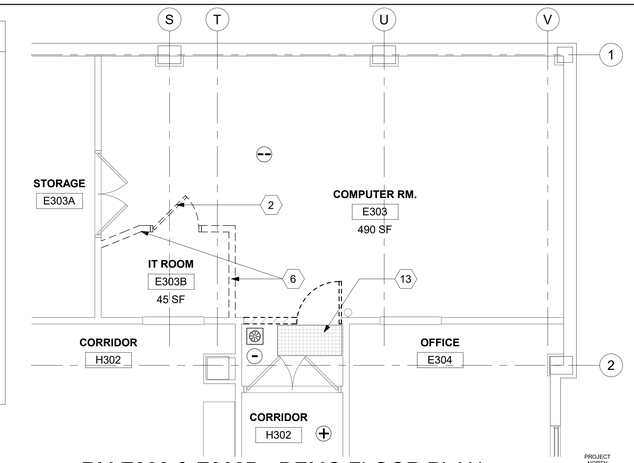

1 RM E303 & E303B - DEMO FLOOR PLAN
1/4" = 1'-0"

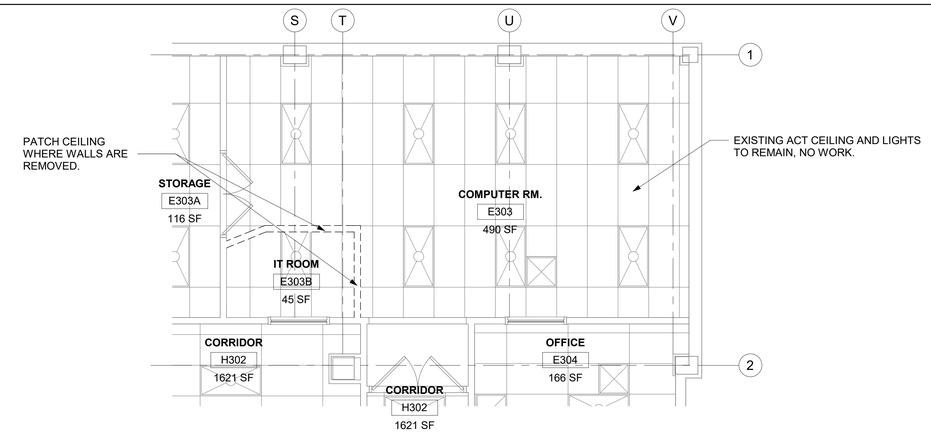

2 RM E303 & E303B- DEMO RCP
1/4" = 1'-0"

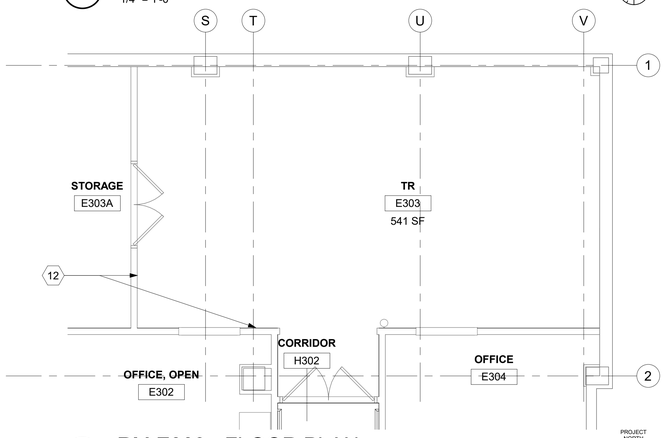

3 RM E303 - FLOOR PLAN
1/4" = 1'-0"

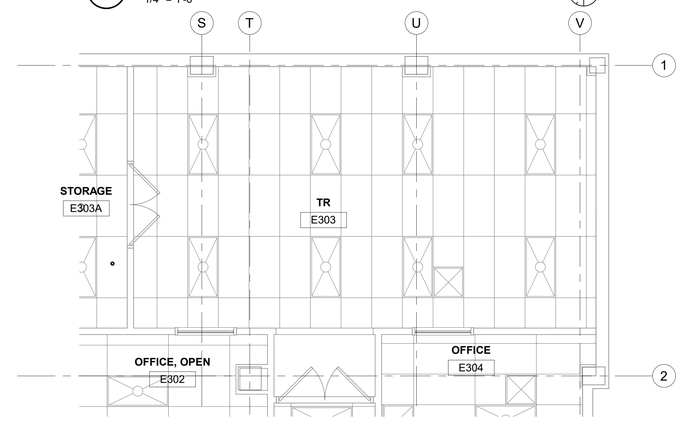

4 RM E303 - RCP
1/4" = 1'-0"

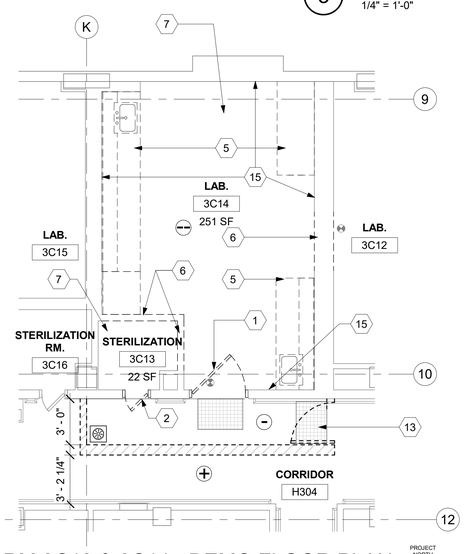

5 RM 3C13 & 3C14 - DEMO FLOOR PLAN
1/4" = 1'-0"

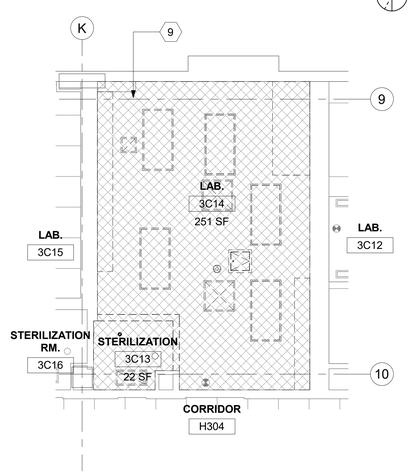

6 RM 3C13 &3C14 - DEMO RCP
1/4" = 1'-0"

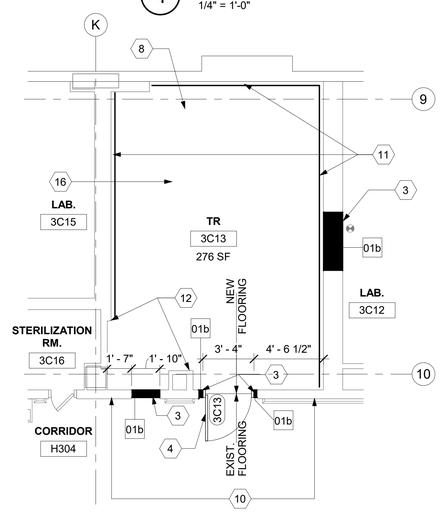

7 RM 3C13 - FLOOR PLAN
1/4" = 1'-0"

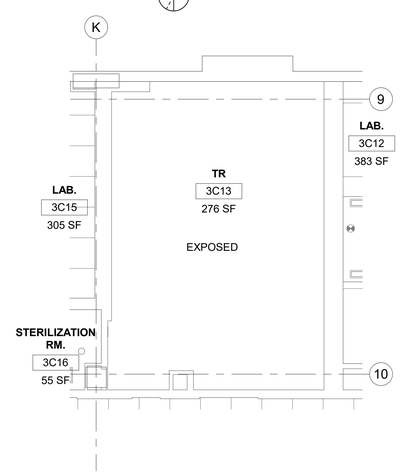

8 RM 3C13 - RCP
1/4" = 1'-0"

LEGEND

- TO DEMOLISH
- EXISTING DOOR TO REMAIN
- EXISTING DOOR TO DEMOLISH
- NEW DOOR
- EXISTING WALL TO DEMOLISH (NON-BEARING METAL STUD WALL)
- EXISTING LIGHTS TO DEMOLISH

KEYNOTES

1. DEMO EXISTING DOOR/FRAME AS NECESSARY TO INSTALL NEW DOOR/FRAME.
2. DEMO DOOR/FRAME.
3. INFILL WALL AND PATCH/PAINT TO MATCH EXISTING, BASE TO MATCH EXISTING, ON CORRIDOR SIDE.
4. INSTALL NEW DOOR/FRAME.
5. DEMO EXISTING CABINETRY AND SINK.
6. DEMO EXISTING WALLS.
7. DEMO EXISTING FLOORING TO EXPOSED CONCRETE SLAB UNDERNEATH. REMOVE EXISTING ADHESIVE AND PREP FOR NEW FLOORING.
8. APPLY ANTI-STATIC COATING TO EXPOSED CONCRETE FLOOR. PROVIDE VINYL REDUCER STRIP AT EXISTING FLOORING TRANSITION.
9. DEMO EXISTING CEILING COMPLETELY INCLUDING ALL GRID, SUPPORTING WIRES, CLIPS, AND PERIMETER WALL ANGLES IN ROOM TO EXPOSE UNDERSIDE OF STRUCTURE ABOVE. PATCH WALLS WHERE CEILING IS REMOVED.
10. REPAINT WALL TO THE NEXT NATURAL BREAK WHERE DOOR/FRAME ARE TO BE INSTALLED, TYP. PAINT TO MATCH EXISTING.
11. NEW FRT PLYWOOD OVER WALLS PER DETAIL 4/AE421.
12. PATCH AND REPAIR WALLS WHERE DEMO OCCURS.
13. PLACE ADHESIVE WALK OFF MATS AT ENTRANCE AND EXIT SIDE OF CONSTRUCTION AREA, TYP.
14. INSTALL PHYSICAL SECURITY AT INTERIOR AND EXTERIOR OF EXISTING WINDOW. REFERENCE DETAIL 4/A-603.
15. DEMO EXISTING BASE, PREP FOR NEW BASE.
16. INSTALL NEW BASE ON ALL WALLS OF NEW TELECOM ROOM.

GENERAL NOTES

1. ALL PRODUCTS AND WALL FINISHES SHALL MATCH EXISTING OR ADJACENT EXISTING UNLESS OTHERWISE NOTED.
2. PATCH CONCRETE FLOOR WHERE CONDUITS OCCUR AT EXISTING WALL LOCATIONS.
3. PATCH AND REPAIR WALLS WHERE MECHANICAL, PLUMBING, AND ELECTRICAL ITEMS DEMO'D.
4. PATCH AND REPAIR FLOOR WHERE CONDUITS, PIPING AND SIMILAR ARE DEMO'D.
5. PATCH AND REPAIR CEILING GRID AND TILES WHERE NEW WALLS INSTALLED.
6. PATCH AND REPAIR GWB WHERE DOORS ARE DEMO'D AND NEW DOORS ARE INSTALLED.
7. PROTECT FINISHES IN ROOMS ADJACENT TO NEW TELECOMMUNICATION ROOMS AND AREAS NOT SCHEDULED FOR NEW WORK.

KEY PLAN

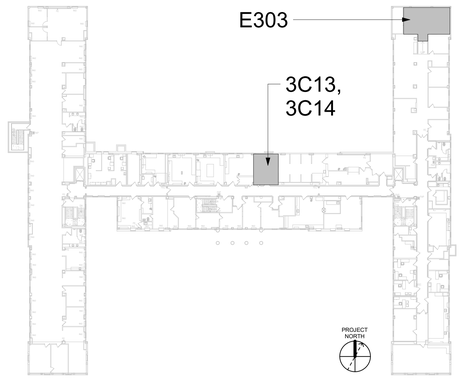

Revisions:	Date:

CONSULTANT

ENGINEERING DISCIPLINE:

ARCHITECT/ENGINEER OF RECORD

A/E:
SPEES DESIGN BUILD
625 1ST AVE, STE 301
SEATTLE, WA 98104
(206) 590-2118
RAY SPEES

SPEESDESIGNBUILD

STAMP

REGISTERED ARCHITECT
JAMES M. KING
STATE OF WASHINGTON

Office of Construction and Facilities Management

VA U.S. Department of Veterans Affairs

Drawing Title: BLDG 01 - FLOOR 3 - DEMO, FLOOR PLANS & RCPS

Approved:

Phase: CONSTRUCTION DOCUMENTS

FULLY SPRINKLERED

Project Title: EHRM INFRASTRUCTURE UPGRADES

Location: ST. LOUIS VA MEDICAL CENTER - JEFFERSON BARRACKS, MO

Issue Date: 03/31/2022 | Checked: EM | Drawn: AJ/ST/MA

Project Number: 657-21-701JB

Building Number: 01

Drawing Number: 01A-103

VA FORM 08 - 6231

ICRA LEGEND

- (+) PRESSURE
- CONSTRUCTION ZONE, (- -) PRESSURE
- ANTE ROOM, (-) PRESSURE
- TEMPORARY ICRA BARRIER
- TEMPORARY ICRA DOOR
- CONSTRUCTION TACKY MATT
- NEGATIVE AIR MACHINE

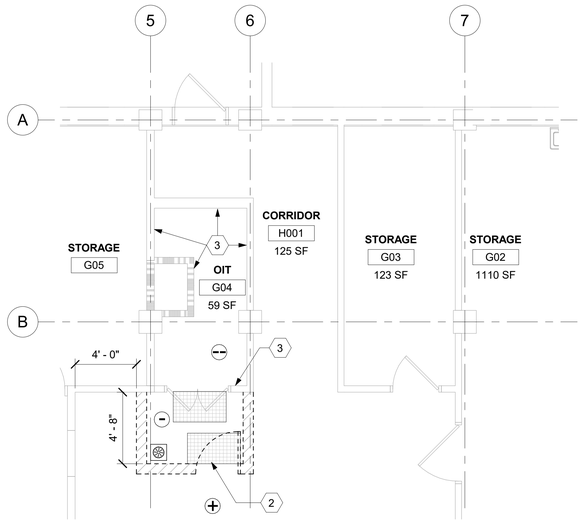

1 ROOM G04 - DEMO FLOOR PLAN
1/4" = 1'-0"

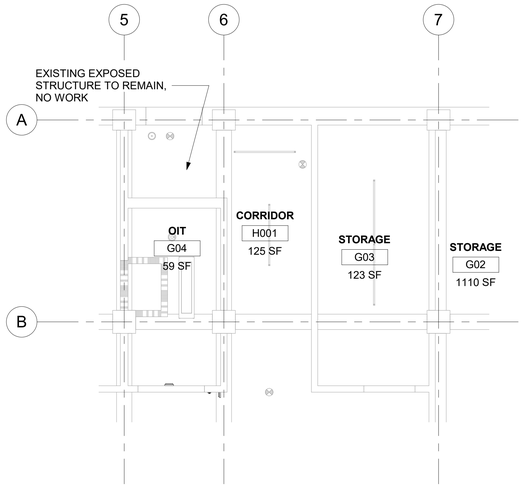

2 ROOM G04- DEMO RCP
1/4" = 1'-0"

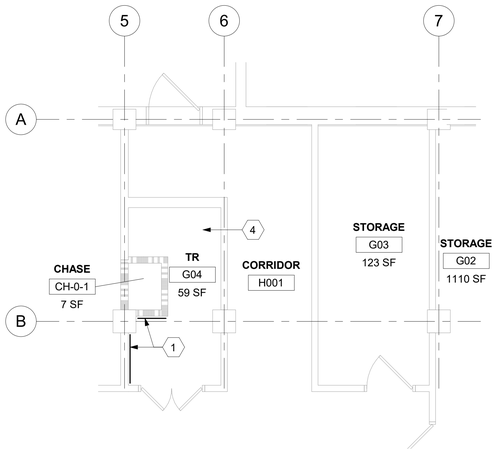

3 ROOM G04 - FLOOR PLAN
1/4" = 1'-0"

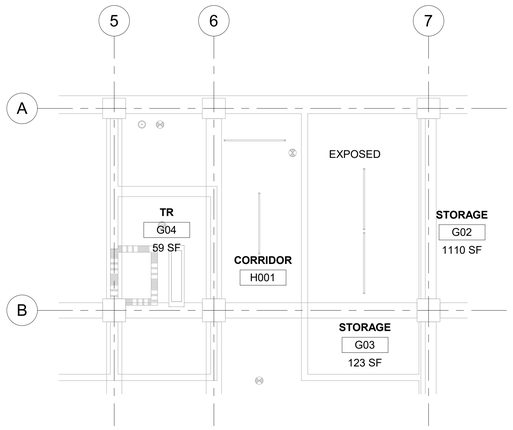

4 ROOM G04 - RCP
1/4" = 1'-0"

LEGEND

- TO DEMOLISH
- EXISTING DOOR TO REMAIN
- EXISTING DOOR TO DEMOLISH
- NEW DOOR
- EXISTING WALL TO DEMOLISH (NON-BEARING METAL STUD WALL)
- 2 HR FIRE RATED WALL
- EXISTING LIGHTS TO DEMOLISH

KEYNOTES

1. NEW FRT PLYWOOD OVER WALLS PER DETAIL 4/AE421.
2. PLACE ADHESIVE WALK OFF MATS AT ENTRANCE AND EXIT SIDE OF CONSTRUCTION AREA, TYP.
3. DEMO EXISTING BASE, PREP FOR NEW BASE.
4. INSTALL NEW BASE ON ALL WALLS OF NEW TELECOM ROOM.

GENERAL NOTES

1. ALL PRODUCTS AND WALL FINISHES SHALL MATCH EXISTING OR ADJACENT EXISTING UNLESS OTHERWISE NOTED.

KEY PLAN

Revisions:	Date:

CONSULTANT
ENGINEERING DISCIPLINE:

ARCHITECT/ENGINEER OF RECORD
A/E:
SPEES DESIGN BUILD
625 1ST AVE, STE 301
SEATTLE, WA 98104
(206) 590-2118
RAY SPEES
SPEESDESIGNBUILD

STAMP
REGISTERED ARCHITECT 10000 JAMES M. KING STATE OF WASHINGTON

Office of Construction and Facilities Management
VA U.S. Department of Veterans Affairs

Drawing Title: BLDG 02 - FLOOR 0 - DEMO, FLOOR PLANS & RCPS	Phase: CONSTRUCTION DOCUMENTS	Project Title: EHRM INFRASTRUCTURE UPGRADES	Project Number: 657-21-701JB
Approved:	FULLY SPRINKLERED	Location: ST. LOUIS VA MEDICAL CENTER - JEFFERSON BARRACKS, MO	Building Number: 02
		Issue Date: 03/31/2022 · Checked: EM · Drawn: AJ/ST/PKQ	Drawing Number: 02A-100

VA FORM 08 - 6231

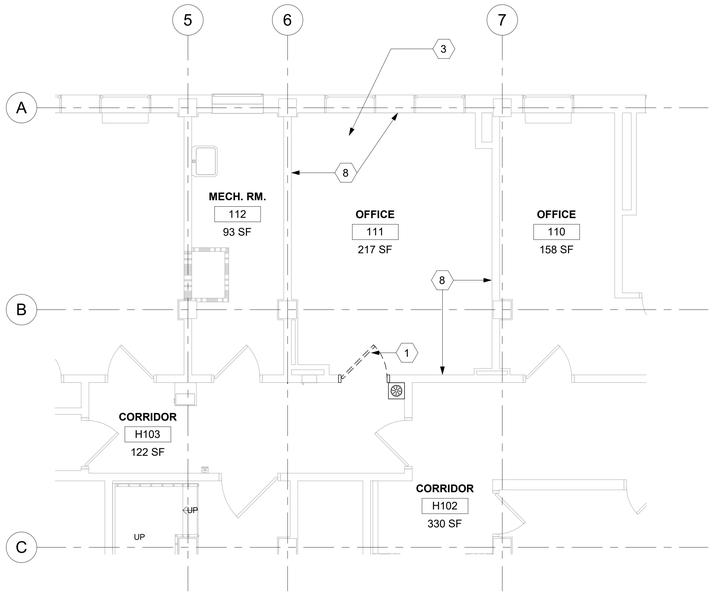

1 RM 111 - DEMO FLOOR PLAN
1/4" = 1'-0"

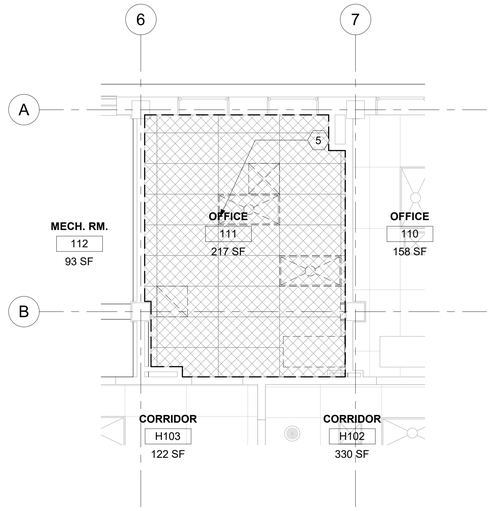

2 RM 111 - DEMO RCP
1/4" = 1'-0"

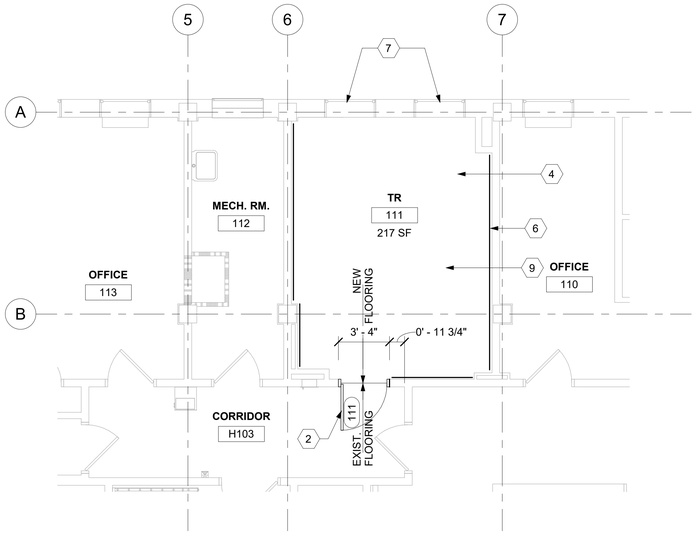

3 RM 111 - FLOOR PLAN
1/4" = 1'-0"

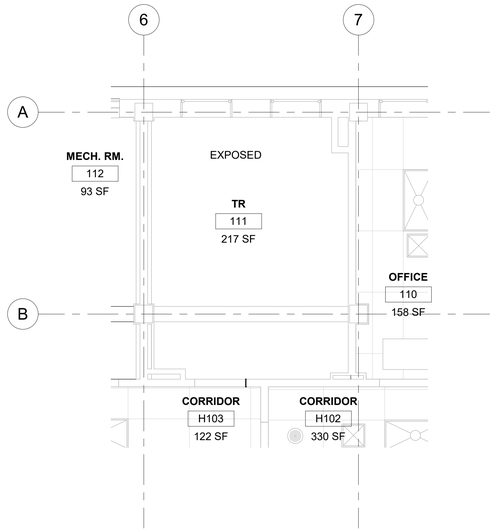

4 RM 111 - RCP
1/4" = 1'-0"

LEGEND

- TO DEMOLISH
- EXISTING DOOR TO REMAIN
- EXISTING DOOR TO DEMOLISH
- NEW DOOR
- EXISTING WALL TO DEMOLISH (NON-BEARING METAL STUD WALL)
- 2 HR FIRE RATED WALL
- EXISTING LIGHTS TO DEMOLISH

KEYNOTES

1. DEMO EXISTING DOOR/FRAME AS NECESSARY TO INSTALL NEW DOOR/FRAME.
2. INSTALL NEW DOOR/FRAME.
3. DEMO EXISTING FLOORING TO EXPOSED CONCRETE SLAB UNDERNEATH. REMOVE EXISTING ADHESIVE AND PREP FOR NEW FLOORING.
4. APPLY ANTI-STATIC COATING TO EXPOSED CONCRETE FLOOR. PROVIDE VINYL REDUCER STRIP AT EXISTING FLOORING TRANSITION.
5. DEMO EXISTING GWB COMPLETELY INCLUDING ALL GRID, SUPPORTING WIRES, CLIPS, AND PERIMETER WALL ANGLES IN ROOM TO EXPOSE UNDERSIDE OF STRUCTURE ABOVE. PATCH WALLS WHERE CEILING IS REMOVED.
6. NEW FRT PLYWOOD OVER WALLS PER DETAIL 4/AE421.
7. INSTALL PHYSICAL SECURITY AT INTERIOR AND EXTERIOR OF EXISTING WINDOW. REFERENCE DETAIL 4/A-603.
8. DEMO EXISTING BASE, PREP FOR NEW BASE.
9. INSTALL NEW BASE ON ALL WALLS OF NEW TELECOM ROOM.

GENERAL NOTES

1. ALL PRODUCTS AND WALL FINISHES SHALL MATCH EXISTING OR ADJACENT EXISTING UNLESS OTHERWISE NOTED.
2. PATCH AND REPAIR WALLS WHERE MECHANICAL, PLUMBING, AND ELECTRICAL ITEMS DEMO'D.
3. PATCH AND REPAIR FLOOR WHERE CONDUITS, PIPING AND SIMILAR ARE DEMO'D.
4. PATCH AND REPAIR GWB WHERE DOORS ARE DEMO'D AND NEW DOORS ARE INSTALLED.
5. PROTECT FINISHES IN ROOMS ADJACENT TO NEW TELECOMMUNICATION ROOMS AND AREAS NOT SCHEDULED FOR NEW WORK.
6. ICRA BARRIERS NOT SHOWN COORDINATE DIRECTLY WITH COR & SAFETY TO MEET ICRA REQUIREMENTS.

KEY PLAN

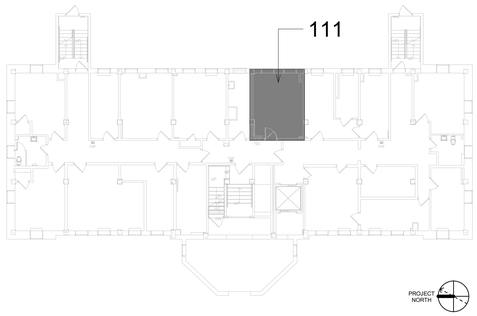

Revisions:	Date:

CONSULTANT
ENGINEERING DISCIPLINE:

ARCHITECT/ENGINEER OF RECORD
A/E:
SPEES DESIGN BUILD
625 1ST AVE, STE 301
SEATTLE, WA 98104
(206) 590-2118
RAY SPEES
SPEESDESIGNBUILD

STAMP
REGISTERED ARCHITECT 10000 JAMES M. KING STATE OF WASHINGTON

Office of Construction and Facilities Management
VA U.S. Department of Veterans Affairs

Drawing Title	BLDG 02 - FLOOR 1 - DEMO, FLOOR PLANS & RCPS
Approved:	
Phase	CONSTRUCTION DOCUMENTS
	FULLY SPRINKLERED
Project Title	EHRM INFRASTRUCTURE UPGRADES
Location	ST. LOUIS VA MEDICAL CENTER - JEFFERSON BARRACKS, MO
Issue Date	03/31/2022
Checked	EM
Drawn	AJ/ST/PKQ
Project Number	657-21-701JB
Building Number	02
Drawing Number	02A-101
	30 OF 436

VA FORM 08 - 6231

ICRA LEGEND

- (+) PRESSURE
- CONSTRUCTION ZONE, (- -) PRESSURE
- ANTE ROOM, (-) PRESSURE
- TEMPORARY ICRA BARRIER
- TEMPORARY ICRA DOOR
- CONSTRUCTION TACKY MATT
- NEGATIVE AIR MACHINE

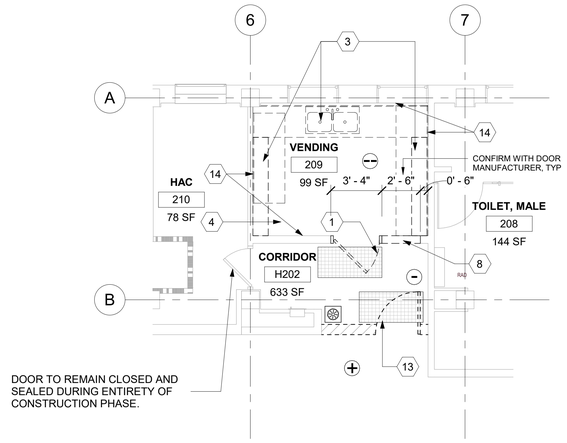

1 RM 209 - DEMO FLOOR PLAN
1/4" = 1'-0"

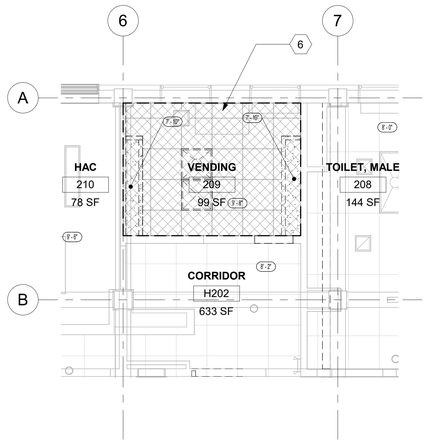

2 RM 209 - DEMO RCP
1/4" = 1'-0"

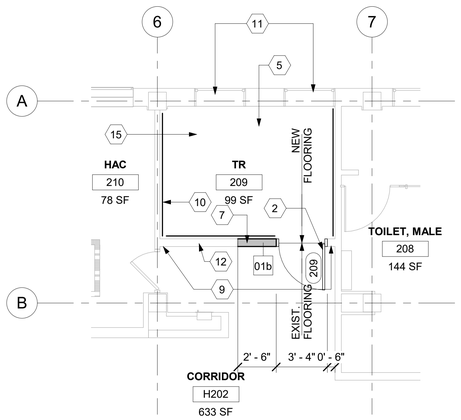

3 RM 209 - FLOOR PLAN
1/4" = 1'-0"

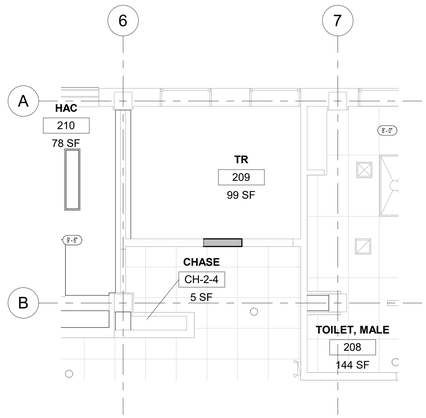

4 RM 209 - RCP
1/4" = 1'-0"

LEGEND

- TO DEMOLISH
- EXISTING DOOR TO REMAIN
- EXISTING DOOR TO DEMOLISH
- NEW DOOR
- EXISTING WALL TO DEMOLISH (NON-BEARING METAL STUD WALL)
- EXISTING LIGHTS TO DEMOLISH

KEYNOTES

1. DEMO EXISTING DOOR/FRAME AS NECESSARY TO INSTALL NEW DOOR/FRAME.
2. INSTALL NEW DOOR/FRAME.
3. DEMO EXISTING CABINETRY, SINK, AND WALLS.
4. DEMO EXISTING FLOORING TO EXPOSED CONCRETE SLAB UNDERNEATH. REMOVE EXISTING ADHESIVE AND PREP FOR NEW FLOORING.
5. APPLY ANTI-STATIC COATING TO EXPOSED CONCRETE FLOOR. PROVIDE VINYL REDUCER STRIP AT EXISTING FLOORING TRANSITION.
6. DEMO EXISTING ACT AND GWB COMPLETELY INCLUDING ALL GRID, SUPPORTING WIRES, CLIPS, AND PERIMETER WALL ANGLES IN ROOM TO EXPOSE UNDERSIDE OF STRUCTURE ABOVE. PATCH WALLS WHERE CEILING IS REMOVED.
7. INFILL WALL TO MATCH EXISTING.
8. DEMO EXISTING WALL, PREP FOR NEW DOOR/FRAME.
9. PATCH AND REPAINT WALL AS NECESSARY TO MATCH EXISTING ON CORRIDOR SIDE.
10. NEW FRT PLYWOOD OVER WALLS PER DETAIL 4/AE421.
11. INSTALL PHYSICAL SECURITY AT INTERIOR AND EXTERIOR OF EXISTING WINDOW. REFERENCE DETAIL 4/A-603.
12. REFER TO DETAIL 5/A-603 FOR EXTENDING WALLS UP TO STRUCTURE ABOVE.
13. PLACE ADHESIVE WALK OFF MATS AT ENTRANCE AND EXIT SIDE OF CONSTRUCTION AREA, TYP.
14. DEMO EXISTING BASE, PREP FOR NEW BASE.
15. INSTALL NEW BASE ON ALL WALLS OF NEW TELECOM ROOM.

GENERAL NOTES

1. ALL PRODUCTS AND WALL FINISHES SHALL MATCH EXISTING OR ADJACENT EXISTING UNLESS OTHERWISE NOTED.
2. PATCH AND REPAIR WALLS WHERE MECHANICAL, PLUMBING, AND ELECTRICAL ITEMS DEMO'D.
3. PATCH AND REPAIR FLOOR WHERE CONDUITS, PIPING AND SIMILAR ARE DEMO'D.
4. PATCH AND REPAIR GWB WHERE DOORS ARE DEMO'D AND NEW DOORS ARE INSTALLED.
5. PROTECT FINISHES IN ROOMS ADJACENT TO NEW TELECOMMUNICATION ROOMS AND AREAS NOT SCHEDULED FOR NEW WORK.
6. PATCH CONCRETE FLOOR WHERE CONDUITS OCCUR AT EXISTING WALL LOCATIONS.

KEY PLAN

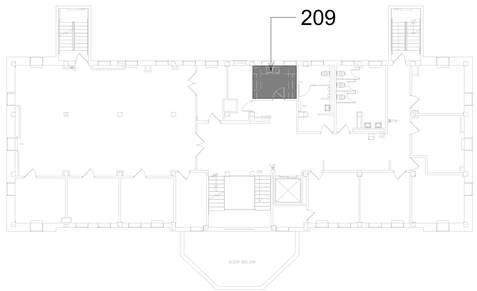

Revisions:	Date:

CONSULTANT
ENGINEERING DISCIPLINE:

ARCHITECT/ENGINEER OF RECORD
A/E:
SPEES DESIGN BUILD
625 1ST AVE, STE 301
SEATTLE, WA 98104
(206) 590-2118
RAY SPEES
SDB SPEESDESIGNBUILD

STAMP
REGISTERED ARCHITECT 10000 JAMES M. KING STATE OF WASHINGTON

Office of Construction and Facilities Management
VA U.S. Department of Veterans Affairs

Drawing Title	Phase	Project Title	Project Number
BLDG 02 - FLOOR 2 - DEMO, FLOOR PLANS & RCPS	CONSTRUCTION DOCUMENTS	EHRM INFRASTRUCTURE UPGRADES	657-21-701JB
Approved:	FULLY SPRINKLERED	Location: ST. LOUIS VA MEDICAL CENTER - JEFFERSON BARRACKS, MO	Building Number: 02
		Issue Date: 03/31/2022 · Checked: EM · Drawn: AJ/ST/PKQ	Drawing Number: 02A-102

VA FORM 08 - 6231

1 RM 308 - CORRIDOR

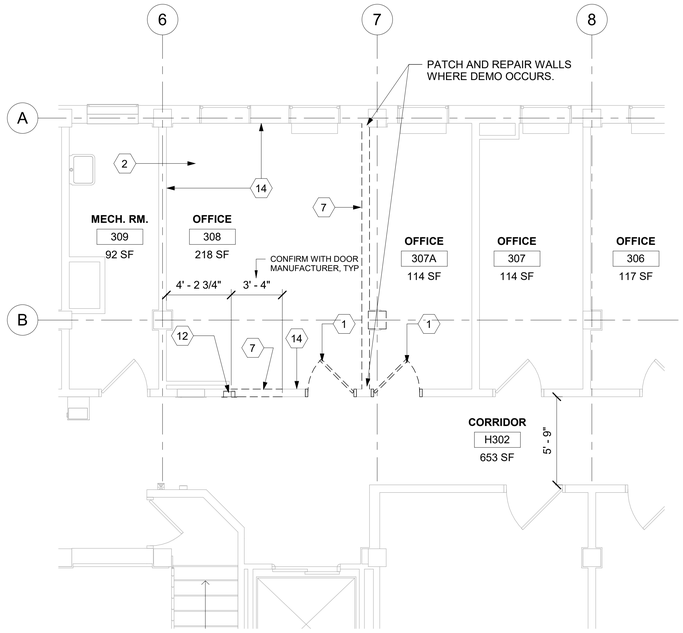

2 RM 308 - DEMO FLOOR PLAN
1/4" = 1'-0"

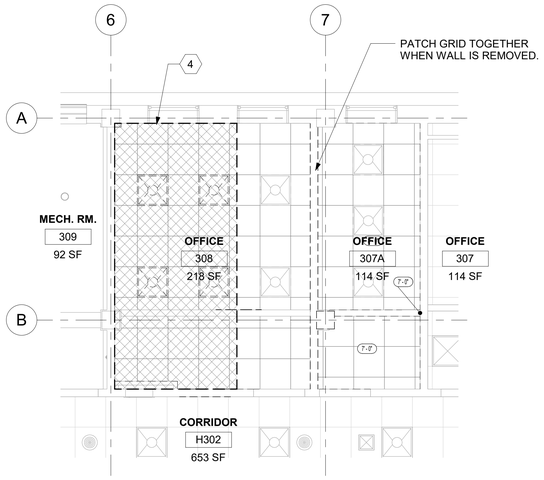

3 RM 308 - DEMO RCP
1/4" = 1'-0"

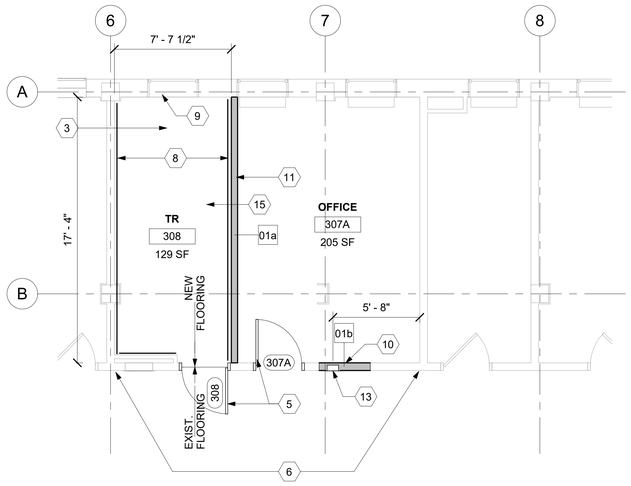

4 RM 308 - FLOOR PLAN
1/4" = 1'-0"

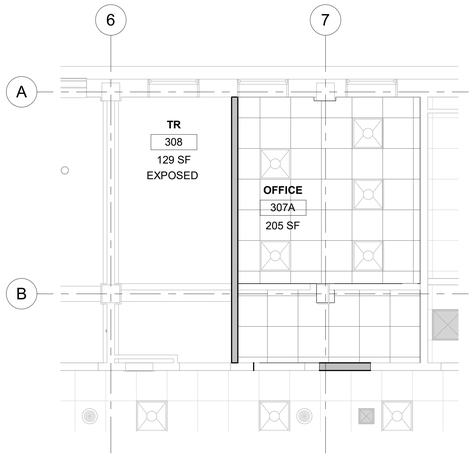

5 RM 308 - RCP
1/4" = 1'-0"

LEGEND

- TO DEMOLISH
- EXISTING DOOR TO REMAIN
- EXISTING DOOR TO DEMOLISH
- NEW DOOR
- EXISTING WALL TO DEMOLISH (NON-BEARING METAL STUD WALL)
- EXISTING LIGHTS TO DEMOLISH

KEYNOTES

1. DEMO EXISTING DOOR/FRAME.
2. DEMO EXISTING FLOORING TO EXPOSED CONCRETE SLAB UNDERNEATH. REMOVE EXISTING ADHESIVE AND PREP FOR NEW FLOORING.
3. APPLY ANTI-STATIC COATING TO EXPOSED CONCRETE FLOOR. PROVIDE VINYL REDUCER STRIP AT EXISTING FLOORING TRANSITION.
4. DEMO EXISTING ACT COMPLETELY INCLUDING ALL GRID, SUPPORTING WIRES, CLIPS, AND PERIMETER WALL ANGLES IN ROOM TO EXPOSE UNDERSIDE OF STRUCTURE ABOVE. PATCH WALLS WHERE CEILING IS REMOVED.
5. INSTALL NEW DOOR/FRAME
6. PATCH AND REPAINT WALL AS NECESSARY TO MATCH EXISTING.
7. DEMO EXISTING WALL.
8. NEW FRT PLYWOOD OVER WALLS PER DETAIL 4/AE421.
9. INSTALL PHYSICAL SECURITY AT INTERIOR AND EXTERIOR OF EXISTING WINDOW. REFERENCE DETAIL 4/A-603.
10. INFILL WALL TO MATCH EXISTING.
11. CONSTRUCT NEW WALL, PAINT TO MATCH EXISTING ON ROOM 307A.
12. DEMO EXISTING FIRE EXTINGUISHER CABINET.
13. INSTALL NEW FIRE EXTINGUISHER CABINET. MATCH EXISTING COLOR AND STYLE.
14. DEMO EXISTING BASE, PREP FOR NEW BASE.
15. INSTALL NEW BASE ON ALL WALLS OF NEW TELECOM ROOM.

GENERAL NOTES

1. ALL PRODUCTS AND WALL FINISHES SHALL MATCH EXISTING OR ADJACENT EXISTING UNLESS OTHERWISE NOTED.
2. PATCH AND REPAIR EXISTING CEILING GRID AND TILES WHERE NEW WALLS INSTALLED.
3. PATCH AND REPAIR WALLS WHERE MECHANICAL, PLUMBING, AND ELECTRICAL ITEMS DEMO'D.
4. PATCH AND REPAIR FLOOR WHERE CONDUITS, PIPING AND SIMILAR ARE DEMO'D.
5. PATCH AND REPAIR CEILING GRID AND TILES WHERE NEW WALLS INSTALLED.
6. PATCH AND REPAIR GWB WHERE DOORS ARE DEMO'D AND NEW DOORS ARE INSTALLED.
7. PROTECT FINISHES IN ROOMS ADJACENT TO NEW TELECOMMUNICATION ROOMS AND AREAS NOT SCHEDULED FOR NEW WORK.
8. PATCH CONCRETE FLOOR WHERE CONDUITS OCCUR AT EXISTING WALL LOCATIONS.
9. ICRA BARRIERS NOT SHOWN. COORDINATE DIRECTLY WITH COR & SAFETYTO MEET ICRA REQUIREMENTS.

KEY PLAN

Revisions:	Date:

CONSULTANT
ENGINEERING DISCIPLINE:

ARCHITECT/ENGINEER OF RECORD
A/E:
SPEES DESIGN BUILD
625 1ST AVE, STE 301
SEATTLE, WA 98104
(206) 590-2118
RAY SPEES

STAMP
REGISTERED ARCHITECT
JAMES M. KING
STATE OF WASHINGTON

Office of Construction and Facilities Management
VA U.S. Department of Veterans Affairs

Drawing Title: BLDG 02 - FLOOR 3 - DEMO, FLOOR PLANS & RCPS
Approved:
Phase: CONSTRUCTION DOCUMENTS
FULLY SPRINKLERED
Project Title: EHRM INFRASTRUCTURE UPGRADES
Location: ST. LOUIS VA MEDICAL CENTER - JEFFERSON BARRACKS, MO
Issue Date: 03/31/2022
Checked: EM
Drawn: AJ/ST/PKQ
Project Number: 657-21-701JB
Building Number: 02
Drawing Number: 02A-103
32 OF 436

VA FORM 08 - 6231

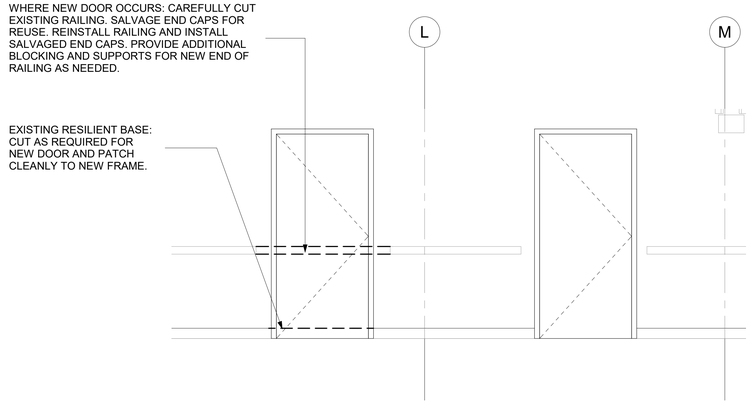

1 RM B025 - CORRIDOR INTERIOR ELEVATION
1/2" = 1'-0"

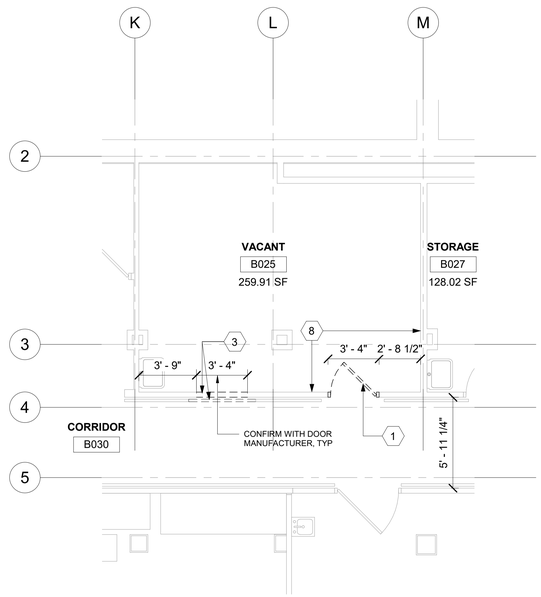

3 RM B025 - DEMO FLOOR PLAN
1/4" = 1'-0"

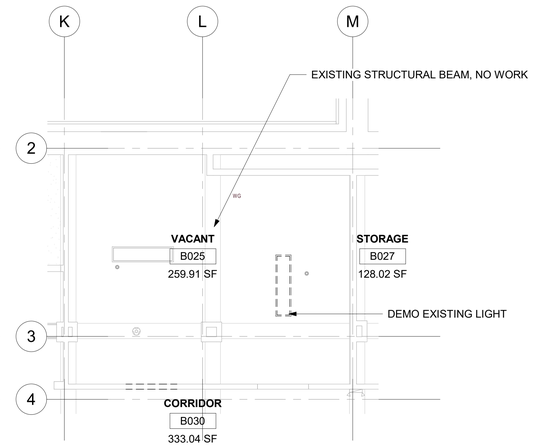

4 RM B025 - DEMO RCP
1/4" = 1'-0"

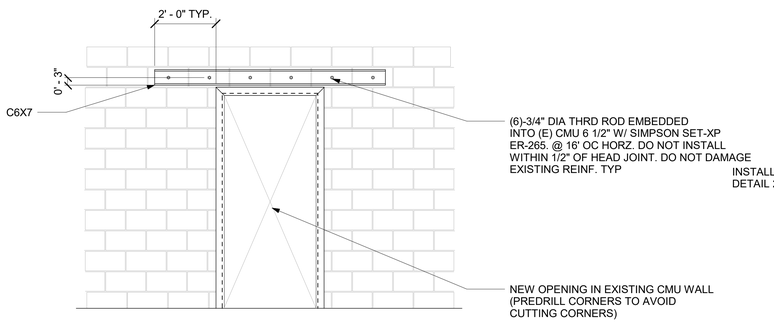

2 DOOR HEADER DETAIL
1/2" = 1'-0"

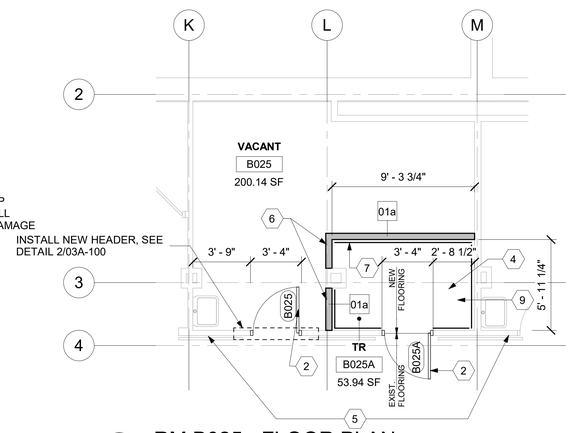

5 RM B025 - FLOOR PLAN
1/4" = 1'-0"

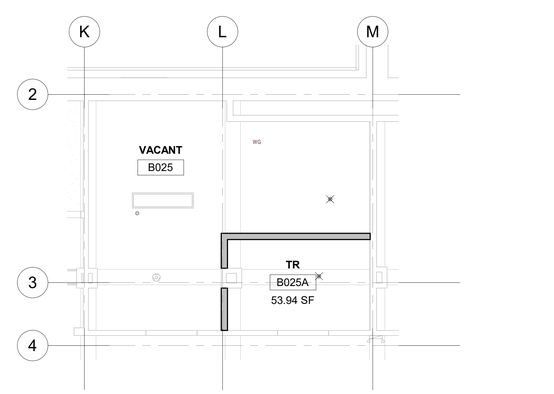

6 RM B025 - RCP
1/4" = 1'-0"

LEGEND

- TO DEMOLISH
- EXISTING DOOR TO REMAIN
- EXISTING DOOR TO DEMOLISH
- NEW DOOR
- EXISTING WALL TO DEMOLISH (NON-BEARING METAL STUD WALL)
- EXISTING LIGHTS TO DEMOLISH

KEYNOTES

1. DEMO EXISTING DOOR/FRAME AS NECESSARY TO INSTALL NEW DOOR/FRAME.
2. INSTALL NEW DOOR/FRAME.
3. SAWCUT AND DEMO CMU WALL AND RAILING. PREP FOR NEW DOOR/FRAME.
4. APPLY ANTI-STATIC COATING TO EXPOSED CONCRETE FLOOR. PROVIDE VINYL REDUCER STRIP AT EXISTING FLOORING TRANSITION.
5. PATCH AND REPAINT WALL AS NECESSARY TO MATCH EXISTING ON CORRIDOR SIDE.
6. CONSTRUCT NEW WALL. PAINT TO MATCH EXISTING ON ROOM B025.
7. NEW FRT PLYWOOD OVER WALLS PER DETAIL 4/AE421.
8. DEMO EXISTING BASE, PREP FOR NEW BASE.
9. INSTALL NEW BASE ON ALL WALLS OF NEW TELECOM ROOM.

GENERAL NOTES

1. ALL PRODUCTS AND WALL FINISHES SHALL MATCH EXISTING OR ADJACENT EXISTING UNLESS OTHERWISE NOTED.
2. PATCH AND REPAIR EXISTING CEILING GRID AND TILES WHERE NEW WALL INSTALLED.
3. PATCH CONCRETE FLOOR WHERE CONDUITS OCCUR AT EXISTING WALL LOCATIONS.
3. PATCH AND REPAIR WALLS WHERE MECHANICAL, PLUMBING, AND ELECTRICAL ITEMS DEMO'D.
4. PATCH AND REPAIR FLOOR WHERE CONDUITS, PIPING AND SIMILAR ARE DEMO'D.
6. PATCH AND REPAIR GWB WHERE DOORS ARE DEMO'D AND NEW DOORS ARE INSTALLED.
7. PROTECT FINISHES IN ROOMS ADJACENT TO NEW TELECOMMUNICATION ROOMS AND AREAS NOT SCHEDULED FOR NEW WORK.
8. ICRA BARRIERS NOT SHOWN. COORDINATE DIRECTLY WITH COR & SAFETY TO MEET ICRA REQUIREMENTS.

KEY PLAN

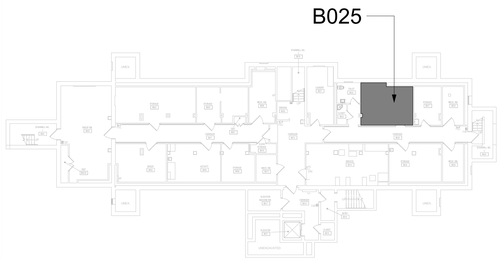

Revisions:	Date:

CONSULTANT
ENGINEERING DISCIPLINE:

ARCHITECT/ENGINEER OF RECORD
A/E:
SPEES DESIGN BUILD
625 1ST AVE, STE 301
SEATTLE, WA 98104
(206) 590-2118
RAY SPEES
SPEESDESIGNBUILD

STAMP
REGISTERED ARCHITECT 10000 JAMES M. KING STATE OF WASHINGTON

Office of Construction and Facilities Management
VA U.S. Department of Veterans Affairs

Drawing Title: BLDG 03 - FLOOR 0 - DEMO, FLOOR PLANS & RCPS
Approved:
Phase: CONSTRUCTION DOCUMENTS
FULLY SPRINKLERED
Project Title: EHRM INFRASTRUCTURE UPGRADES
Location: ST. LOUIS VA MEDICAL CENTER - JEFFERSON BARRACKS, MO
Issue Date: 03/31/2022
Checked: EM
Drawn: AJ/ST
Project Number: 657-21-701JB
Building Number: 03
Drawing Number: 03A-100
33 OF 436

VA FORM 08 - 6231

ICRA LEGEND

- (+) PRESSURE
- CONSTRUCTION ZONE, (- -) PRESSURE
- ANTE ROOM, (-) PRESSURE
- TEMPORARY ICRA BARRIER
- TEMPORARY ICRA DOOR
- CONSTRUCTION TACKY MATT
- NEGATIVE AIR MACHINE

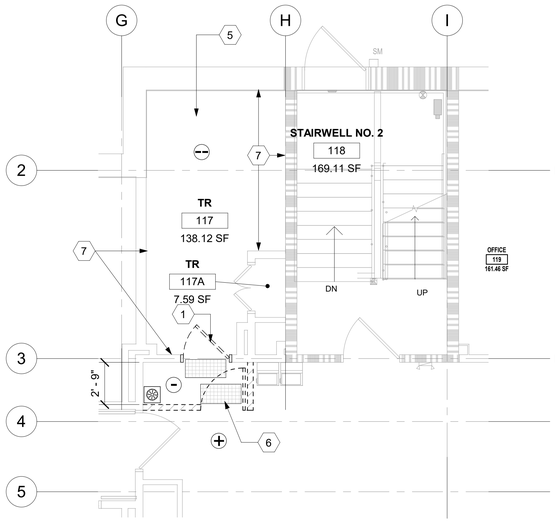

1 RM 117 - DEMO FLOOR PLAN
1/4" = 1'-0"

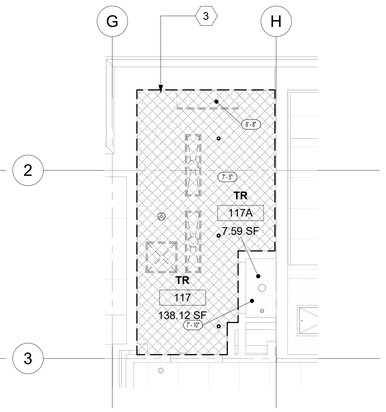

3 RM 117 - DEMO RCP
1/4" = 1'-0"

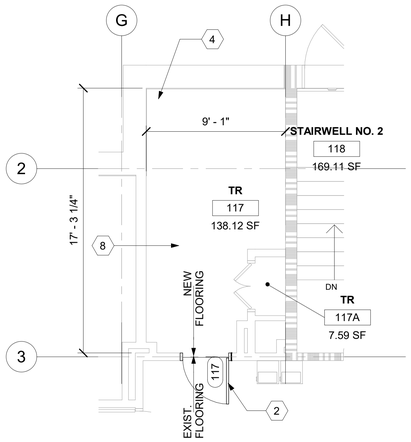

2 RM 117 - FLOOR PLAN
1/4" = 1'-0"

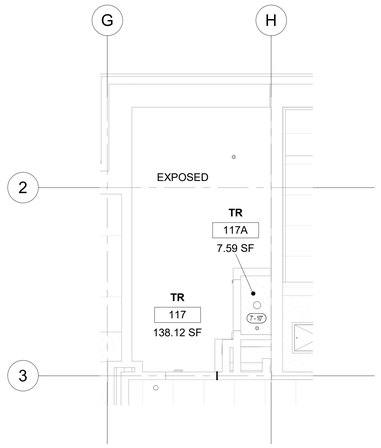

4 RM 117 - RCP
1/4" = 1'-0"

LEGEND

- TO DEMOLISH
- EXISTING DOOR TO REMAIN
- EXISTING DOOR TO DEMOLISH
- NEW DOOR
- EXISTING WALL TO DEMOLISH (NON-BEARING METAL STUD WALL)
- 2 HR FIRE RATED WALL

KEYNOTES

1. DEMO EXISTING DOOR/FRAME AS NECESSARY TO INSTALL NEW DOOR/FRAME.
2. INSTALL NEW DOOR/FRAME.
3. DEMO EXISTING GWB COMPLETELY INCLUDING ALL GRID, SUPPORTING WIRES, CLIPS, AND PERIMETER WALL ANGLES IN ROOM TO EXPOSE UNDERSIDE OF STRUCTURE ABOVE. PATCH WALLS WHERE CEILING IS REMOVED.
4. APPLY ANTI-STATIC COATING TO EXPOSED CONCRETE FLOOR. PROVIDE VINYL REDUCER STRIP AT EXISTING FLOORING TRANSITION.
5. DEMO EXISTING FLOORING TO EXPOSED CONCRETE SLAB UNDERNEATH. REMOVE EXISTING ADHESIVE AND PREP FOR NEW FLOORING.
6. PLACE ADHESIVE WALK OFF MATS AT ENTRANCE AND EXIT SIDE OF CONSTRUCTION AREA, TYP.
7. DEMO EXISTING BASE, PREP FOR NEW BASE.
8. INSTALL NEW BASE ON ALL WALLS OF NEW TELECOM ROOM.

GENERAL NOTES

1. ALL PRODUCTS AND WALL FINISHES SHALL MATCH EXISTING OR ADJACENT EXISTING UNLESS OTHERWISE NOTED.
2. PATCH AND REPAIR WALLS WHERE MECHANICAL, PLUMBING AND ELECTRICAL ITEMS DEMO'D.
3. PATCH AND REPAIR FLOOR WHERE CONDUITS, PIPING AND SIMILAR ARE DEMO'D.
4. PATCH AND REPAIR GWB WHERE DOORS ARE DEMO'D AND NEW DOORS ARE INSTALLED.
5. PROTECT FINISHES IN ROOMS ADJACENT TO NEW TELECOMMUNICATION ROOMS AND AREAS NOT SCHEDULED FOR NEW WORK.

KEY PLAN

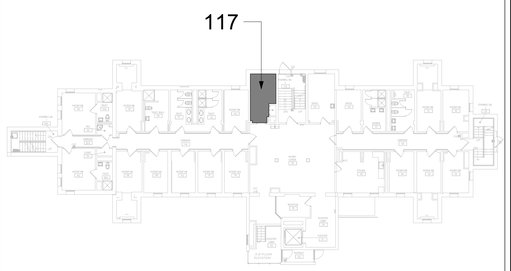

Revisions:	Date:

CONSULTANT

ENGINEERING DISCIPLINE:

ARCHITECT/ENGINEER OF RECORD

A/E:
SPEES DESIGN BUILD
625 1ST AVE, STE 301
SEATTLE, WA 98104
(206) 590-2118
RAY SPEES

SPEESDESIGNBUILD

STAMP: REGISTERED ARCHITECT 10000 JAMES M. KING STATE OF WASHINGTON

Office of Construction and Facilities Management

VA U.S. Department of Veterans Affairs

Drawing Title: BLDG 03 - FLOOR 1 - DEMO, FLOOR PLANS & RCPS	Phase: CONSTRUCTION DOCUMENTS	Project Title: EHRM INFRASTRUCTURE UPGRADES	Project Number: 657-21-701JB
			Building Number: 03
Approved:	FULLY SPRINKLERED	Location: ST. LOUIS VA MEDICAL CENTER - JEFFERSON BARRACKS, MO	Drawing Number: 03A-101
		Issue Date: 03/31/2022 · Checked: EM · Drawn: AJ/ST	34 OF 436

VA FORM 08 - 6231

ICRA LEGEND

- (+) PRESSURE
- CONSTRUCTION ZONE, (- -) PRESSURE
- ANTE ROOM, (-) PRESSURE
- TEMPORARY ICRA BARRIER
- TEMPORARY ICRA DOOR
- CONSTRUCTION TACKY MATT
- NEGATIVE AIR MACHINE

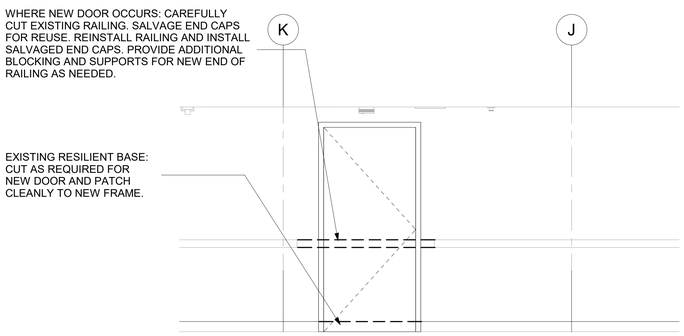

1 RM 224 - CORRIDOR INTERIOR ELEVATION
1/2" = 1'-0"

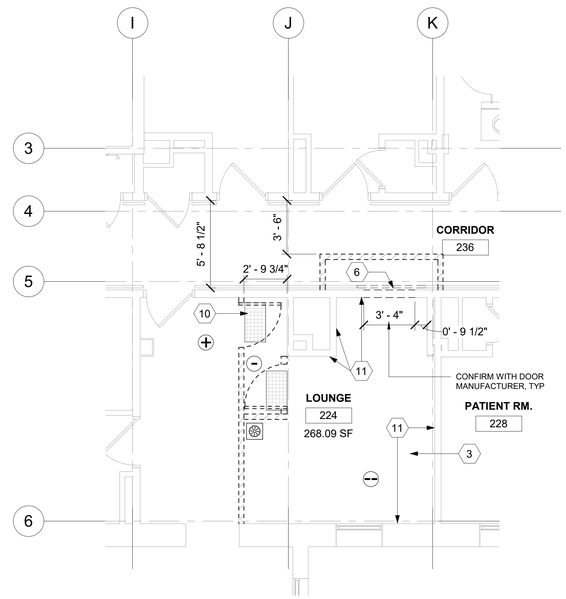

2 RM 224 - DEMO FLOOR PLAN
1/4" = 1'-0"

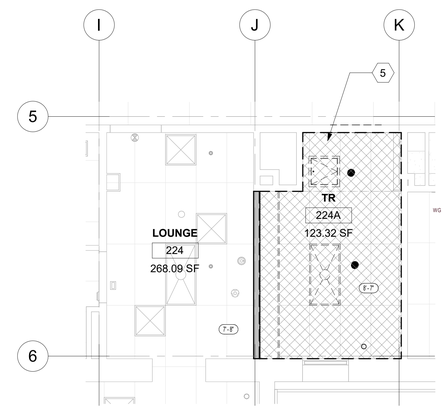

3 RM 224 - DEMO RCP
1/4" = 1'-0"

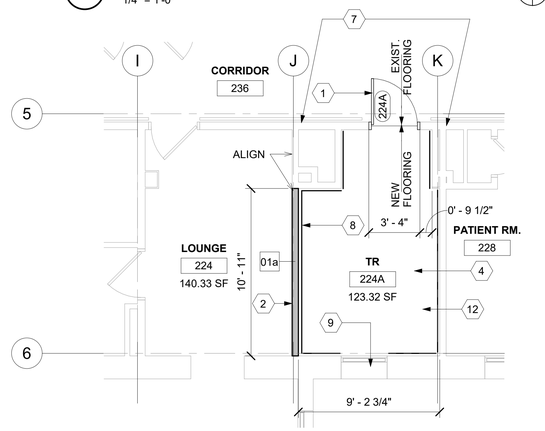

4 RM 224 - FLOOR PLAN
1/4" = 1'-0"

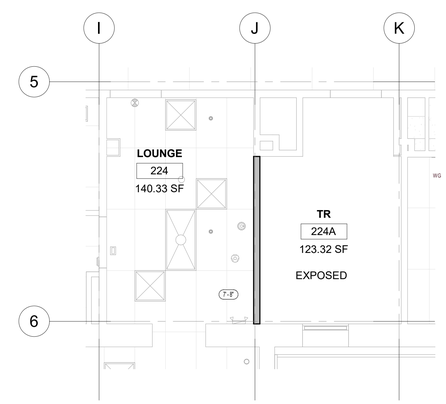

5 RM 224 - RCP
1/4" = 1'-0"

LEGEND

- TO DEMOLISH
- EXISTING DOOR TO REMAIN
- EXISTING DOOR TO DEMOLISH
- NEW DOOR
- EXISTING WALL TO DEMOLISH (NON-BEARING METAL STUD WALL)
- EXISTING LIGHTS TO DEMOLISH

KEYNOTES

1. INSTALL NEW DOOR/FRAME.
2. CONSTRUCT NEW WALL, PATCH AND PAINT TO MATCH EXISTING.
3. DEMO EXISTING FLOORING TO EXPOSED CONCRETE SLAB UNDERNEATH. REMOVE EXISTING ADHESIVE AND PREP FOR NEW FLOORING.
4. APPLY ANTI-STATIC COATING TO EXPOSED CONCRETE FLOOR. PROVIDE VINYL REDUCER STRIP AT EXISTING FLOORING TRANSITION.
5. DEMO EXISTING ACT COMPLETELY INCLUDING ALL GRID, SUPPORTING WIRES, CLIPS, AND PERIMETER WALL ANGLES IN ROOM TO EXPOSE UNDERSIDE OF STRUCTURE ABOVE. PATCH WALLS WHERE CEILING IS REMOVED.
6. DEMO EXISTING WALL AND RAILING, PREP FOR NEW DOOR/FRAME.
7. PATCH AND REPAINT WALL AS NECESSARY TO MATCH EXISTING ON CORRIDOR SIDE.
8. NEW FRT PLYWOOD OVER WALLS PER DETAIL 4/AE421.
9. INSTALL PHYSICAL SECURITY AT INTERIOR AND EXTERIOR OF EXISTING WINDOW. REFERENCE DETAIL 4/A-603.
10. PLACE ADHESIVE WALK OFF MATS AT ENTRANCE AND EXIT SIDE OF CONSTRUCTION AREA, TYP.
11. DEMO EXISTING BASE, PREP FOR NEW BASE.
12. INSTALL NEW BASE ON ALL WALLS OF NEW TELECOM ROOM.

GENERAL NOTES

1. ALL PRODUCTS AND WALL FINISHES SHALL MATCH EXISTING OR ADJACENT EXISTING UNLESS OTHERWISE NOTED.
2. PATCH AND REPAIR WALLS WHERE MECHANICAL, PLUMBING, AND ELECTRICAL ITEMS DEMO'D.
3. PATCH AND REPAIR FLOOR WHERE CONDUITS, PIPING AND SIMILAR ARE DEMO'D.
4. PATCH AND REPAIR CEILING GRID AND TILES WHERE NEW WALLS INSTALLED.
5. PATCH AND REPAIR GWB WHERE DOORS ARE DEMO'D AND NEW DOORS ARE INSTALLED.
6. PROTECT FINISHES IN ROOMS ADJACENT TO TELECOMMUNICATION ROOMS AND AREAS NOT SCHEDULED FOR NEW WORK.
7. PATCH CONCRETE FLOOR WHERE CONDUITS OCCUR AT EXISTING WALL LOCATIONS.

KEY PLAN

Revisions:	Date:

CONSULTANT
ENGINEERING DISCIPLINE:

ARCHITECT/ENGINEER OF RECORD
A/E:
SPEES DESIGN BUILD
625 1ST AVE, STE 301
SEATTLE, WA 98104
(206) 590-2118
RAY SPEES

STAMP
REGISTERED ARCHITECT 10000 JAMES M. KING STATE OF WASHINGTON

Office of Construction and Facilities Management
VA U.S. Department of Veterans Affairs

Drawing Title: BLDG 03 - FLOOR 2 - DEMO, FLOOR PLANS & RCPS
Approved:
Phase: CONSTRUCTION DOCUMENTS
FULLY SPRINKLERED
Project Title: EHRM INFRASTRUCTURE UPGRADES
Location: ST. LOUIS VA MEDICAL CENTER - JEFFERSON BARRACKS, MO
Issue Date: 03/31/2022
Checked: EM
Drawn: AJ/ST
Project Number: 657-21-701JB
Building Number: 03
Drawing Number: 03A-102

VA FORM 08 - 6231

ICRA LEGEND

- (+) PRESSURE
- CONSTRUCTION ZONE, (- -) PRESSURE
- ANTE ROOM, (-) PRESSURE
- TEMPORARY ICRA BARRIER
- TEMPORARY ICRA DOOR
- CONSTRUCTION TACKY MATT
- NEGATIVE AIR MACHINE

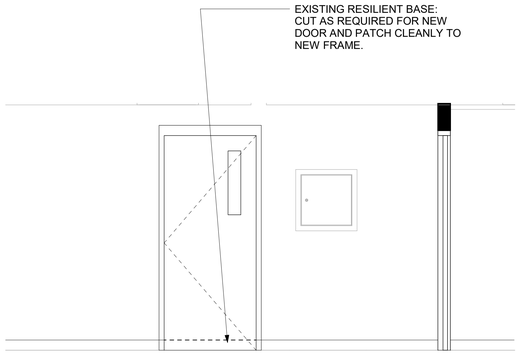

1 RM 011 - CORRIDOR
1/2" = 1'-0"

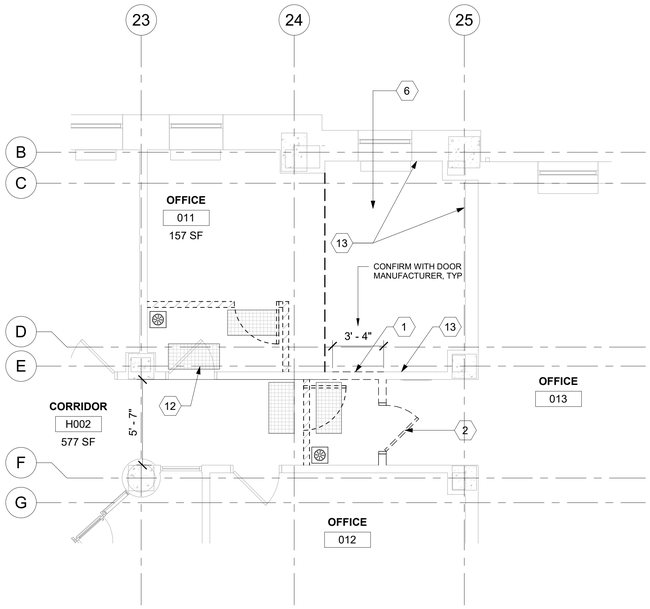

2 RM 011 - DEMO FLOOR PLAN
1/4" = 1'-0"

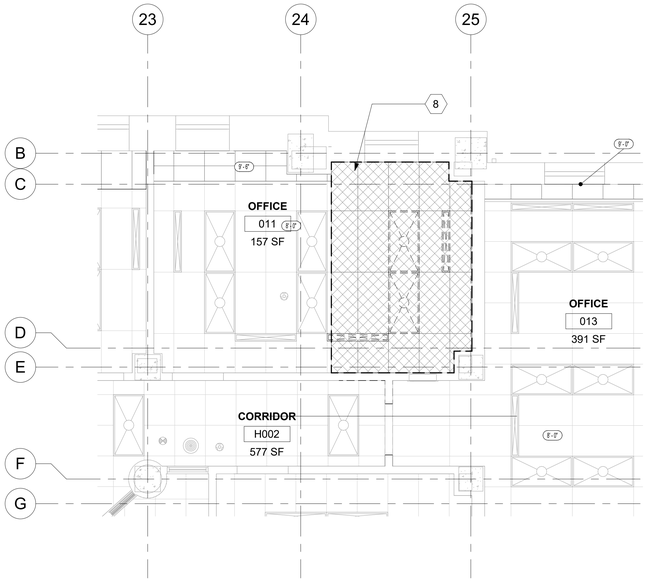

3 RM 011 - DEMO RCP
1/4" = 1'-0"

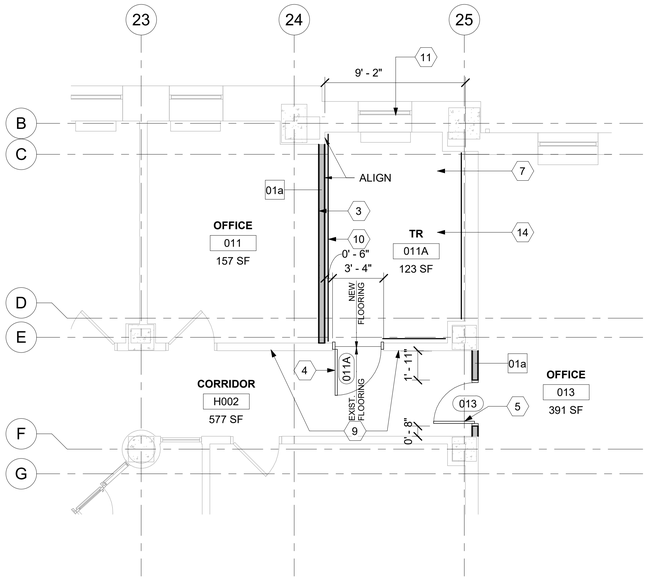

4 RM 011 & RM 011A - FLOOR PLAN
1/4" = 1'-0"

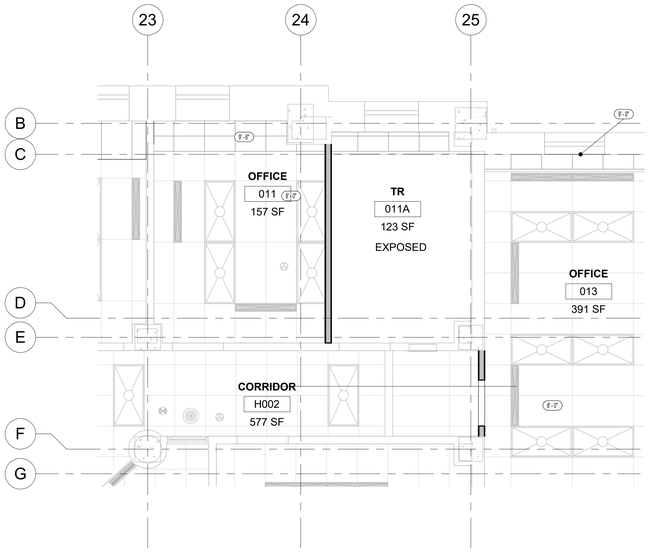

5 RM 011 & RM 011A - RCP
1/4" = 1'-0"

LEGEND

- TO DEMOLISH
- EXISTING DOOR TO REMAIN
- EXISTING DOOR TO DEMOLISH
- NEW DOOR
- EXISTING WALL TO DEMOLISH (NON-BEARING METAL STUD WALL)
- EXISTING LIGHTS TO DEMOLISH

KEYNOTES

1. DEMO WALL FOR NEW DOOR/FRAME.
2. DEMO EXISTING WALL AND EXISTING DOOR/FRAME TO BE RELOCATED.
3. CONSTRUCT NEW WALL, PATCH AND PAINT TO MATCH EXISTING.
4. INSTALL NEW DOOR/FRAME.
5. CONSTRUCT NEW WALL AND INSTALL EXISTING DOOR.
6. DEMO EXISTING FLOORING TO EXPOSED CONCRETE SLAB UNDERNEATH. REMOVE EXISTING ADHESIVE AND PREP FOR NEW FLOORING.
7. APPLY ANTI-STATIC COATING TO EXPOSED CONCRETE FLOOR. PROVIDE VINYL REDUCER STRIP AT EXISTING FLOORING TRANSITION.
8. DEMO EXISTING ACT COMPLETELY INCLUDING ALL GRID, SUPPORTING WIRES, CLIPS, AND PERIMETER WALL ANGLES IN ROOM TO EXPOSE UNDERSIDE OF STRUCTURE ABOVE. PATCH WALLS WHERE CEILING IS REMOVED.
9. PATCH AND REPAINT WALL AS NECESSARY TO MATCH EXISTING ON CORRIDOR SIDE.
10. NEW FRT PLYWOOD OVER WALLS PER DETAIL 4/AE421.
11. INSTALL PHYSICAL SECURITY AT INTERIOR AND EXTERIOR OF EXISTING WINDOW. REFERENCE DETAIL 4/A-603.
12. PLACE ADHESIVE WALK OFF MATS AT ENTRANCE AND EXIT SIDE OF CONSTRUCTION AREA, TYP.
13. DEMO EXISING BASE, PREP FOR NEW BASE.
14. INSTALL NEW BASE ON ALL WALLS OF NEW TELECOM ROOM.

GENERAL NOTES

1. ALL PRODUCTS AND WALL FINISHES SHALL MATCH EXISTING OR ADJACENT EXISTING UNLESS OTHERWISE NOTED.
2. PATCH AND REPAIR EXISTING CEILING GRID AND TILES WHERE NEW WALL INSTALLED.
3. PATCH CONCRETE FLOOR WHERE CONDUITS OCCUR AT EXISTING WALL LOCATIONS.
3. PATCH AND REPAIR WALLS WHERE MECHANICAL, PLUMBING, AND ELECTRICAL ITEMS DEMO'D.
4. PATCH AND REPAIR FLOOR WHERE CONDUITS, PIPING AND SIMILAR ARE DEMO'D.
6. PATCH AND REPAIR GWB WHERE DOORS ARE DEMO'D AND NEW DOORS ARE INSTALLED.
7. PROTECT FINISHES IN ROOMS ADJACENT TO NEW TELECOMMUNICATION ROOMS AND AREAS NOT SCHEDULED FOR NEW WORK.

KEY PLAN

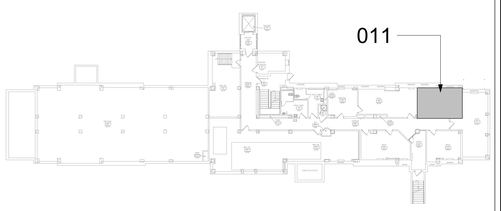

Revisions:	Date:

CONSULTANT
ENGINEERING DISCIPLINE:

ARCHITECT/ENGINEER OF RECORD
A/E:
SPEES DESIGN BUILD
625 1ST AVE, STE 301
SEATTLE, WA 98104
(206) 590-2118
RAY SPEES

STAMP: 10000 REGISTERED ARCHITECT JAMES M. KING STATE OF WASHINGTON

Office of Construction and Facilities Management
VA U.S. Department of Veterans Affairs

Drawing Title: BLDG 18 - FLOOR 0 - DEMO, FLOOR PLANS & RCPS
Approved:
Phase: CONSTRUCTION DOCUMENTS
Project Title: EHRM INFRASTRUCTURE UPGRADES
Location: ST. LOUIS VA MEDICAL CENTER - JEFFERSON BARRACKS, MO
Issue Date: 03/31/2022
Checked: EM
Drawn: AJ/ST/PKQ
Project Number: 657-21-701JB
Building Number: 18
Drawing Number: 18A-100

VA FORM 08 - 6231

ICRA LEGEND

- (+) PRESSURE
- CONSTRUCTION ZONE, (- -) PRESSURE
- ANTE ROOM, (-) PRESSURE
- TEMPORARY ICRA BARRIER
- TEMPORARY ICRA DOOR
- CONSTRUCTION TACKY MATT
- NEGATIVE AIR MACHINE

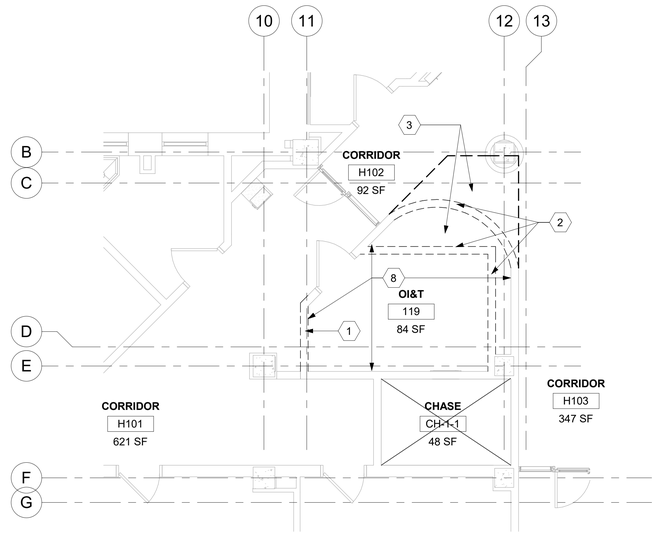

1 RM 119 - DEMO FLOOR PLAN
1/4" = 1'-0"
PROJECT NORTH

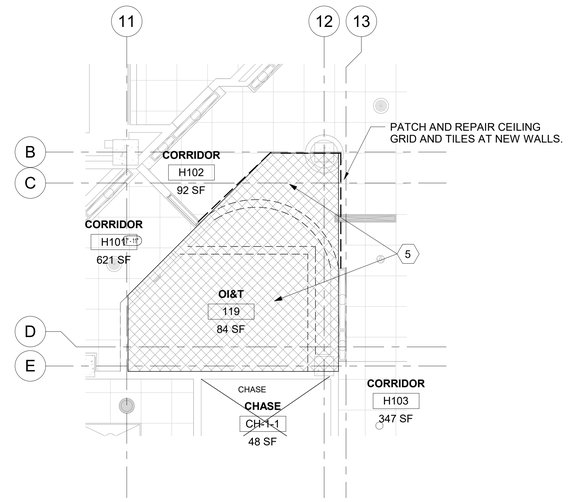

2 RM 119 - DEMO RCP
1/4" = 1'-0"
PROJECT NORTH

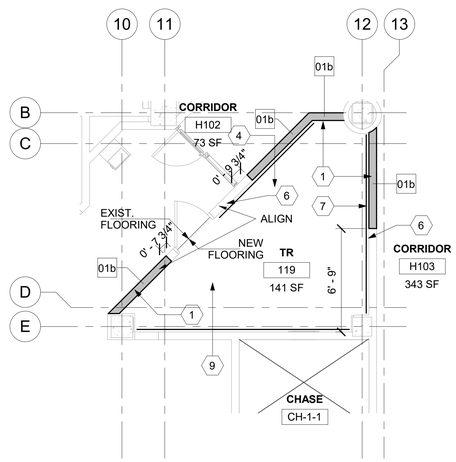

3 RM 119 - FLOOR PLAN
1/4" = 1'-0"
PROJECT NORTH

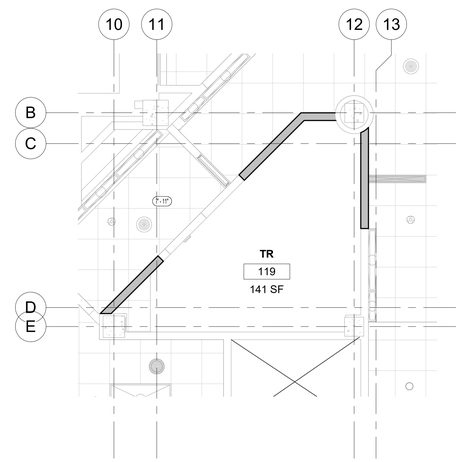

4 RM 119 - RCP
1/4" = 1'-0"
PROJECT NORTH

LEGEND

- TO DEMOLISH
- EXISTING DOOR TO REMAIN
- EXISTING DOOR TO DEMOLISH
- NEW DOOR
- EXISTING WALL TO DEMOLISH (NON-BEARING METAL STUD WALL)
- EXISTING LIGHTS TO DEMOLISH

KEYNOTES

1. CONSTRUCT NEW WALL. PATCH/PAINT AS NECESSARY TO MATCH EXISTING ON CORRIDOR SIDE.
2. DEMO EXISTING WALLS.
3. DEMO EXISTING FLOORING TO EXPOSED CONCRETE SLAB UNDERNEATH. REMOVE EXISTING ADHESIVE AND PREP FOR NEW FLOORING.
4. APPLY ANTI-STATIC COATING TO EXPOSED CONCRETE FLOOR. PROVIDE VINYL REDUCER STRIP AT EXISTING FLOORING TRANSITION.
5. DEMO EXISTING ACT COMPLETELY INCLUDING ALL GRID, SUPPORTING WIRES, CLIPS, AND PERIMETER WALL ANGLES IN ROOM TO EXPOSE UNDERSIDE OF STRUCTURE ABOVE. PATCH WALLS WHERE CEILING IS REMOVED.
6. PATCH AND REPAIR WALLS WHERE OI&T ROOM WALLS WERE REMOVED.
7. NEW FRT PLYWOOD OVER WALLS PER DETAIL 4/AE421.
8. DEMO EXISING BASE, PREP FOR NEW BASE.
9. INSTALL NEW BASE ON ALL WALLS OF NEW TELECOM ROOM.

GENERAL NOTES

1. ALL PRODUCTS AND WALL FINISHES SHALL MATCH EXISTING OR ADJACENT EXISTING UNLESS OTHERWISE NOTED.
2. PATCH AND REPAIR WALLS WHERE MECHANICAL, PLUMBING, AND ELECTRICAL ITEMS DEMO'D.
3. PATCH AND REPAIR FLOOR WHERE CONDUITS, PIPING AND SIMILAR ARE DEMO'D.
4. PATCH AND REPAIR EXISTING CEILING GRID AND TILES WHERE NEW WALLS INSTALLED.
5. PROTECT FINISHES IN ROOMS ADJACENT TO NEW TELECOMMUNICATION ROOMS AND AREAS NOT SCHEDULED FOR NEW WORK.
6. PATCH CONCRETE FLOOR WHERE CONDUITS OCCUR AT EXISTING WALL LOCATIONS.
7. ICRA BARRIERS NOT SHOWN. COORDINATE DIRECTLY WITH COR & SAFETY TO MEET ICRA REQUIREMENTS.

KEY PLAN

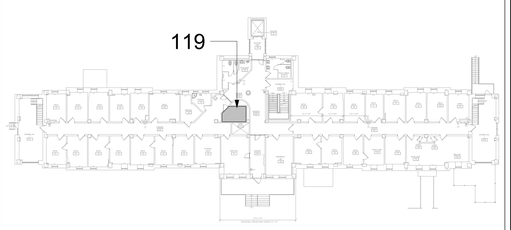

PROJECT NORTH

Revisions:	Date:

CONSULTANT
ENGINEERING DISCIPLINE:

ARCHITECT/ENGINEER OF RECORD
A/E:
SPEES DESIGN BUILD
625 1ST AVE, STE 301
SEATTLE, WA 98104
(206) 590-2118
RAY SPEES
SDB SPEESDESIGNBUILD

STAMP
REGISTERED ARCHITECT 10000 JAMES M. KING STATE OF WASHINGTON

Office of Construction and Facilities Management
VA U.S. Department of Veterans Affairs

Drawing Title: BLDG 18 - FLOOR 1 - DEMO, FLOOR PLANS & RCPS
Approved:
Phase: CONSTRUCTION DOCUMENTS
Project Title: EHRM INFRASTRUCTURE UPGRADES
Location: ST. LOUIS VA MEDICAL CENTER - JEFFERSON BARRACKS, MO
Issue Date: 03/31/2022
Checked: EM
Drawn: AJ/ST/PKQ
Project Number: 657-21-701JB
Building Number: 18
Drawing Number: 18A-101
37 OF 436

VA FORM 08 - 6231

ICRA LEGEND

- (+) PRESSURE
- CONSTRUCTION ZONE, (- -) PRESSURE
- ANTE ROOM, (-) PRESSURE
- TEMPORARY ICRA BARRIER
- TEMPORARY ICRA DOOR
- CONSTRUCTION TACKY MATT
- NEGATIVE AIR MACHINE

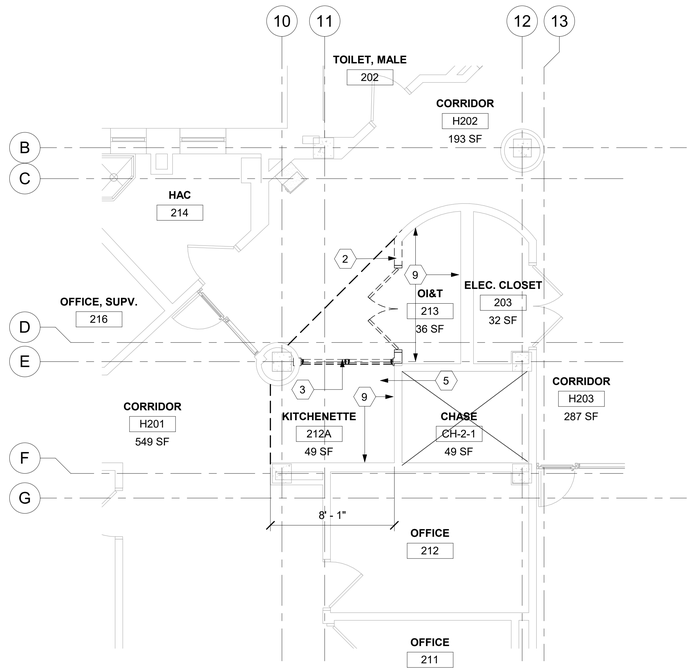

1 RM 213 & 212A - DEMO FLOOR PLAN
1/4" = 1'-0"

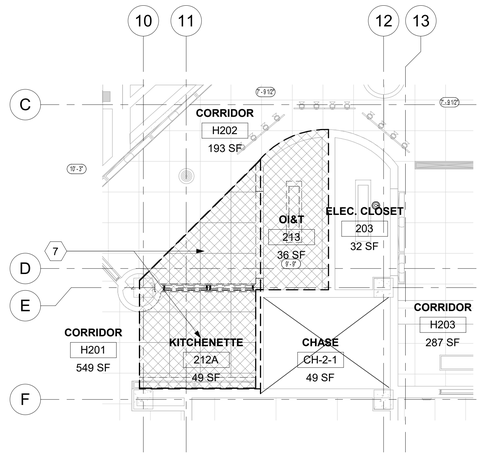

2 RM 213 & 212A - DEMO RCP
1/4" = 1'-0"

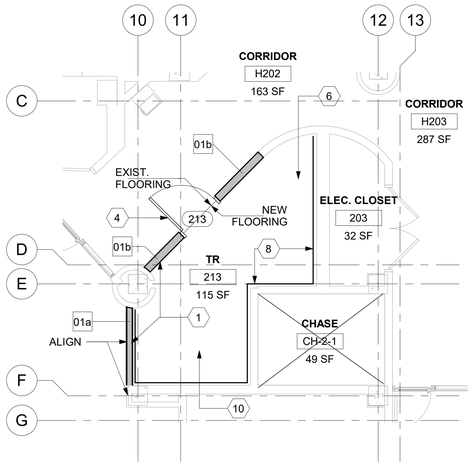

3 RM 213 - FLOOR PLAN
1/4" = 1'-0"

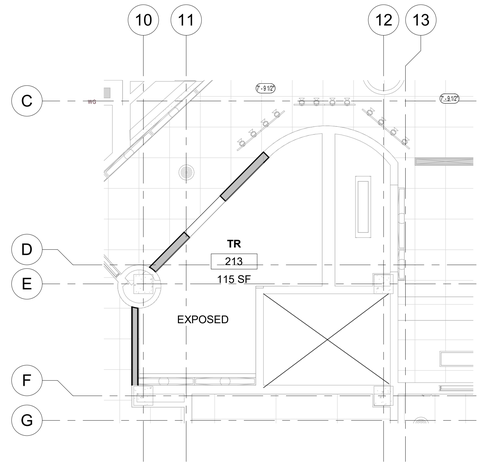

4 RM 213 - RCP
1/4" = 1'-0"

LEGEND

- TO DEMOLISH
- EXISTING DOOR TO REMAIN
- EXISTING DOOR TO DEMOLISH
- NEW DOOR
- EXISTING WALL TO DEMOLISH (NON-BEARING METAL STUD WALL)
- EXISTING LIGHTS TO DEMOLISH

KEYNOTES

1. CONSTRUCT NEW WALL. PATCH/PAINT AS NECESSARY TO MATCH EXISTING ON CORRIDOR SIDE.
2. DEMO EXISTING WALLS AND EXISTING DOOR/FRAME.
3. DEMO EXISTING STOREFRONT SYSTEM AND GLAZING.
4. INSTALL NEW DOOR AND FRAME
5. DEMO EXISTING FLOORING TO EXPOSED CONCRETE SLAB UNDERNEATH. REMOVE EXISTING ADHESIVE AND PREP FOR NEW FLOORING.
6. APPLY ANTI-STATIC COATING TO EXPOSED CONCRETE FLOOR. PROVIDE VINYL REDUCER STRIP AT EXISTING FLOORING TRANSITION.
7. DEMO EXISTING ACT COMPLETELY INCLUDING ALL GRID, SUPPORTING WIRES, CLIPS, AND PERIMETER WALL ANGLES IN ROOM TO EXPOSE UNDERSIDE OF STRUCTURE ABOVE. PATCH WALLS WHERE CEILING IS REMOVED.
8. NEW FRT PLYWOOD OVER WALLS PER DETAIL 4/AE421.
9. DEMO EXISING BASE, PREP FOR NEW BASE.
10. INSTALL NEW BASE ON ALL WALLS OF NEW TELECOM ROOM.

GENERAL NOTES

1. ALL PRODUCTS AND WALL FINISHES SHALL MATCH EXISTING OR ADJACENT EXISTING UNLESS OTHERWISE NOTED.
2. PATCH AND REPAIR WALLS WHERE MECHANICAL, PLUMBING, AND ELECTRICAL ITEMS DEMO'D.
3. PATCH AND REPAIR FLOOR WHERE CONDUITS, PIPING AND SIMILAR ARE DEMO'D.
4. PATCH AND REPAIR EXISTING CEILING GRID AND TILES WHERE NEW WALLS INSTALLED.
5. PATCH AND REPAIR GWB WHERE DOORS ARE DEMO'D AND NEW DOORS ARE INSTALLED.
6. PROTECT FINISHES IN ROOMS ADJACENT TO NEW TELECOMMUNICATION ROOMS AND AREAS NOT SCHEDULED FOR NEW WORK.
7. PATCH CONCRETE FLOOR WHERE CONDUITS OCCUR AT EXISTING WALL LOCATIONS.
8. ICRA BARRIERS NOT SHOWN. COORDINATE DIRECTLY WITH COR & SAFETY TO MEET ICRA REQUIREMENTS.

KEY PLAN

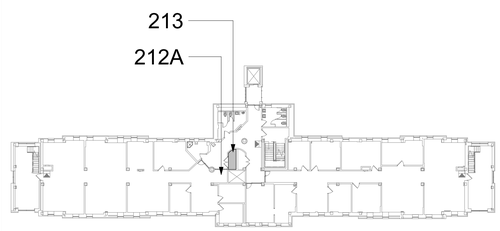

Revisions:	Date:

CONSULTANT
ENGINEERING DISCIPLINE:

ARCHITECT/ENGINEER OF RECORD
A/E:
SPEES DESIGN BUILD
625 1ST AVE, STE 301
SEATTLE, WA 98104
(206) 590-2118
RAY SPEES
SPEESDESIGNBUILD

STAMP
REGISTERED ARCHITECT 10000 JAMES M. KING STATE OF WASHINGTON

Office of Construction and Facilities Management
VA U.S. Department of Veterans Affairs

Drawing Title: BLDG 18 - FLOOR 2 - DEMO, FLOOR PLANS & RCPS
Approved:
Phase: CONSTRUCTION DOCUMENTS
Project Title: EHRM INFRASTRUCTURE UPGRADES
Location: ST. LOUIS VA MEDICAL CENTER - JEFFERSON BARRACKS, MO
Issue Date: 03/31/2022
Checked: EM
Drawn: AJ/ST/PKQ
Project Number: 657-21-701JB
Building Number: 18
Drawing Number: 18A-102

VA FORM 08 - 6231

ICRA LEGEND

- (+) PRESSURE
- CONSTRUCTION ZONE, (- -) PRESSURE
- ANTE ROOM, (-) PRESSURE
- TEMPORARY ICRA BARRIER
- TEMPORARY ICRA DOOR
- CONSTRUCTION TACKY MATT
- NEGATIVE AIR MACHINE

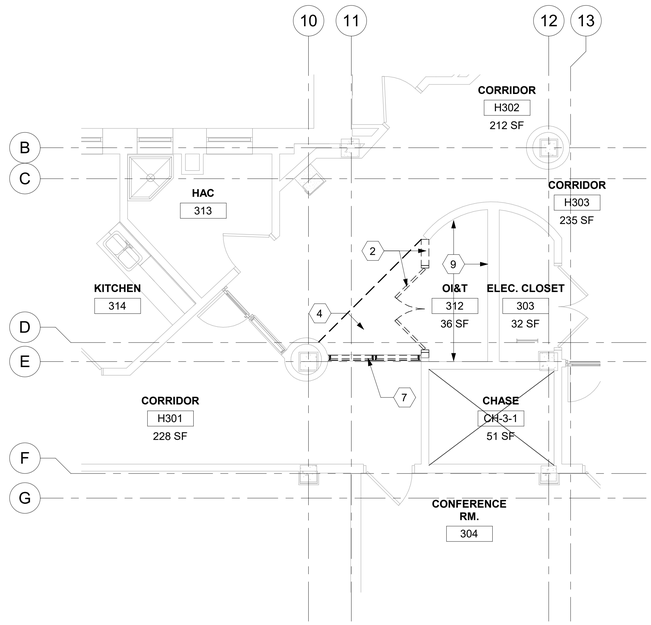

1 RM 312 - DEMO FLOOR PLAN
1/4" = 1'-0"

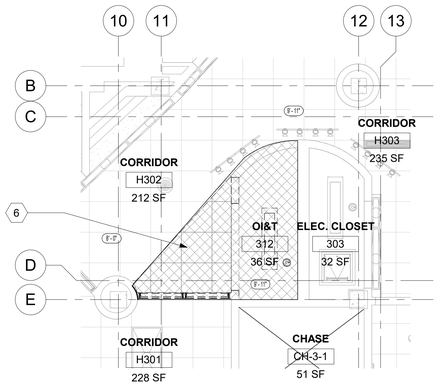

2 ROOM 312 - DEMO RCP
1/4" = 1'-0"

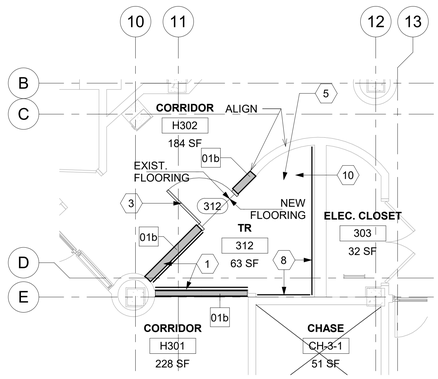

3 RM 312 - FLOOR PLAN
1/4" = 1'-0"

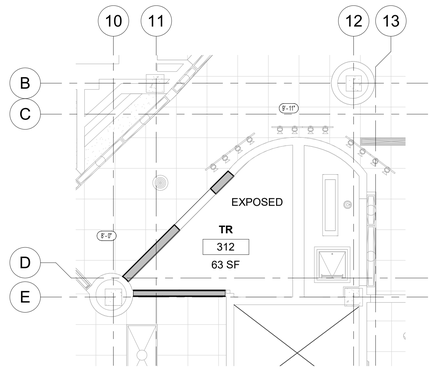

4 ROOM 312 - RCP
1/4" = 1'-0"

LEGEND

- TO DEMOLISH
- EXISTING DOOR TO REMAIN
- EXISTING DOOR TO DEMOLISH
- NEW DOOR
- EXISTING WALL TO DEMOLISH (NON-BEARING METAL STUD WALL)
- EXISTING LIGHTS TO DEMOLISH

KEYNOTES

1. CONSTRUCT NEW WALL. PATCH/PAINT AS NECESSARY TO MATCH EXISTING ON CORRIDOR SIDE.
2. DEMO EXISTING WALLS AND EXISTING DOOR/FRAME.
3. INSTALL NEW DOOR AND FRAME.
4. DEMO EXISTING FLOORING TO EXPOSED CONCRETE SLAB UNDERNEATH. REMOVE EXISTING ADHESIVE AND PREP FOR NEW FLOORING.
5. APPLY ANTI-STATIC COATING TO EXPOSED CONCRETE FLOOR. PROVIDE VINYL REDUCER STRIP AT EXISTING FLOORING TRANSITION.
6. DEMO EXISTING ACT COMPLETELY INCLUDING ALL GRID, SUPPORTING WIRES, CLIPS, AND PERIMETER WALL ANGLES IN ROOM TO EXPOSE UNDERSIDE OF STRUCTURE ABOVE. PATCH WALLS WHERE CEILING IS REMOVED.
7. DEMO EXISTING STOREFRONT SYSTEM AND GLAZING.
8. NEW FRT PLYWOOD OVER WALLS PER DETAIL A/AE421.
9. DEMO EXISING BASE, PREP FOR NEW BASE.
10. INSTALL NEW BASE ON ALL WALLS OF NEW TELECOM ROOM.

GENERAL NOTES

1. ALL PRODUCTS AND WALL FINISHES SHALL MATCH EXISTING OR ADJACENT EXISTING UNLESS OTHERWISE NOTED.
2. PATCH AND REPAIR WALLS WHERE MECHANICAL, PLUMBING, AND ELECTRICAL ITEMS DEMO'D.
3. PATCH AND REPAIR FLOOR WHERE CONDUITS, PIPING AND SIMILAR ARE DEMO'D.
4. PATCH AND REPAIR EXISTING CEILING GRID AND TILES WHERE NEW WALLS INSTALLED.
5. PATCH AND REPAIR GWB WHERE DOORS ARE DEMO'D AND NEW DOORS ARE INSTALLED.
6. PROTECT FINISHES IN ROOMS ADJACENT TO NEW TELECOMMUNICATION ROOMS AND AREAS NOT SCHEDULED FOR NEW WORK.
7. PATCH CONCRETE FLOOR WHERE CONDUITS OCCUR AT EXISTING WALL LOCATIONS.
8. ICRA BARRIERS NOT SHOWN. COORDINATE DIRECTLY WITH COR & SAFETY TO MEET ICRA REQUIREMENTS.

KEY PLAN

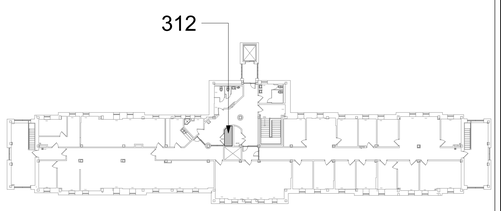

Revisions: | Date:

CONSULTANT
ENGINEERING DISCIPLINE:

ARCHITECT/ENGINEER OF RECORD
A/E:
SPEES DESIGN BUILD
625 1ST AVE, STE 301
SEATTLE, WA 98104
(206) 590-2118
RAY SPEES
SPEESDESIGNBUILD

STAMP
REGISTERED ARCHITECT
JAMES M. KING
STATE OF WASHINGTON

Office of Construction and Facilities Management
VA U.S. Department of Veterans Affairs

Drawing Title: BLDG 18 - FLOOR 3 - DEMO, FLOOR PLANS & RCPS
Approved:
Phase: CONSTRUCTION DOCUMENTS
Project Title: EHRM INFRASTRUCTURE UPGRADES
Location: ST. LOUIS VA MEDICAL CENTER - JEFFERSON BARRACKS, MO
Issue Date: 03/31/2022
Checked: EM
Drawn: AJ/ST/PKQ
Project Number: 657-21-701JB
Building Number: 18
Drawing Number: 18A-103

VA FORM 08 - 6231

ICRA LEGEND

- (+) PRESSURE
- CONSTRUCTION ZONE, (- -) PRESSURE
- ANTE ROOM, (-) PRESSURE
- TEMPORARY ICRA BARRIER
- TEMPORARY ICRA DOOR
- CONSTRUCTION TACKY MATT
- NEGATIVE AIR MACHINE

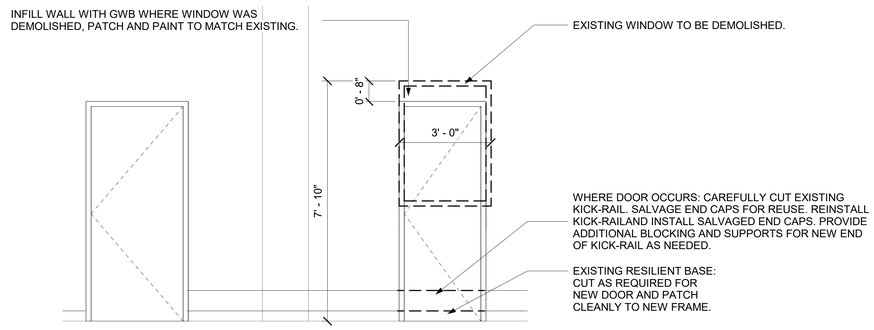

1 H002 CORRIDOR - NORTH INTERIOR ELEVATION
1/2" = 1'-0"

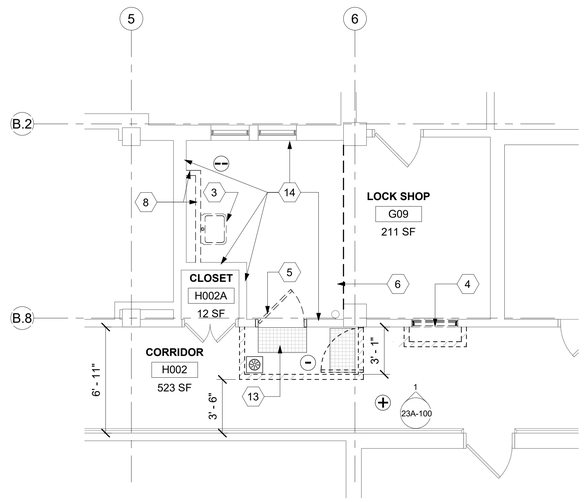

2 RM G09 - DEMO FLOOR PLAN
1/4" = 1'-0"

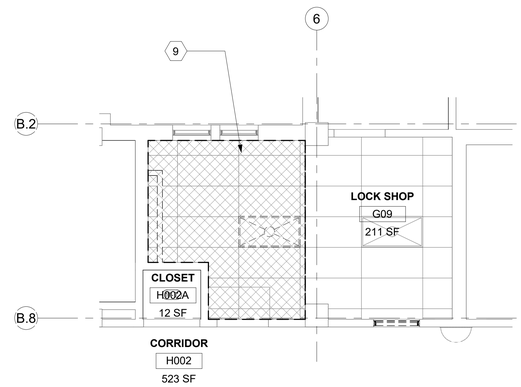

3 RM G09 - DEMO RCP
1/4" = 1'-0"

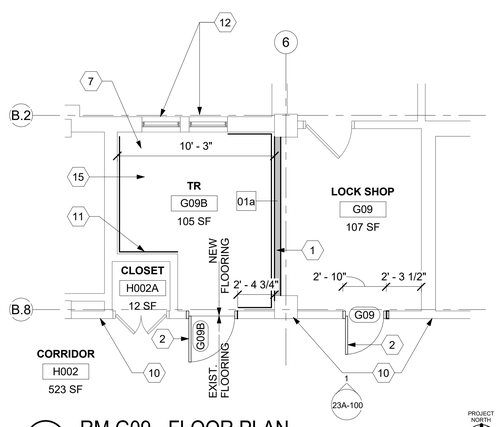

4 RM G09 - FLOOR PLAN
1/4" = 1'-0"

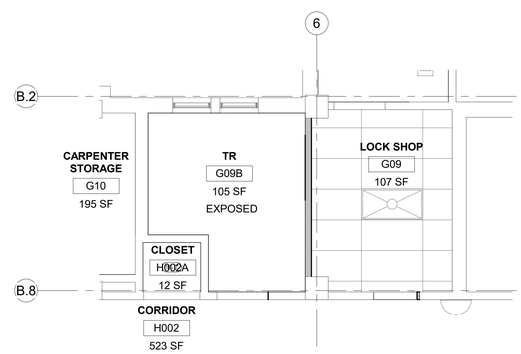

5 RM G09 - RCP
1/4" = 1'-0"

LEGEND

- TO DEMOLISH
- EXISTING DOOR TO REMAIN
- EXISTING DOOR TO DEMOLISH
- NEW DOOR
- EXISTING WALL TO DEMOLISH (NON-BEARING METAL STUD WALL)
- EXISTING LIGHTS TO DEMOLISH

KEYNOTES

1. CONSTRUCT NEW WALL AND PATCH/PAINT TO MATCH EXISTING ON ROOM G09 SIDE.
2. INSTALL NEW DOOR/FRAME. INFILL WALL AS NECESSARY ABOVE DOOR WHERE DEMOLISHED WINDOW WAS LLOCATED. SEE DETAIL 1/23A-100.
3. DEMO EXISTING SINK. SALVAGE SINK FOR REUSE.
4. DEMO EXISTING WINDOW, SAWCUT TO FLOOR. PREP FOR NEW DOOR/FRAME.
5. DEMO EXISTING DOOR/FRAME.
6. DEMO EXISTING LVT FLOORING TO EXPOSED CONCRETE SLAB UNDERNEATH. REMOVE EXISTING ADHESIVE AND PREP FOR NEW FLOORING.
7. APPLY ANTI-STATIC COATING TO EXPOSED CONCRETE FLOOR. PROVIDE VINYL REDUCER STRIP AT EXISTING FLOORING TRANSITION.
8. DEMO EXISTING WALLS. SEE MECHANICAL SHEETS FOR COORDINATION ON PLUMBING.
9. DEMO EXISTIGN ACT COMPLETELY INCLUDING ALL GRID, SUPPORTING WIRES, CLIPS, AND PERIMETER WALL ANGLES IN ROOM TO EXPOSE UNDERSIDE OF STRUCTURE ABOVE. PATCH WALLS WHERE CEILING IS REMOVED.
10. PATCH AND REPAINT WALL AS NECESSARY TO MATCH EXISTING ON CORRIDOR SIDE.
11. NEW FRT PLYWOOD OVER WALLS PER DETAIL 4/AE421.
12. INSTALL PHYSICAL SECURITY AT INTERIOR AND EXTERIOR OF EXISTING WINDOW. REFERENCE DETAIL 4/A-603.
13. PLACE ADHESIVE WALK OFF MATS AT ENTRANCE AND EXIT SIDE OF CONSTRUCTION AREA, TYP.
14. DEMO EXISTING BASE, PREP FOR NEW BASE.
15. INSTALL NEW BASE ON ALL WALLS OF NEW TELECOM ROOM.

GENERAL NOTES

1. ALL PRODUCTS AND WALL FINISHES SHALL MATCH EXISTING OR ADJACENT EXISTING UNLESS OTHERWISE NOTED.
2. PATCH AND REPAIR WALLS WHERE MECHANICAL, PLUMBING, AND ELECTRICAL ITEMS DEMO'D.
3. PATCH AND REPAIR FLOOR WHERE CONDUITS, PIPING AND SIMILAR ARE DEMO'D.
4. PATCH AND REPAIR EXISTING CEILING GRID AND TILES WHERE NEW WALLS INSTALLED.
5. PATCH AND REPAIR GWB WHERE DOORS ARE DEMO'D AND NEW DOORS ARE INSTALLED.
6. PROTECT FINISHES IN ROOMS ADJACENT TO NEW TELECOMMUNICATION ROOMS AND AREAS NOT SCHEDULED FOR NEW WORK.

KEY PLAN

G09

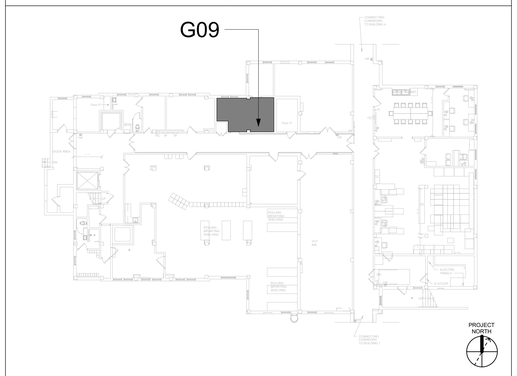

Revisions:	Date:

CONSULTANT
ENGINEERING DISCIPLINE:

ARCHITECT/ENGINEER OF RECORD
A/E:
SPEES DESIGN BUILD
625 1ST AVE, STE 301
SEATTLE, WA 98104
(206) 590-2118
RAY SPEES
SDB SPEESDESIGNBUILD

STAMP
10000 REGISTERED ARCHITECT JAMES M. KING STATE OF WASHINGTON

Office of Construction and Facilities Management
VA U.S. Department of Veterans Affairs

Drawing Title: BLDG 23 - FLOOR 0 - DEMO, FLOOR PLANS & RCPS
Approved:
Phase: CONSTRUCTION DOCUMENTS
Project Title: EHRM INFRASTRUCTURE UPGRADES
Location: ST. LOUIS VA MEDICAL CENTER - JEFFERSON BARRACKS, MO
Issue Date: 03/31/2022
Checked: EM
Drawn: AJ/ST/KB
Project Number: 657-21-701JB
Building Number: 23
Drawing Number: 23A-100

VA FORM 08 - 6231

ICRA LEGEND

- (+) PRESSURE
- CONSTRUCTION ZONE, (- -) PRESSURE
- ANTE ROOM, (-) PRESSURE
- TEMPORARY ICRA BARRIER
- TEMPORARY ICRA DOOR
- CONSTRUCTION TACKY MATT
- NEGATIVE AIR MACHINE

LEGEND

- TO DEMOLISH
- EXISTING DOOR TO REMAIN
- EXISTING DOOR TO DEMOLISH
- NEW DOOR
- EXISTING WALL TO DEMOLISH (NON-BEARING METAL STUD WALL)
- EXISTING LIGHTS TO DEMOLISH

KEYNOTES

1. CONSTRUCT NEW WALL AND PATCH/PAINT TO MATCH EXISTING IN ROOM 121 SIDE.
2. INSTALL NEW DOOR/FRAME.
3. DEMO EXISTING CABINETRY AND SINK.
4. DEMO EXISTING WALL AND RAILING. PREP FOR NEW DOOR/FRAME. SEE DETAIL 1/23A-101.
5. DEMO EXISTING VCT FLOORING TO EXPOSED CONCRETE SLAB UNDERNEATH. REMOVE EXISTING ADHESIVE AND PREP FOR NEW FLOORING.
6. APPLY ANTI-STATIC COATING TO EXPOSED CONCRETE FLOOR. PROVIDE VINYL REDUCER STRIP AT EXISTING FLOORING TRANSITION.
7. DEMO EXISTING ACT COMPLETELY INCLUDING ALL GRID, SUPPORTING WIRES, CLIPS, AND PERIMETER WALL ANGLES IN ROOM TO EXPOSE UNDERSIDE OF STRUCTURE ABOVE. PATCH WALLS WHERE CEILING IS REMOVED.
8. PATCH AND REPAINT WALL AS NECESSARY ON CORRIDOR SIDE TO MATCH EXISTING.
9. NEW FRT PLYWOOD OVER WALLS PER DETAIL 4/AE421.
10. INSTALL PHYSICAL SECURITY AT INTERIOR AND EXTERIOR OF EXISTING WINDOW. REFERENCE DETAIL 4/A-603.
11. PLACE ADHESIVE WALK OFF MATS AT ENTRANCE AND EXIT SIDE OF CONSTRUCTION AREA, TYP.
12. DEMO EXISTING BASE, PREP FOR NEW BASE.
13. INSTALL NEW BASE ON ALL WALLS OF NEW TELECOM ROOM.

GENERAL NOTES

1. ALL PRODUCTS AND WALL FINISHES SHALL MATCH EXISTING OR ADJACENT EXISTING UNLESS OTHERWISE NOTED.
2. PATCH AND REPAIR WALLS WHERE MECHANICAL, PLUMBING, AND ELECTRICAL ITEMS DEMO'D.
3. PATCH AND REPAIR FLOOR WHERE CONDUITS, PIPING AND SIMILAR ARE DEMO'D.
4. PATCH AND REPAIR EXISTING CEILING GRID AND TILES WHERE NEW WALLS INSTALLED.
5. PATCH AND REPAIR GWB WHERE DOORS ARE DEMO'D AND NEW DOORS ARE INSTALLED.
6. PROTECT FINISHES IN ROOMS ADJACENT TO NEW TELECOMMUNICATION ROOMS AND AREAS NOT SCHEDULED FOR NEW WORK.
7. PATCH CONCRETE FLOOR WHERE CONDUITS OCCUR AT EXISTING WALL LOCATIONS.

1 C119 - CORRIDOR
NTS

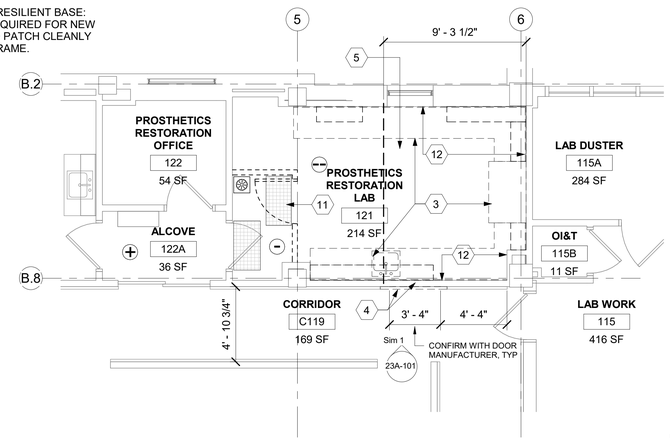

2 RM 121 - DEMO FLOOR PLAN
1/4" = 1'-0"

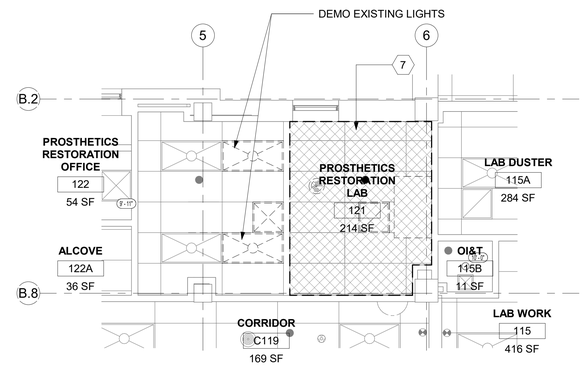

3 RM 121 - DEMO RCP
1/4" = 1'-0"

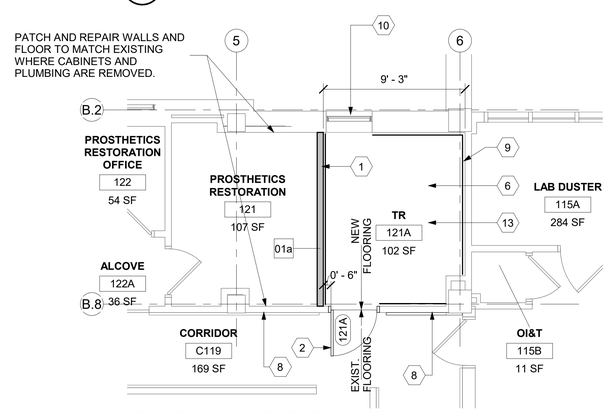

4 RM 121 - FLOOR PLAN
1/4" = 1'-0"

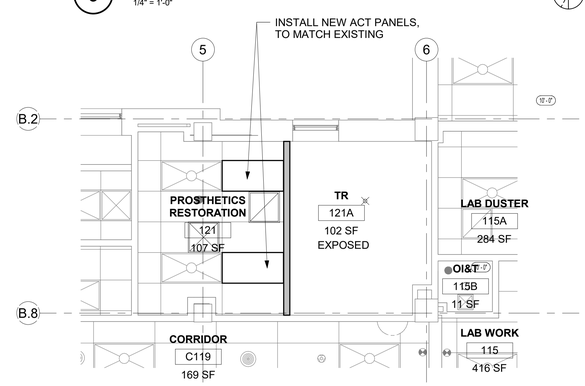

5 RM 121- RCP
1/4" = 1'-0"

KEY PLAN

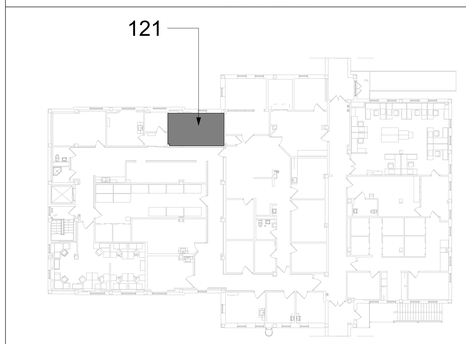

Revisions:	Date:

CONSULTANT
ENGINEERING DISCIPLINE:

ARCHITECT/ENGINEER OF RECORD
A/E:
SPEES DESIGN BUILD
625 1ST AVE, STE 301
SEATTLE, WA 98104
(206) 590-2118
RAY SPEES

STAMP: REGISTERED ARCHITECT, JAMES M. KING, STATE OF WASHINGTON

Office of Construction and Facilities Management
VA U.S. Department of Veterans Affairs

Drawing Title: BLDG 23 - FLOOR 1 - DEMO, FLOOR PLANS & RCPS
Approved:
Phase: CONSTRUCTION DOCUMENTS
FULLY SPRINKLERED
Project Title: EHRM INFRASTRUCTURE UPGRADES
Location: ST. LOUIS VA MEDICAL CENTER - JEFFERSON BARRACKS, MO
Issue Date: 03/31/2022
Checked: EM
Drawn: AJ/ST/ KB
Project Number: 657-21-701JB
Building Number: 23
Drawing Number: 23A-101

VA FORM 08 - 6231

ICRA LEGEND

- (+) PRESSURE
- CONSTRUCTION ZONE, (- -) PRESSURE
- ANTE ROOM, (-) PRESSURE
- TEMPORARY ICRA BARRIER
- TEMPORARY ICRA DOOR
- CONSTRUCTION TACKY MATT
- NEGATIVE AIR MACHINE

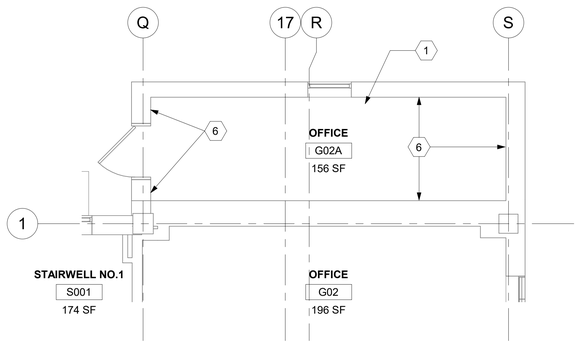

1 RM G02A - DEMO FLOOR PLAN
1/4" = 1'-0"

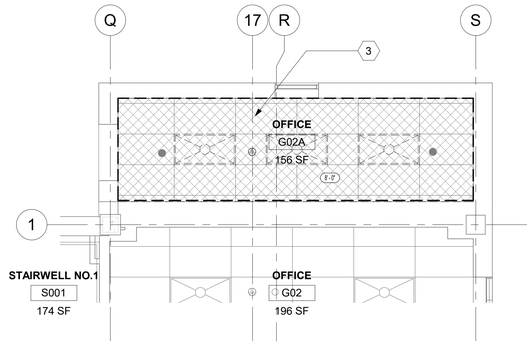

2 RM G02A - DEMO RCP
1/4" = 1'-0"

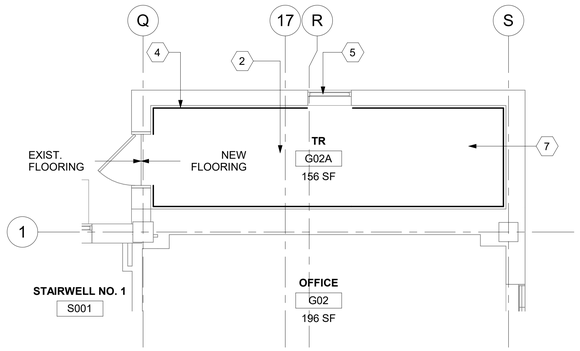

3 RM G02A - FLOOR PLAN
1/4" = 1'-0"

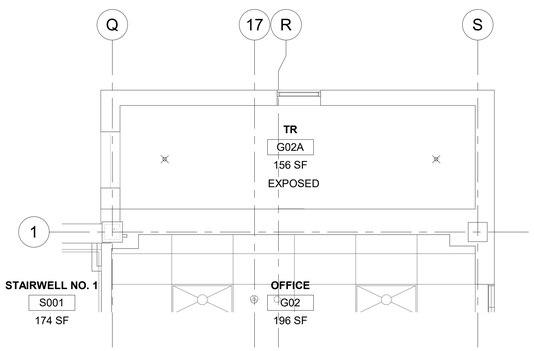

4 RM G02A - RCP
1/4" = 1'-0"

LEGEND

- TO DEMOLISH
- EXISTING DOOR TO REMAIN
- EXISTING DOOR TO DEMOLISH
- NEW DOOR
- EXISTING WALL TO DEMOLISH (NON-BEARING METAL STUD WALL)
- EXISTING LIGHTS TO DEMOLISH

KEYNOTES

1. DEMO EXISTING CARPET FLOORING TO EXPOSED CONCRETE SLAB UNDERNEATH. REMOVE EXISTING ADHESIVE AND PREP FOR NEW FLOORING.
2. APPLY ANTI-STATIC COATING TO EXPOSED CONCRETE FLOOR. PROVIDE VINYL REDUCER STRIP AT EXISTING FLOORING TRANSITION.
3. DEMO EXISTING ACT COMPLETELY INCLUDING ALL GRID, SUPPORTING WIRES, CLIPS, AND PERIMETER WALL ANGLES IN ROOM TO EXPOSE UNDERSIDE OF STRUCTURE ABOVE. PATCH WALLS WHERE CEILING IS REMOVED.
4. NEW FRT PLYWOOD OVER WALLS PER DETAIL 4/AE421.
5. INSTALL PHYSICAL SECURITY AT INTERIOR AND EXTERIOR OF EXISTING WINDOW. REFERENCE DETAIL 4/A-603.
6. DEMO EXISTING BASE, PREP FOR NEW BASE.
7. INSTALL NEW BASE ON ALL WALLS OF NEW TELECOM ROOM.

GENERAL NOTES

1. ALL PRODUCTS AND WALL FINISHES SHALL MATCH EXISTING OR ADJACENT EXISTING UNLESS OTHERWISE NOTED.
2. PATCH AND REPAIR WALLS WHERE MECHANICAL, PLUMBING AND ELECTRICAL ITEMS DEMO'D.
3. PATCH AND REPAIR FLOOR WHERE CONDUITS, PIPING AND SIMILAR ARE DEMO'D.
4. PROTECT FINISHES IN ROOMS ADJACENT TO NEW TELECOMMUNICATION ROOMS AND AREAS NOT SCHEDULED FOR NEW WORK.

KEY PLAN

Revisions:	Date:

CONSULTANT

ENGINEERING DISCIPLINE:

ARCHITECT/ENGINEER OF RECORD

A/E:
SPEES DESIGN BUILD
625 1ST AVE, STE 301
SEATTLE, WA 98104
(206) 590-2118
RAY SPEES

SPEESDESIGNBUILD

STAMP: REGISTERED ARCHITECT 10000 JAMES M. KING STATE OF WASHINGTON

Office of Construction and Facilities Management

VA U.S. Department of Veterans Affairs

Drawing Title: BLDG 24 - FLOOR 0 - DEMO, FLOOR PLANS & RCPS

Approved:

Phase: CONSTRUCTION DOCUMENTS

FULLY SPRINKLERED

Project Title: EHRM INFRASTRUCTURE UPGRADES

Location: ST. LOUIS VA MEDICAL CENTER - JEFFERSON BARRACKS, MO

Issue Date: 03/31/2022 | Checked: EM | Drawn: AJ/ST/KB

Project Number: 657-21-701JB

Building Number: 24

Drawing Number: 24A-100

VA FORM 08 - 6231

ICRA LEGEND

- (+) PRESSURE
- CONSTRUCTION ZONE, (- -) PRESSURE
- ANTE ROOM, (-) PRESSURE
- TEMPORARY ICRA BARRIER
- TEMPORARY ICRA DOOR
- CONSTRUCTION TACKY MATT
- NEGATIVE AIR MACHINE

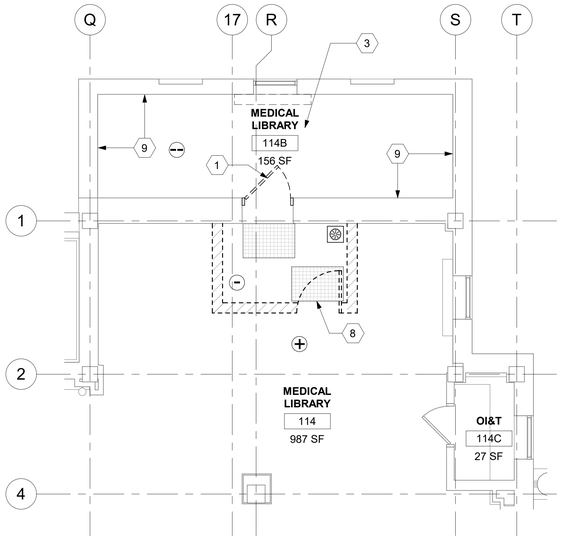

1 RM 114B & 114C - DEMO FLOOR PLAN
1/4" = 1'-0"

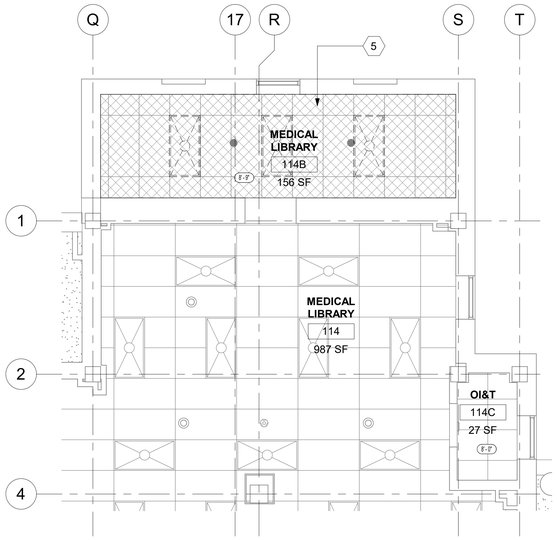

2 RM 114B & 114C - DEMO RCP
1/4" = 1'-0"

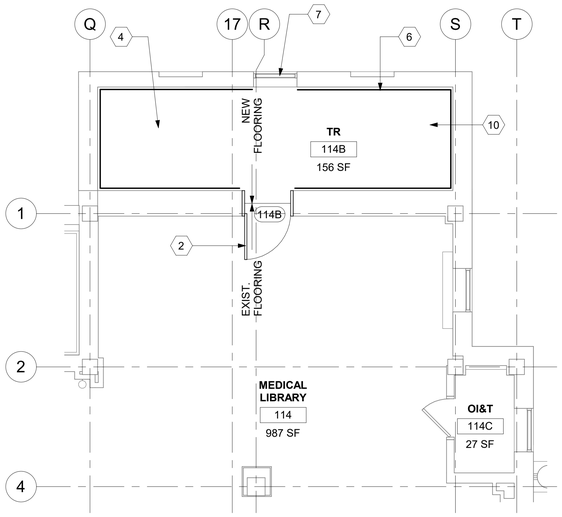

3 RM 114B & 114C - FLOOR PLAN
1/4" = 1'-0"

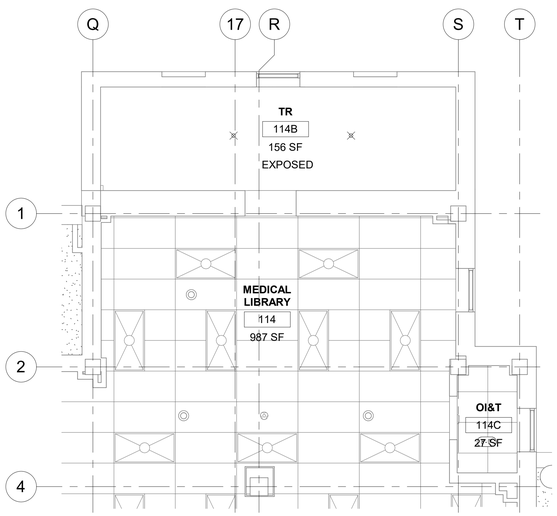

4 RM 114B & 114C - RCP
1/4" = 1'-0"

LEGEND

- TO DEMOLISH
- EXISTING DOOR TO REMAIN
- EXISTING DOOR TO DEMOLISH
- NEW DOOR
- EXISTING WALL TO DEMOLISH (NON-BEARING METAL STUD WALL)
- EXISTING LIGHTS TO DEMOLISH

KEYNOTES

1. DEMO EXISTING DOOR/FRAME AS NECESSARY TO INSTALL NEW DOOR/FRAME.
2. INSTALL NEW DOOR/FRAME.
3. DEMO EXISTING FLOORING TO EXPOSED CONCRETE SLAB UNDERNEATH. REMOVE EXISTING ADHESIVE AND PREP FOR NEW FLOORING.
4. APPLY ANTI-STATIC COATING TO EXPOSED CONCRETE FLOOR. PROVIDE VINYL REDUCER STRIP AT EXISTING FLOORING TRANSITION.
5. DEMO EXISTING ACT COMPLETELY INCLUDING ALL GRID, SUPPORTING WIRES, CLIPS, AND PERIMETER WALL ANGLES IN ROOM TO EXPOSE UNDERSIDE OF STRUCTURE ABOVE. PATCH WALLS WHERE CEILING IS REMOVED.
6. NEW FRT PLYWOOD OVER WALLS PER DETAIL 4/AE421.
7. INSTALL PHYSICAL SECURITY AT INTERIOR AND EXTERIOR OF EXISTING WINDOW. REFERENCE DETAIL 4/A-603.
8. PLACE ADHESIVE WALK OFF MATS AT ENTRANCE AND EXIT SIDE OF CONSTRUCTION AREA, TYP.
9. DEMO EXISTING BASE, PREP FOR NEW BASE.
10. INSTALL NEW BASE ON ALL WALLS OF NEW TELECOM ROOM.

GENERAL NOTES

1. ALL PRODUCTS AND WALL FINISHES SHALL MATCH EXISTING OR ADJACENT EXISTING UNLESS OTHERWISE NOTED.
2. PATCH AND REPAIR WALLS WHERE MECHANICAL, PLUMBING AND ELECTRICAL ITEMS DEMO'D.
3. PATCH AND REPAIR FLOOR WHERE CONDUITS, PIPING AND SIMILAR ARE DEMO'D.
4. PROTECT FINISHES IN ROOMS ADJACENT TO NEW TELECOMMUNICATION ROOMS AND AREAS NOT SCHEDULED FOR NEW WORK.
5. PATCH CONCRETE FLOOR WHERE CONDUITS OCCUR AT EXISTING WALL LOCATIONS.

KEY PLAN

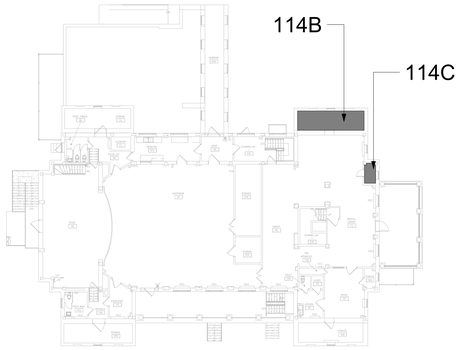

Revisions:	Date:

CONSULTANT

ENGINEERING DISCIPLINE:

ARCHITECT/ENGINEER OF RECORD

A/E:
SPEES DESIGN BUILD
625 1ST AVE, STE 301
SEATTLE, WA 98104
(206) 590-2118
RAY SPEES

SPEESDESIGNBUILD

STAMP: 10000 REGISTERED ARCHITECT JAMES M. KING STATE OF WASHINGTON

Office of Construction and Facilities Management

VA U.S. Department of Veterans Affairs

Drawing Title	Phase	Project Title	Project Number
BLDG 24 - FLOOR 1 - DEMO, FLOOR PLANS & RCPS	CONSTRUCTION DOCUMENTS	EHRM INFRASTRUCTURE UPGRADES	657-21-701JB
Approved:	FULLY SPRINKLERED	Location: ST. LOUIS VA MEDICAL CENTER - JEFFERSON BARRACKS, MO	Building Number: 24
		Issue Date: 03/31/2022 · Checked: EM · Drawn: AJ/ST/KB	Drawing Number: 24A-101

VA FORM 08 - 6231

ICRA LEGEND

- (+) PRESSURE
- CONSTRUCTION ZONE, (- -) PRESSURE
- ANTE ROOM, (-) PRESSURE
- TEMPORARY ICRA BARRIER
- TEMPORARY ICRA DOOR
- CONSTRUCTION TACKY MATT
- NEGATIVE AIR MACHINE

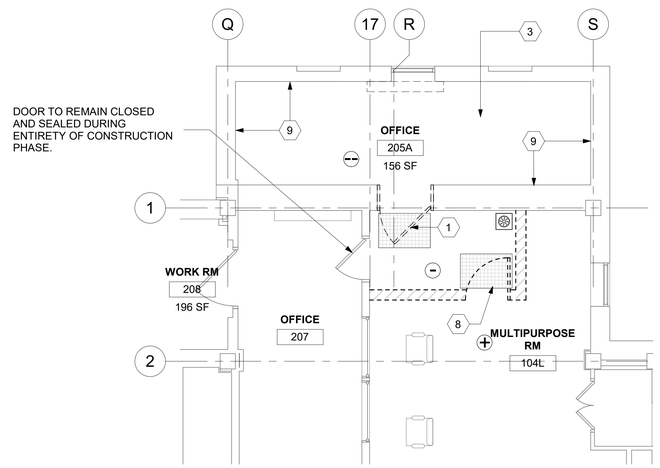

1 RM 205A - DEMO FLOOR PLAN
1/4" = 1'-0"

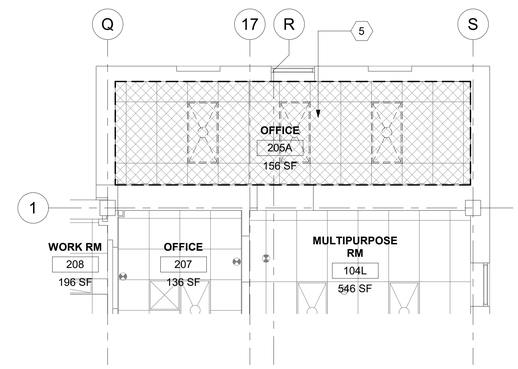

2 RM 205A - DEMO RCP
1/4" = 1'-0"

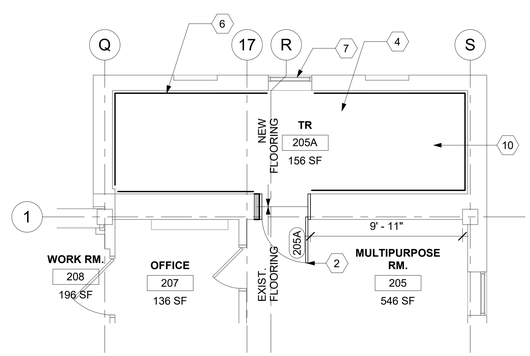

3 RM 205A - FLOOR PLAN
1/4" = 1'-0"

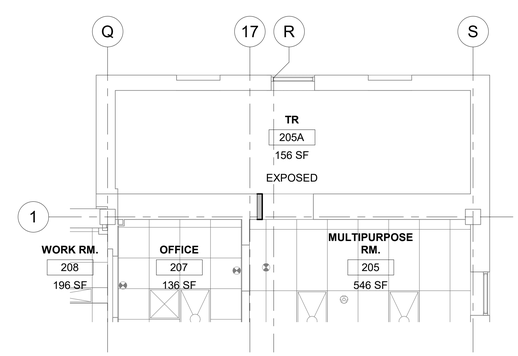

4 RM 205A - RCP
1/4" = 1'-0"

LEGEND

- TO DEMOLISH
- EXISTING DOOR TO REMAIN
- EXISTING DOOR TO DEMOLISH
- NEW DOOR
- EXISTING WALL TO DEMOLISH (NON-BEARING METAL STUD WALL)
- EXISTING LIGHTS TO DEMOLISH

KEYNOTES

1. DEMO EXISTING DOOR/FRAME AS NECESSARY TO INSTALL NEW DOOR/FRAME.
2. INSTALL NEW DOOR/FRAME. INFILL WALL AS NECESSARY.
3. DEMO EXISTING FLOORING TO EXPOSED CONCRETE SLAB UNDERNEATH. REMOVE EXISTING ADHESIVE AND PREP FOR NEW FLOORING.
4. APPLY ANTI-STATIC COATING TO EXPOSED CONCRETE FLOOR. PROVIDE VINYL REDUCER STRIP AT EXISTING FLOORING TRANSITION.
5. DEMO EXISTING ACT COMPLETELY INCLUDING ALL GRID, SUPPORTING WIRES, CLIPS, AND PERIMETER WALL ANGLES IN ROOM TO EXPOSE UNDERSIDE OF STRUCTURE ABOVE. PATCH WALLS WHERE CEILING IS REMOVED.
6. NEW FRT PLYWOOD OVER WALLS PER REFERENCE DETAIL 4/AE421.
7. INSTALL PHYSICAL SECURITY AT INTERIOR AND EXTERIOR OF EXISTING WINDOW. REFERENCE DETAIL 4/A-603.
8. PLACE ADHESIVE WALK OFF MATS AT ENTRANCE AND EXIT SIDE OF CONSTRUCTION AREA, TYP.
9. DEMO EXISTING BASE, PREP FOR NEW BASE.
10. INSTALL NEW BASE ON ALL WALLS OF NEW TELECOM ROOM.

GENERAL NOTES

1. ALL PRODUCTS AND WALL FINISHES SHALL MATCH EXISTING OR ADJACENT EXISTING UNLESS OTHERWISE NOTED.
2. CONTRACTOR SHALL LEAVE FIRE RATING STAMP UNPAINTED AND VISIBLE ON NEW INSTALLED FRT PLYWOOD.
3. PATCH AND REPAIR WALLS WHERE MECHANICAL, PLUMBING, AND ELECTRICAL ITEMS DEMO'D.
4. PATCH AND REPAIR FLOOR WHERE CONDUITS, PIPING AND SIMILAR ARE DEMO'D.
5. PATCH AND REPAIR GWB WHERE DOORS ARE DEMO'D AND NEW DOORS ARE INSTALLED.
6. PATCH CONCRETE FLOOR WHERE CONDUITS OCCUR AT EXISTING WALL LOCATIONS.

KEY PLAN

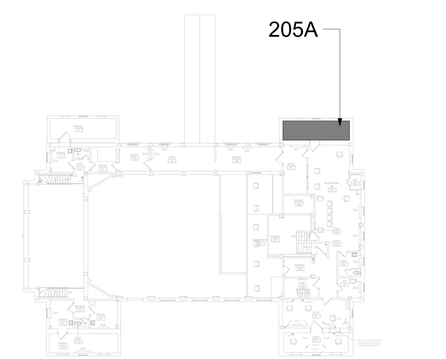

Revisions: Date:

CONSULTANT
ENGINEERING DISCIPLINE:

ARCHITECT/ENGINEER OF RECORD
A/E:
SPEES DESIGN BUILD
625 1ST AVE, STE 301
SEATTLE, WA 98104
(206) 590-2118
RAY SPEES

STAMP
REGISTERED ARCHITECT 10000 JAMES M. KING STATE OF WASHINGTON

Office of Construction and Facilities Management
VA U.S. Department of Veterans Affairs

Drawing Title: BLDG 24 - FLOOR 2 - DEMO, FLOOR PLANS & RCPS
Approved:
Phase: CONSTRUCTION DOCUMENTS
FULLY SPRINKLERED
Project Title: EHRM INFRASTRUCTURE UPGRADES
Location: ST. LOUIS VA MEDICAL CENTER - JEFFERSON BARRACKS, MO
Issue Date: 03/31/2022
Checked: EM
Drawn: AJ/ST/KB
Project Number: 657-21-701JB
Building Number: 24
Drawing Number: 24A-102

VA FORM 08 - 6231

ICRA LEGEND

- (+) PRESSURE
- CONSTRUCTION ZONE, (- -) PRESSURE
- ANTE ROOM, (-) PRESSURE
- TEMPORARY ICRA BARRIER
- TEMPORARY ICRA DOOR
- CONSTRUCTION TACKY MATT
- NEGATIVE AIR MACHINE

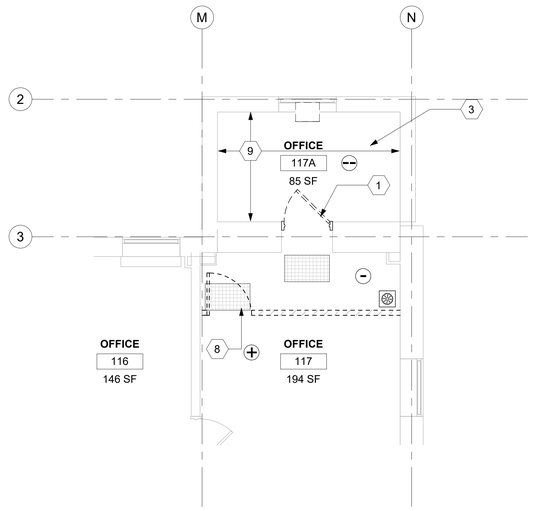

1 RM 117A - DEMO FLOOR PLAN
1/4" = 1'-0"

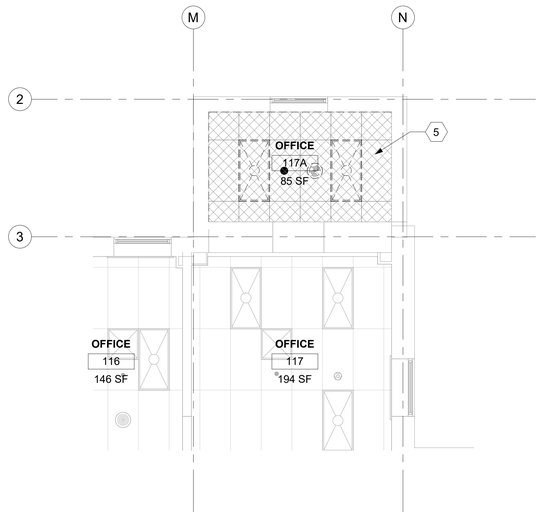

3 RM 117A - DEMO RCP
1/4" = 1'-0"

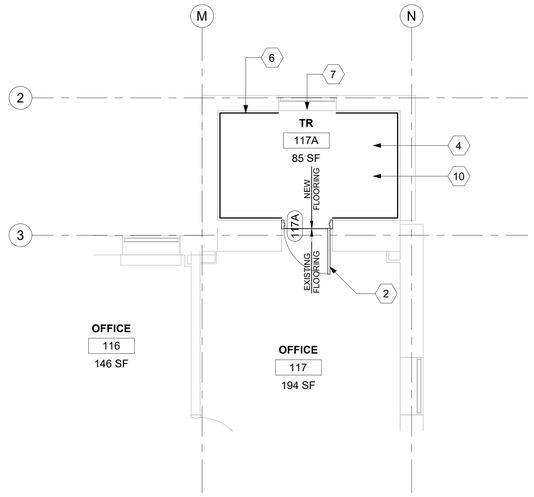

2 RM 117A - FLOOR PLAN
1/4" = 1'-0"

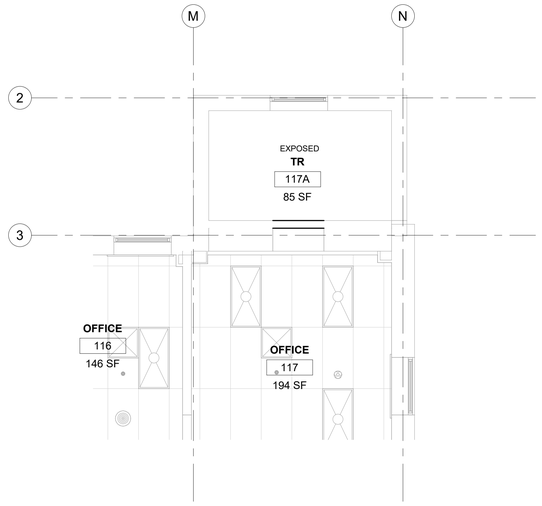

4 RM 117A - RCP
1/4" = 1'-0"

LEGEND

- TO DEMOLISH
- EXISTING DOOR TO REMAIN
- EXISTING DOOR TO DEMOLISH
- NEW DOOR
- EXISTING WALL TO DEMOLISH (NON-BEARING METAL STUD WALL)
- EXISTING LIGHTS TO DEMOLISH

KEYNOTES

1. DEMO EXISTING DOOR/FRAME AS NECESSARY TO INSTALL NEW DOOR/FRAME.
2. INSTALL NEW DOOR/FRAME.
3. DEMO EXISTING WOOD FLOORING TO EXPOSED CONCRETE SLAB UNDERNEATH. REMOVE EXISTING ADHESIVE AND PREP FOR NEW FLOORING.
4. APPLY ANTI-STATIC COATING TO EXPOSED CONCRETE FLOOR. PROVIDE VINYL REDUCER STRIP AT EXISTING FLOORING TRANSITION.
5. DEMO EXISTING ACT COMPLETELY INCLUDING ALL GRID, SUPPORTING WIRES, CLIPS, AND PERIMETER WALL ANGLES IN ROOM TO EXPOSE UNDERSIDE OF STRUCTURE ABOVE. PATCH WALLS WHERE CEILINGS REMOVED.
6. NEW FRT PLYWOOD OVER WALLS PER DETAIL 4/AE421.
7. INSTALL PHYSICAL SECURITY AT INTERIOR AND EXTERIOR OF EXISTING WINDOW. REFERENCE DETAIL 4/A-603.
8. PLACE ADHESIVE WALK OFF MATS AT ENTRANCE AND EXIT SIDE OF CONSTRUCTION AREA, TYP.
9. DEMO EXISTING BASE, PREP FOR NEW BASE.
10. INSTALL NEW BASE ON ALL WALLS OF NEW TELECOM ROOM.

GENERAL NOTES

1. ALL PRODUCTS AND WALL FINISHES SHALL MATCH EXISTING OR ADJACENT EXISTING UNLESS OTHERWISE NOTED.
2. PATCH AND REPAIR WALLS WHERE MECHANICAL, PLUMBING, AND ELECTRICAL ITEMS DEMO'D.
3. PATCH AND REPAIR FLOOR WHERE CONDUITS, PIPING AND SIMILAR ARE DEMO'D.
4. PATCH AND REPAIR GWB WHERE DOORS ARE DEMO'D AND NEW DOORS ARE INSTALLED.
5. PROTECT FINISHES IN ROOMS ADJACENT TO NEW TELECOMMUNICATION ROOMS AND AREAS NOT SCHEDULEDFOR NEW WORK.

KEY PLAN

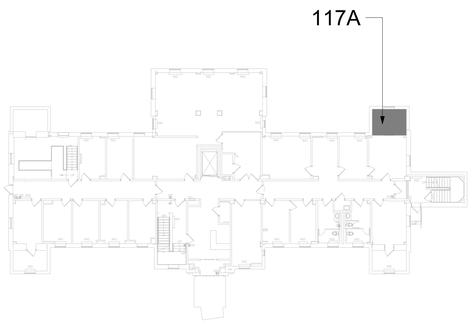

Revisions:	Date:

CONSULTANT
ENGINEERING DISCIPLINE:

ARCHITECT/ENGINEER OF RECORD
A/E:
SPEES DESIGN BUILD
625 1ST AVE, STE 301
SEATTLE, WA 98104
(206) 590-2118
RAY SPEES
SPEESDESIGNBUILD

STAMP
REGISTERED ARCHITECT 10000 JAMES M. KING STATE OF WASHINGTON

Office of Construction and Facilities Management
VA U.S. Department of Veterans Affairs

Drawing Title	BLDG 25 - FLOOR 1 - DEMO, FLOOR PLANS & RCPS
Phase	CONSTRUCTION DOCUMENTS
Project Title	EHRM INFRASTRUCTURE UPGRADES
Project Number	657-21-701JB
Building Number	25
Approved:	
Location	ST. LOUIS VA MEDICAL CENTER - JEFFERSON BARRACKS, MO
Drawing Number	25A-101
Issue Date	03/31/2022
Checked	EM
Drawn	AJ/ST
	FULLY SPRINKLERED

VA FORM 08 - 6231

ICRA LEGEND

- (+) PRESSURE
- CONSTRUCTION ZONE, (- -) PRESSURE
- ANTE ROOM, (-) PRESSURE
- TEMPORARY ICRA BARRIER
- TEMPORARY ICRA DOOR
- CONSTRUCTION TACKY MATT
- NEGATIVE AIR MACHINE

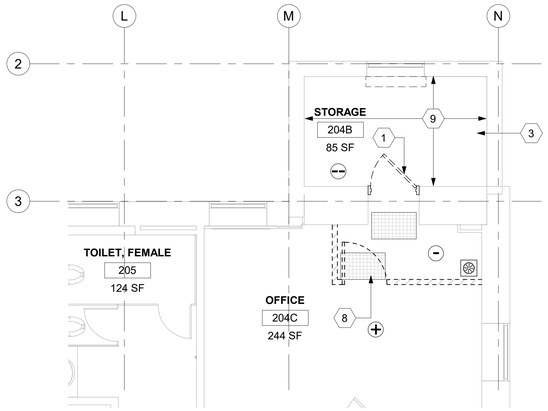

1 RM 204B - DEMO FLOOR PLAN
1/4" = 1'-0"
PROJECT NORTH

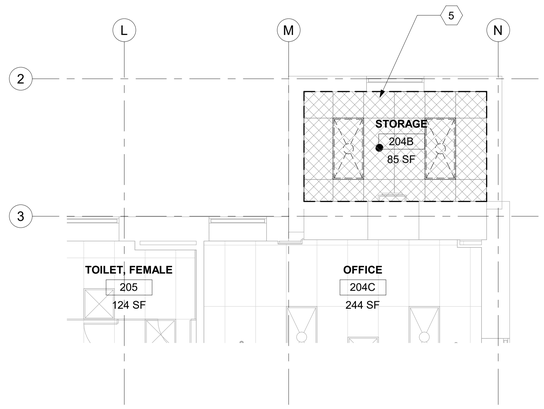

2 RM 204B - DEMO RCP
1/4" = 1'-0"
PROJECT NORTH

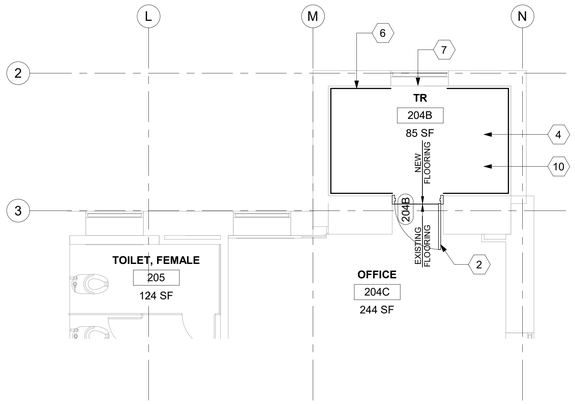

3 RM 204B - FLOOR PLAN
1/4" = 1'-0"
PROJECT NORTH

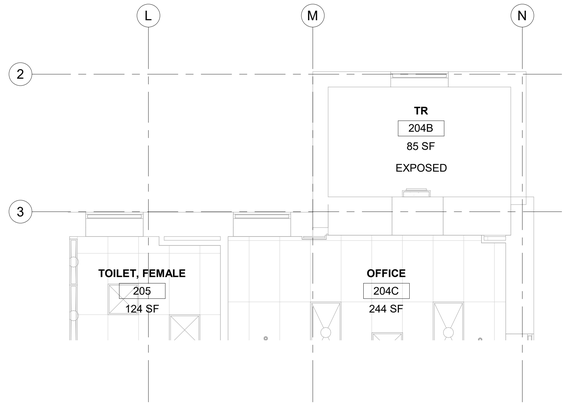

4 RM 204B - RCP
1/4" = 1'-0"
PROJECT NORTH

LEGEND

- TO DEMOLISH
- EXISTING DOOR TO REMAIN
- EXISTING DOOR TO DEMOLISH
- NEW DOOR
- EXISTING WALL TO DEMOLISH (NON-BEARING METAL STUD WALL)
- EXISTING LIGHTS TO DEMOLISH

KEYNOTES

1. DEMO EXISTING DOOR/FRAME AS NECESSARY TO INSTALL NEW DOOR/FRAME.
2. INSTALL NEW DOOR/FRAME.
3. DEMO EXISTING WOOD FLOORING TO EXPOSED CONCRETE SLAB UNDERNEATH. REMOVE EXISTING ADHESIVE AND PREP FOR NEW FLOORING.
4. APPLY ANTI-STATIC COATING TO EXPOSED CONCRETE FLOOR. PROVIDE VINYL REDUCER STRIP AT EXISTING FLOORING TRANSITION.
5. DEMO EXISTING ACT COMPLETELY INCLUDING ALL GRID, SUPPORTING WIRES, CLIPS, AND PERIMETER WALL ANGLES IN ROOM TO EXPOSE UNDERSIDE OF STRUCTURE ABOVE. PATCH WALLS WHERE CEILINGS REMOVED.
6. NEW FRT PLYWOOD OVER WALLS PER DETAIL 4/AE421.
7. INSTALL PHYSICAL SECURITY AT INTERIOR AND EXTERIOR OF EXISTING WINDOW. REFERENCE DETAIL 4/A-603.
8. PLACE ADHESIVE WALK OFF MATS AT ENTRANCE AND EXIT SIDE OF CONSTRUCTION AREA, TYP.
9. DEMO EXISTING BASE, PREP FOR NEW BASE.
10. INSTALL NEW BASE ON ALL WALLS OF NEW TELECOM ROOM.

GENERAL NOTES

1. ALL PRODUCTS AND WALL FINISHES SHALL MATCH EXISTING OR ADJACENT EXISTING UNLESS OTHERWISE NOTED.
2. PATCH AND REPAIR WALLS WHERE MECHANICAL, PLUMBING, AND ELECTRICAL ITEMS DEMO'D.
3. PATCH AND REPAIR FLOOR WHERE CONDUITS, PIPING AND SIMILAR ARE DEMO'D.
4. PATCH AND REPAIR GWB WHERE DOORS ARE DEMO'D AND NEW DOORS ARE INSTALLED.
5. PROTECT FINISHES IN ROOMS ADJACENT TO NEW TELECOMMUNICATION ROOMS AND AREAS NOT SCHEDULEDFOR NEW WORK.

KEY PLAN

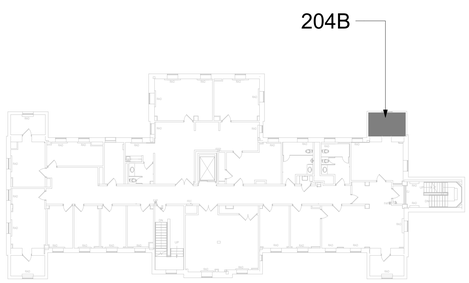

PROJECT NORTH

Revisions:	Date:

CONSULTANT

ENGINEERING DISCIPLINE:

ARCHITECT/ENGINEER OF RECORD

A/E:
SPEES DESIGN BUILD
625 1ST AVE, STE 301
SEATTLE, WA 98104
(206) 590-2118
RAY SPEES

SDB SPEESDESIGNBUILD

STAMP: 10000 REGISTERED ARCHITECT JAMES M. KING STATE OF WASHINGTON

Office of Construction and Facilities Management

VA U.S. Department of Veterans Affairs

Drawing Title	Phase	Project Title	Project Number
BLDG 25 - FLOOR 2 - DEMO, FLOOR PLANS & RCPS	CONSTRUCTION DOCUMENTS	EHRM INFRASTRUCTURE UPGRADES	657-21-701JB
Approved:		Location: ST. LOUIS VA MEDICAL CENTER - JEFFERSON BARRACKS, MO	Building Number: 25
		Issue Date: 03/31/2022 · Checked: RM · Drawn: AJ/ST	Drawing Number: 25A-102

VA FORM 08 - 6231

ICRA LEGEND

- (+) PRESSURE
- CONSTRUCTION ZONE, (- -) PRESSURE
- ANTE ROOM, (-) PRESSURE
- TEMPORARY ICRA BARRIER
- TEMPORARY ICRA DOOR
- CONSTRUCTION TACKY MATT
- NEGATIVE AIR MACHINE

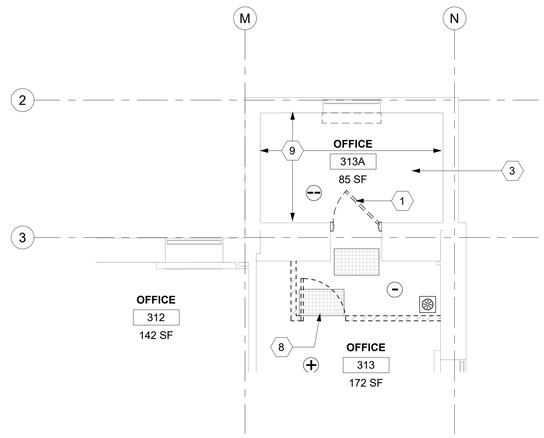

1 RM 313A - DEMO FLOOR PLAN
1/4" = 1'-0"

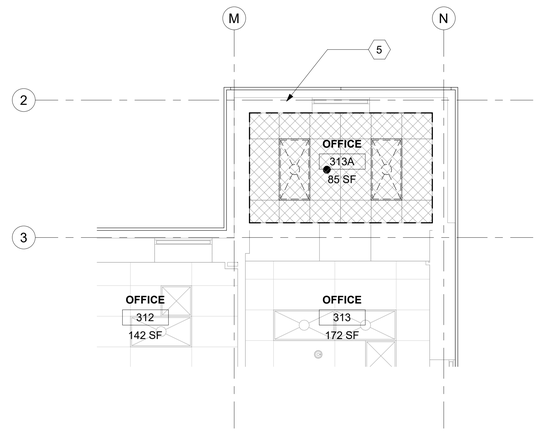

2 RM 313A - DEMO RCP
1/4" = 1'-0"

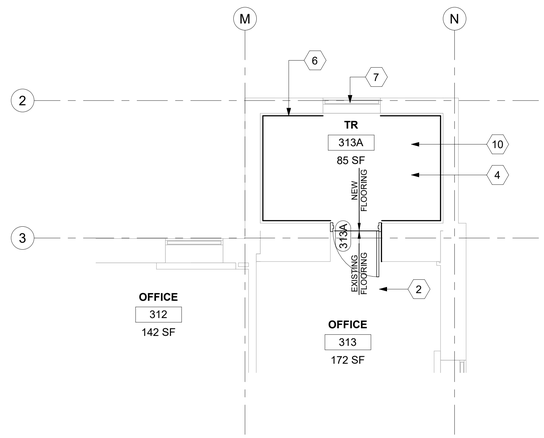

3 RM 313A - FLOOR PLAN
1/4" = 1'-0"

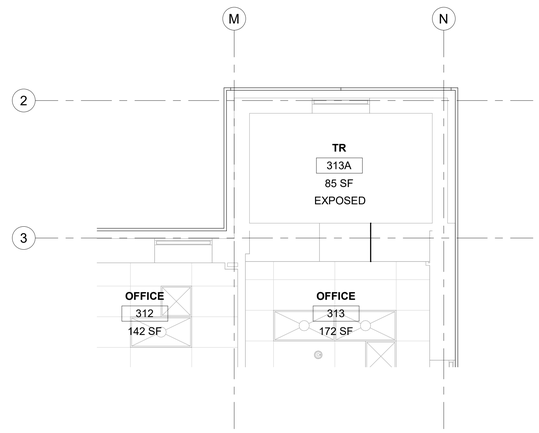

4 RM 313A - RCP
1/4" = 1'-0"

LEGEND

- TO DEMOLISH
- EXISTING DOOR TO REMAIN
- EXISTING DOOR TO DEMOLISH
- NEW DOOR
- EXISTING WALL TO DEMOLISH (NON-BEARING METAL STUD WALL)
- EXISTING LIGHTS TO DEMOLISH

KEYNOTES

1. DEMO EXISTING DOOR/FRAME AS NECESSARY TO INSTALL NEW DOOR/FRAME.
2. INSTALL NEW DOOR/FRAME.
3. DEMO EXISTING CARPET FLOORING TO EXPOSED CONCRETE SLAB UNDERNEATH. REMOVE EXISTING ADHESIVE AND PREP FOR NEW FLOOTING.
4. APPLY ANTI-STATIC COATING TO EXPOSED CONCRETE FLOOR. PROVIDE VINYL REDUCER STRIP AT EXISTING FLOORING TRANSITION.
5. DEMO EXISTING ACT COMPLETELY INCLUDING ALL GRID, SUPPORTING WIRES, CLIPS, AND PERIMETER WALL ANGLES IN ROOM TO EXPOSE UNDERSIDE OF STRUCTURE ABOVE. PATCH WALLS WHERE CEILINGS REMOVED.
6. NEW FRT PLYWOOD OVER WALLS PER DETAIL 4/AE421.
7. INSTALL PHYSICAL SECURITY AT INTERIOR AND EXTERIOR OF EXISTING WINDOW. REFERENCE DETAIL 4/A-603.
8. PLACE ADHESIVE WALK OFF MATS AT ENTRANCE AND EXIT SIDE OF CONSTRUCTION AREA, TYP.
9. DEMO EXISTING BASE, PREP FOR NEW BASE.
10. INSTALL NEW BASE ON ALL WALLS OF NEW TELECOM ROOM.

GENERAL NOTES

1. ALL PRODUCTS AND WALL FINISHES SHALL MATCH EXISTING OR ADJACENT EXISTING UNLESS OTHERWISE NOTED.
2. PATCH AND REPAIR WALLS WHERE MECHANICAL, PLUMBING, AND ELECTRICAL ITEMS DEMO'D.
3. PATCH AND REPAIR FLOOR WHERE CONDUITS, PIPING AND SIMILAR ARE DEMO'D.
4. PATCH AND REPAIR GWB WHERE DOORS ARE DEMO'D AND NEW DOORS ARE INSTALLED.
5. PROTECT FINISHES IN ROOMS ADJACENT TO NEW TELECOMMUNICATION ROOMS AND AREAS NOT SCHEDULEDFOR NEW WORK.

KEY PLAN

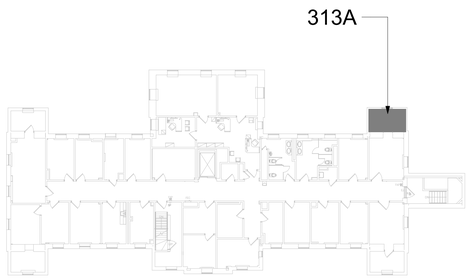

Revisions:	Date:

CONSULTANT
ENGINEERING DISCIPLINE:

ARCHITECT/ENGINEER OF RECORD
A/E:
SPEES DESIGN BUILD
625 1ST AVE, STE 301
SEATTLE, WA 98104
(206) 590-2118
RAY SPEES
SDB SPEESDESIGNBUILD

STAMP
10000 REGISTERED ARCHITECT JAMES M. KING STATE OF WASHINGTON

Office of Construction and Facilities Management
VA U.S. Department of Veterans Affairs

Drawing Title: BLDG 25 - FLOOR 3 - DEMO, FLOOR PLANS & RCPS
Approved:
Phase: CONSTRUCTION DOCUMENTS
FULLY SPRINKLERED
Project Title: EHRM INFRASTRUCTURE UPGRADES
Location: ST. LOUIS VA MEDICAL CENTER - JEFFERSON BARRACKS, MO
Issue Date: 03/31/2022
Checked: EM
Drawn: AJ/ST
Project Number: 657-21-701JB
Building Number: 25
Drawing Number: 25A-103

VA FORM 08 - 6231

ICRA LEGEND

- (+) PRESSURE
- CONSTRUCTION ZONE, (- -) PRESSURE
- ANTE ROOM, (-) PRESSURE
- TEMPORARY ICRA BARRIER
- TEMPORARY ICRA DOOR
- CONSTRUCTION TACKY MATT
- NEGATIVE AIR MACHINE

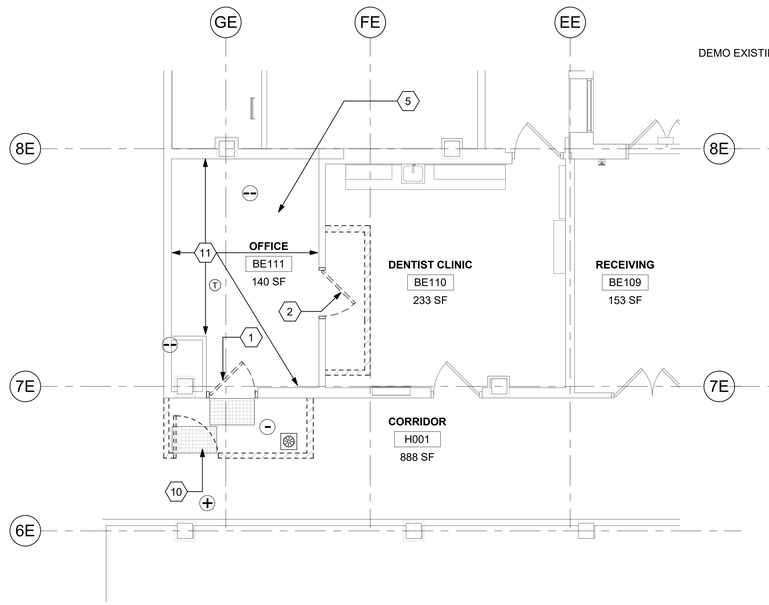

1 RM BE111 & BE110 - DEMO FLOOR PLAN
1/4" = 1'-0"

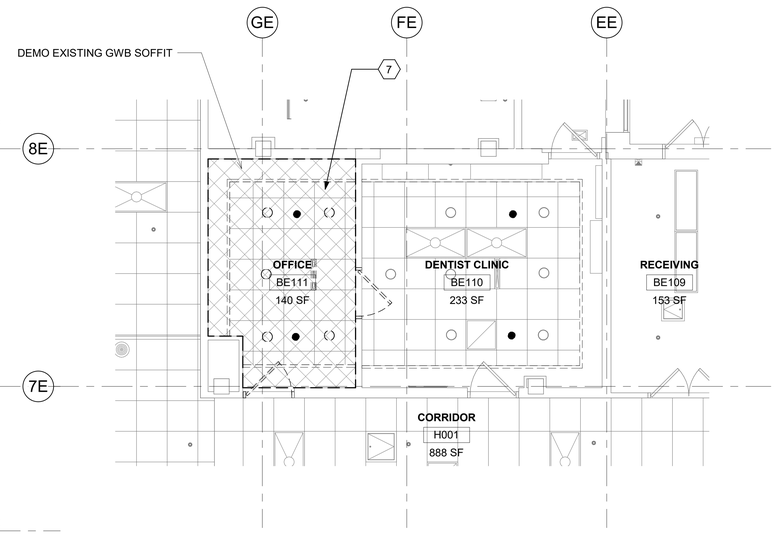

2 RM BE110 & BE111 - DEMO RCP
1/4" = 1'-0"

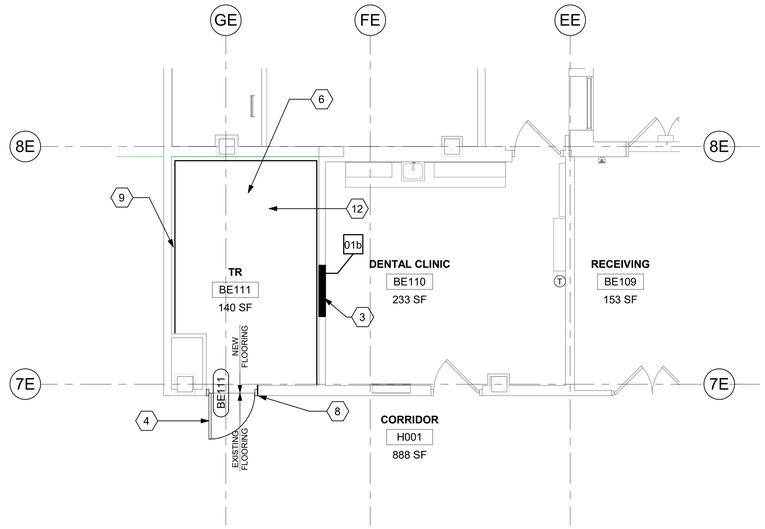

3 RM BE111 & BE110 - FLOOR PLAN
1/4" = 1'-0"

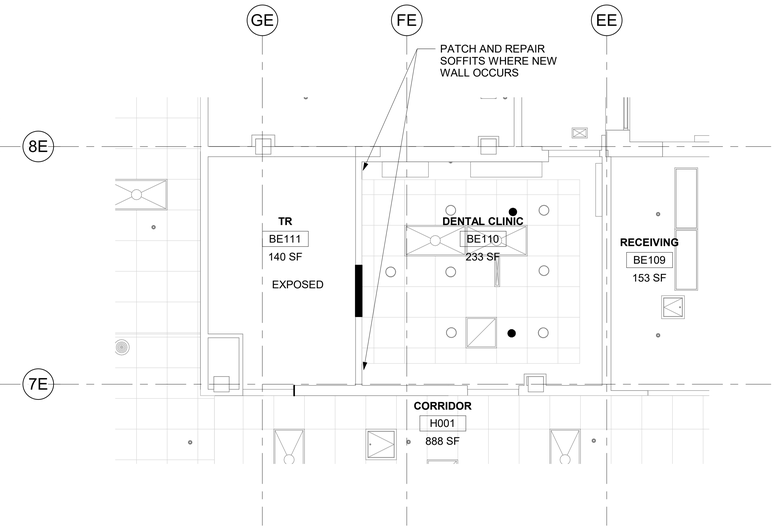

4 RM BE110 & BE111 - RCP
1/4" = 1'-0"

LEGEND

- TO DEMOLISH
- EXISTING DOOR TO REMAIN
- EXISTING DOOR TO DEMOLISH
- NEW DOOR
- EXISTING WALL TO DEMOLISH (NON-BEARING METAL STUD WALL)

KEYNOTES

1. DEMO EXISTING DOOR/FRAME AS NECESSARY TO INSTALL NEW DOOR/FRAME.
2. DEMO DOOR/FRAME.
3. INFILL WALL AND PATCH/PAINT TO MATCH EXISTING ON CLINIC SIDE.
4. INSTALL NEW DOOR/FRAME.
5. DEMO EXISTING FLOORING TO EXPOSED CONCRETE SLAB UNDERNEATH. REMOVE EXISTING ADHESIVE. AND PREP FOR NEW FLOORING.
6. APPLY ANTI-STATIC COATING TO EXPOSED CONCRETE FLOOR. PROVIDE VINYL REDUCER STRIP AT EXISTING FLOORING TRANSITION.
7. DEMO EXISTING ACT COMPLETELY INCLUDING ALL GRID, SUPPORTING WIRES, CLIPS, AND PERIMETER WALL ANGLES IN ROOM TO EXPOSE UNDERSIDE OF STRUCTURE ABOVE. PATCH WALLS WHERE CEILINGS REMOVED
8. PATCH AND REPAINT WALL AS NECESSARY TO MATCH EXISTING ON CORRIDOR SIDE
9. NEW FRT PLYWOOD OVER WALLS PER DETAIL 4/AE421.
10. PLACE ADHESIVE WALK OFF MATS AT ENTRANCE AND EXIT SIDE OF CONSTRUCTION AREA, TYP.
11. DEMO EXISTING BASE, PREP FOR NEW BASE.
12. INSTALL NEW BASE ON ALL WALLS OF NEW TELECOM ROOM.

GENERAL NOTES

1. ALL PRODUCTS AND WALL FINISHES SHALL MATCH EXISTING OR ADJACENT EXISTING UNLESS OTHERWISE NOTED.
2. PATCH AND REPAIR WALLS WHERE MECHANICAL, PLUMBING, AND ELECTRICAL ITEMS DEMO'D.
3. PATCH AND REPAIR FLOOR WHERE CONDUITS, PIPING AND SIMILAR ARE DEMO'D.
4. PATCH AND REPAIR CEILING GRID AND TILES WHERE NEW WALLS INSTALLED.
5. PATCH AND REPAIR GWB WHERE DOORS ARE DEMO'D AND NEW DOORS ARE INSTALLED.
6. PROTECT FINISHES IN ROOMS ADJACENT TO NEW TELECOMMUNICATION ROOMS AND AREAS NOT SCHEDULED FOR NEW WORK.
7. PATCH CONCRETE FLOOR WHERE CONDUITS OCCUR AT EXISTING WALL LOCATIONS.

KEY PLAN

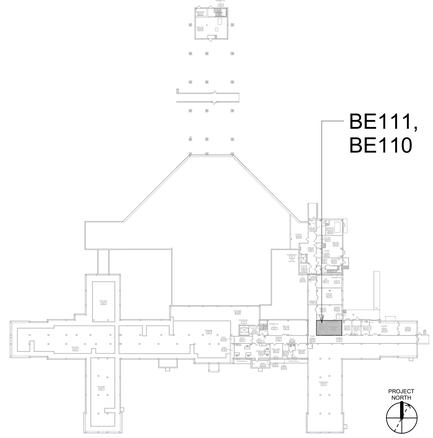

Revisions:	Date:

CONSULTANT
ENGINEERING DISCIPLINE:

ARCHITECT/ENGINEER OF RECORD
A/E:
SPEES DESIGN BUILD
625 1ST AVE, STE 301
SEATTLE, WA 98104
(206) 590-2118
RAY SPEES
SPEESDESIGNBUILD

STAMP
REGISTERED ARCHITECT 10000 JAMES M. KING STATE OF WASHINGTON

Office of Construction and Facilities Management
VA U.S. Department of Veterans Affairs

Drawing Title: BLDG 51 - FLOOR 0 - DEMO, FLOOR PLANS & RCPS
Approved:
Phase: CONSTRUCTION DOCUMENTS
FULLY SPRINKLERED
Project Title: EHRM INFRASTRUCTURE UPGRADES
Location: ST. LOUIS VA MEDICAL CENTER - JEFFERSON BARRACKS, MO
Issue Date: 03/31/2022
Checked: EM
Drawn: AJ/LDR/ KB
Project Number: 657-21-701JB
Building Number: 51
Drawing Number: 51A-100

VA FORM 08 - 6231

ICRA LEGEND

- (+) PRESSURE
- CONSTRUCTION ZONE, (- -) PRESSURE
- ANTE ROOM, (-) PRESSURE
- TEMPORARY ICRA BARRIER
- TEMPORARY ICRA DOOR
- CONSTRUCTION TACKY MATT
- NEGATIVE AIR MACHINE

WHERE NEW DOOR OCCURS: CAREFULLY CUT EXISTING RAILING AND KICK-RAIL. SALVAGE END CAPS FOR REUSE. REINSTALL RAILING AND KICK-RAIL AND INSTALL SALVAGED END CAPS. PROVIDE ADDITIONAL BLOCKING AND SUPPORTS FOR NEW END OF RAILING AND KICK-RAIL AS NEEDED.

EXISTING RESILIENT BASE: CUT AS REQUIRED FOR NEW DOOR AND PATCH CLEANLY TO NEW FRAME

1 RM H120 - CORRIDOR

1 1/2" = 1'-0"

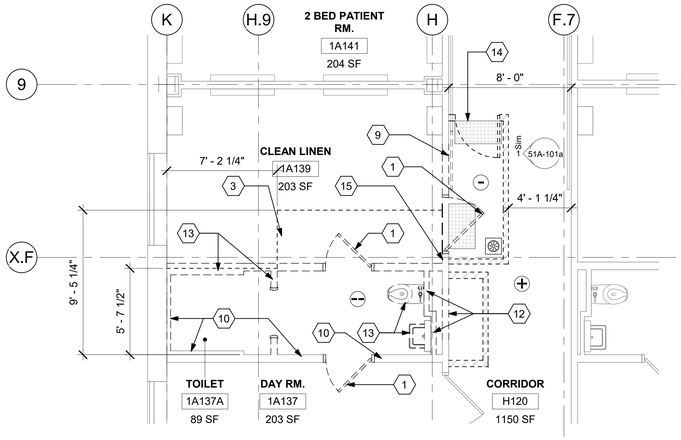

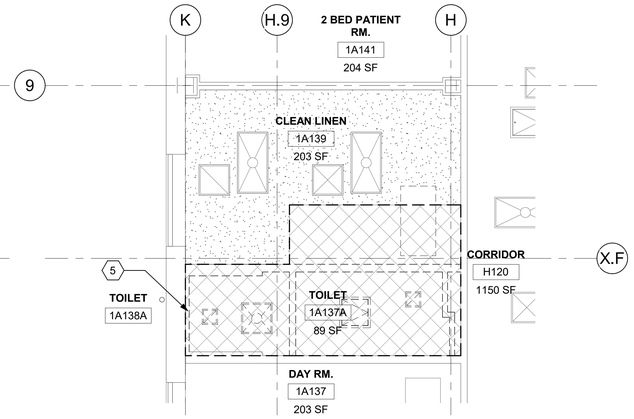

2 RM 1A139 - DEMO FLOOR PLAN

1/4" = 1'-0"

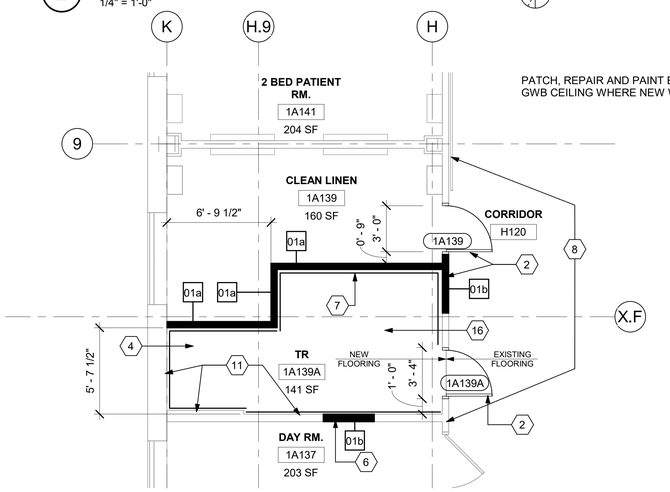

PATCH, REPAIR AND PAINT EXISTING GWB CEILING WHERE NEW WALLS INSTALLED.

3 RM 1A139 - DEMO RCP

1/4" = 1'-0"

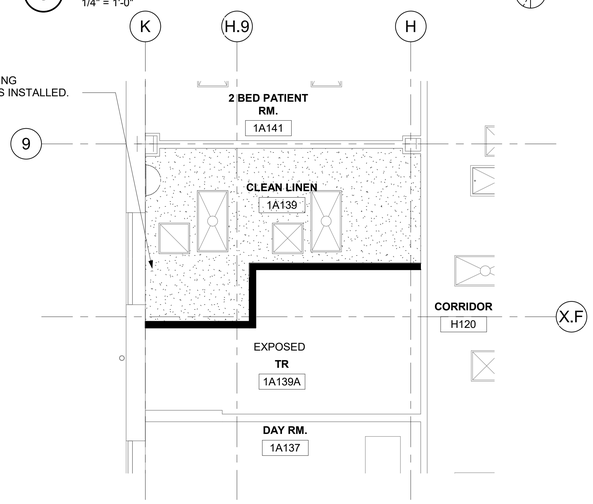

4 RM 1A139 - FLOOR PLAN

1/4" = 1'-0"

5 RM 1A139 - RCP

1/4" = 1'-0"

LEGEND

- TO DEMOLISH
- EXISTING DOOR TO REMAIN
- EXISTING DOOR TO DEMOLISH
- NEW DOOR
- EXISTING WALL TO DEMOLISH (NON-BEARING METAL STUD WALL)

KEYNOTES

1. DEMO EXISTING DOOR/FRAME.
2. INSTALL NEW DOOR/FRAME. INFILL WALL AS NECESSARY.
3. DEMO EXISTING FLOORING TO EXPOSED CONCRETE SLAB UNDERNEATH. REMOVE EXISTING ADHESIVE. AND PREP FOR NEW FLOORING.
4. APPLY ANTI-STATIC COATING TO EXPOSED CONCRETE FLOOR. PROVIDE VINYL REDUCER STRIP AT EXISTING FLOORING TRANSITION.
5. DEMO EXISTING GWB COMPLETELY INCLUDING ALL GRID, SUPPORTING WIRES, CLIPS, AND PERIMETER WALL ANGLES IN ROOM TO EXPOSE UNDERSIDE OF STRUCTURE ABOVE. PATCH WALLS WHERE CEILINGS REMOVED.
6. INFILL WALL, PATCH AND PAINT TO MATCH EXISTING ON ROOM 1A137.
7. NEW FRT PLYWOOD OVER WALLS PER DETAIL 4/AE421.
8. PATCH AND REPAINT WALL AS NECESSARY TO MATCH EXISTING ON CORRIDOR SIDE.
9. DEMO EXISTING WALL AND ANY RAILING, PREP FOR NEW DOOR/FRAME. SEE DETAIL 1/51A-101A.
10. DEMO ALL EXISTING TILE ON ALL WALLS AND SHOWER UNIT ON TOILET ROOM. SUBSTRATE DOWN TO BARE STUDS.
11. ADD GWB OVER EXPOSED STUDS.
12. DEMO EXISTING WALL.
13. DEMO EXISTING TOILET, SINK AND LIGHT.
14. PLACE ADHESIVE WALK OFF MATS AT ENTRANCE AND EXIT SIDE OF CONSTRUCTION AREA, TYP.
15. DEMO EXISTING BASE, PREP FOR NEW BASE.
16. INSTALL NEW BASE ON ALL WALLS OF NEW TELECOM ROOM.

GENERAL NOTES

1. ALL PRODUCTS AND WALL FINISHES SHALL MATCH EXISTING OR ADJACENT EXISTING UNLESS OTHERWISE NOTED.
2. PATCH AND REPAIR WALLS WHERE MECHANICAL, PLUMBING, AND ELECTRICAL ITEMS DEMO'D.
3. PATCH AND REPAIR FLOOR WHERE CONDUITS, PIPING AND SIMILAR ARE DEMO'D.
4. PATCH AND REPAIR GWB WHERE DOORS ARE DEMO'D AND NEW DOORS ARE INSTALLED.
5. PROTECT FINISHES IN ROOMS ADJACENT TO NEW TELECOMMUNICATION ROOMS AND AREAS NOT SCHEDULED FOR NEW WORK.

KEY PLAN

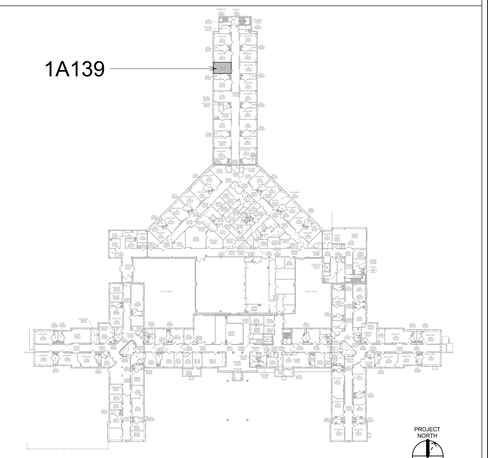

Revisions:	Date:

CONSULTANT

ENGINEERING DISCIPLINE:

ARCHITECT/ENGINEER OF RECORD

A/E:
SPEES DESIGN BUILD
625 1ST AVE, STE 301
SEATTLE, WA 98104
(206) 590-2118
RAY SPEES

STAMP: REGISTERED ARCHITECT 10000 JAMES M. KING STATE OF WASHINGTON

Office of Construction and Facilities Management

VA U.S. Department of Veterans Affairs

Drawing Title	BLDG 51- FLOOR 1 - DEMO, FLOOR PLANS & RCPS
Approved:	
Phase	CONSTRUCTION DOCUMENTS
	FULLY SPRINKLERED
Project Title	EHRM INFRASTRUCTURE UPGRADES
Location	ST. LOUIS VA MEDICAL CENTER - JEFFERSON BARRACKS, MO
Issue Date	03/31/2022
Checked	EM
Drawn	AJ/LDR
Project Number	657-21-701JB
Building Number	51
Drawing Number	51A-101a

VA FORM 08 - 6231

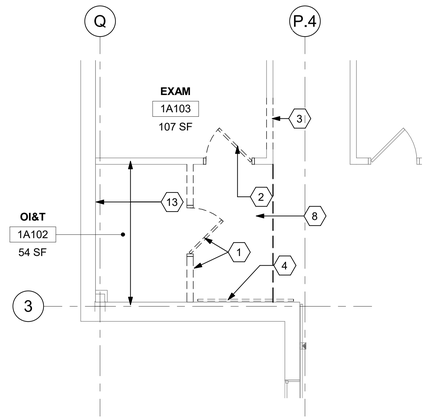

1 RM 1A102 - DEMO FLOOR PLAN
1/4" = 1'-0"

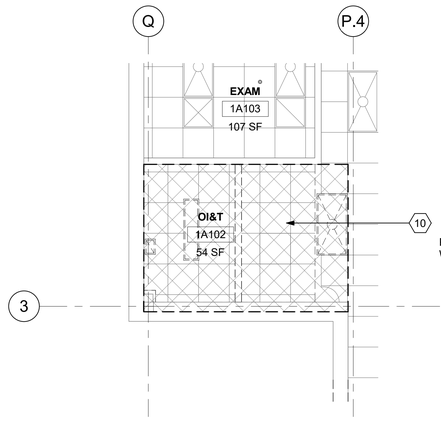

2 RM 1A102 - DEMO RCP
1/4" = 1'-0"

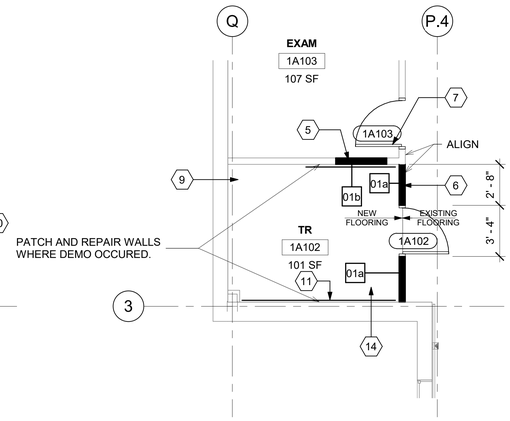

3 ROOM 1A102 - FLOOR PLAN
1/4" = 1'-0"

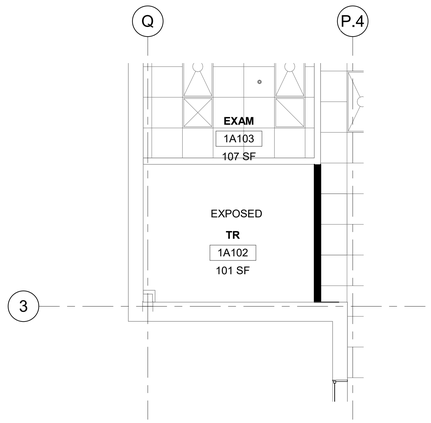

4 ROOM 1A102 - RCP
1/4" = 1'-0"

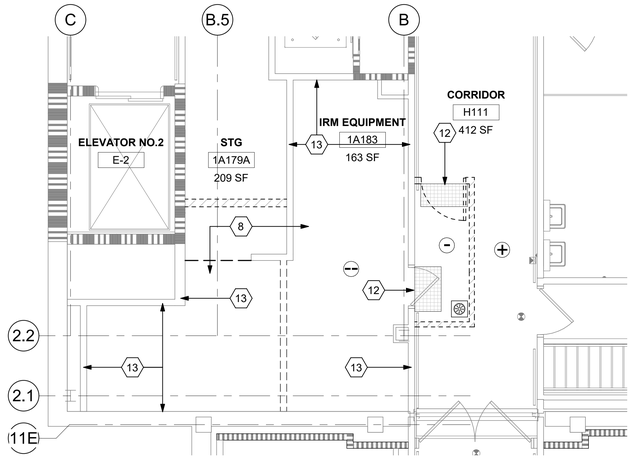

5 RM 1A183 - DEMO FLOOR PLAN
1/4" = 1'-0"

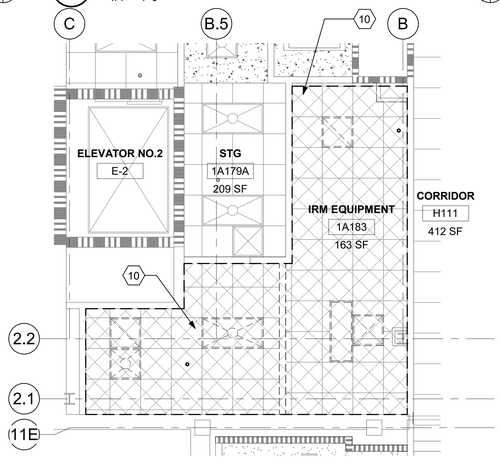

6 RM1A183 - DEMO RCP
1/4" = 1'-0"

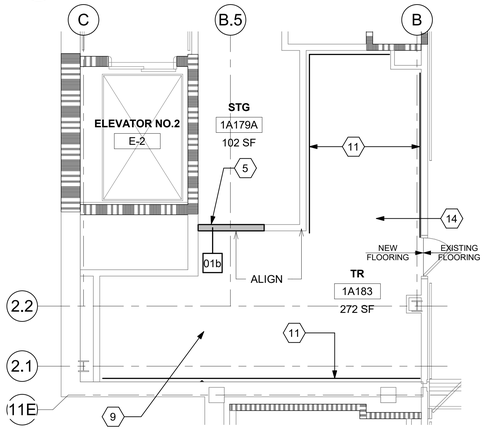

7 RM 1A183 - FLOOR PLAN
1/4" = 1'-0"

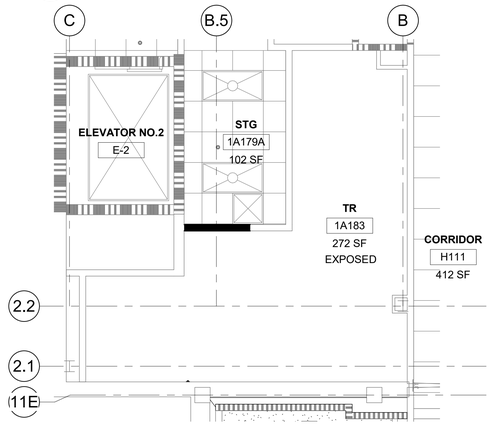

8 RM 1A183 - RCP
1/4" = 1'-0"

ICRA LEGEND

- (+) PRESSURE
- CONSTRUCTION ZONE, (- -) PRESSURE
- ANTE ROOM, (-) PRESSURE
- TEMPORARY ICRA BARRIER
- TEMPORARY ICRA DOOR
- CONSTRUCTION TACKY MATT
- NEGATIVE AIR MACHINE

LEGEND

- TO DEMOLISH
- EXISTING DOOR TO REMAIN
- EXISTING DOOR TO DEMOLISH
- NEW DOOR
- EXISTING WALL TO DEMOLISH (NON-BEARING METAL STUD WALL)
- 2 HR FIRE RATED WALL
- SMOKE RATED WALL
- EXISTING LIGHTS TO DEMOLISH

KEYNOTES

1. DEMO WALL AND DOOR/FRAME.
2. DEMO EXISTING DOOR/FRAME.
3. DEMO EXISTING WALL, PREPARE FOR NEW DOOR/FRAME.
4. DEMO EXISTING RAILING.
5. INFILL WALL PATCH & PAINT TO MATCH EXISTING ON STG SIDE.
6. CONSTRUCT NEW WALL AND DOOR/FRAME TO MATCH EXISTING.
7. INSTALL NEW DOOR/FRAME.
8. DEMO EXISTING FLOORING TO EXPOSED CONCRETE SLAB UNDERNEATH. REMOVE EXISTING ADHESIVE. AND PREP FOR NEW FLOORING.
9. APPLY ANTI-STATIC COATING TO EXPOSED CONCRETE FLOOR. PROVIDE VINYL REDUCER STRIP AT EXISTING FLOORING TRANSITION.
10. DEMO EXISTING ACT COMPLETELY INCLUDING ALL GRID, SUPPORTING WIRES, CLIPS, AND PERIMETER WALL ANGLES IN ROOM TO EXPOSE UNDERSIDE OF STRUCTURE ABOVE. PATCH WALLS WHERE CEILINGS REMOVED.
11. NEW FRT PLYWOOD OVER WALLS PER DETAIL 4/AE421.
12. PLACE ADHESIVE WALK OFF MATS AT ENTRANCE AND EXIT SIDE OF CONSTRUCTION AREA, TYP.
13. DEMO EXISTING BASE, PREP FOR NEW BASE.
14. INSTALL NEW BASE ON ALL WALLS OF NEW TELECOM ROOM.

GENERAL NOTES

1. ALL PRODUCTS AND WALL FINISHES SHALL MATCH EXISTING OR ADJACENT EXISTING UNLESS OTHERWISE NOTED.
2. ICRA BARRIER NOT SHOWN. COORDINATE DIRECTLY WITH COR & SAFETY TO MEET ICRA REQUIREMENTS ON ROOM 1A102.
3. PATCH AND REPAIR WALLS WHERE MECHANICAL, PLUMBING, AND ELECTRICAL ITEMS DEMO'D.
4. PATCH AND REPAIR FLOOR WHERE CONDUITS, PIPING AND SIMILAR ARE DEMO'D.
5. PATCH AND REPAIR CEILING GRID AND TILES WHERE NEW WALLS INSTALLED.
6. PROTECT FINISHES IN ROOMS ADJACENT TO NEW TELECOMMUNICATION ROOMS AND AREAS NOT SCHEDULED FOR NEW WORK

KEY PLAN

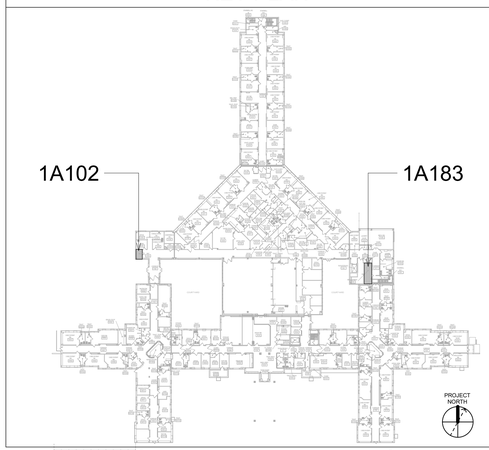

Revisions:	Date:

CONSULTANT
ENGINEERING DISCIPLINE:

ARCHITECT/ENGINEER OF RECORD
A/E:
SPEES DESIGN BUILD
625 1ST AVE, STE 301
SEATTLE, WA 98104
(206) 590-2118
RAY SPEES
SDB SPEESDESIGNBUILD

STAMP
10000 REGISTERED ARCHITECT JAMES M. KING STATE OF WASHINGTON

Office of Construction and Facilities Management
VA U.S. Department of Veterans Affairs

Drawing Title: BLDG 51 - FLOOR 1 - DEMO, FLOOR PLANS & RCPS
Approved:
Phase: CONSTRUCTION DOCUMENTS
FULLY SPRINKLERED
Project Title: EHRM INFRASTRUCTURE UPGRADES
Location: ST. LOUIS VA MEDICAL CENTER - JEFFERSON BARRACKS, MO
Issue Date: 03/31/2022
Checked: EM
Drawn: AJ/LDR/KB
Project Number: 657-21-701JB
Building Number: 51
Drawing Number: 51A-101b

VA FORM 08 - 6231

ICRA LEGEND

- (+) PRESSURE
- CONSTRUCTION ZONE, (- -) PRESSURE
- ANTE ROOM, (-) PRESSURE
- TEMPORARY ICRA BARRIER
- TEMPORARY ICRA DOOR
- CONSTRUCTION TACKY MATT
- NEGATIVE AIR MACHINE

SALVAGE ARTWORK FOR VA.

WHERE NEW DOOR OCCURS: CAREFULLY CUT EXISTING RAILING. SALVAGE END CAPS FOR REUSE. REINSTALL RAILING AND INSTALL SALVAGED END CAPS. PROVIDE ADDITIONAL BLOCKING AND SUPPORTS FOR NEW END OF RAILING AS NEEDED.

CLEANLY CUT EXISTING TILE TO MATCH UP WITH NEW DOOR FRAME.



1 H003 - CORRIDOR

1" = 1'-0"

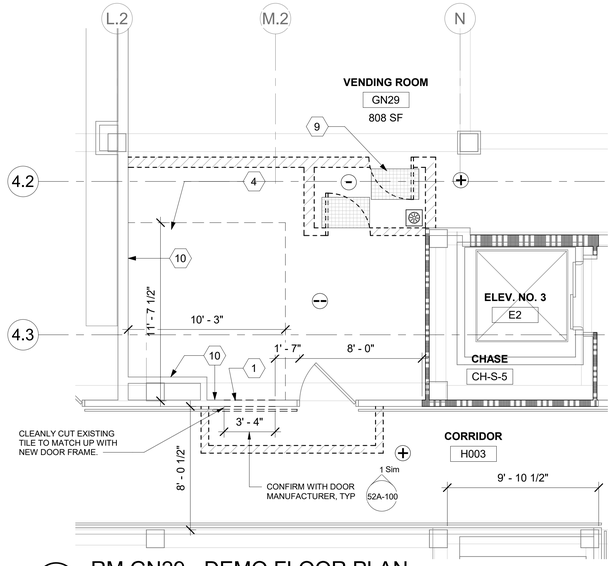

2 RM GN29 - DEMO FLOOR PLAN

1/4" = 1'-0"

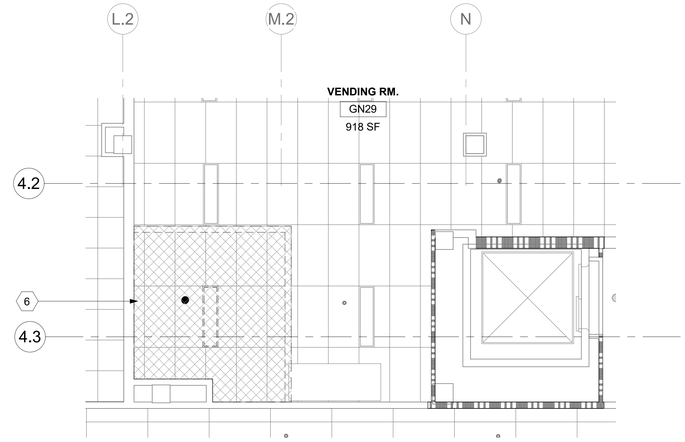

3 RM GN29 - DEMO RCP

1/4" = 1'-0"

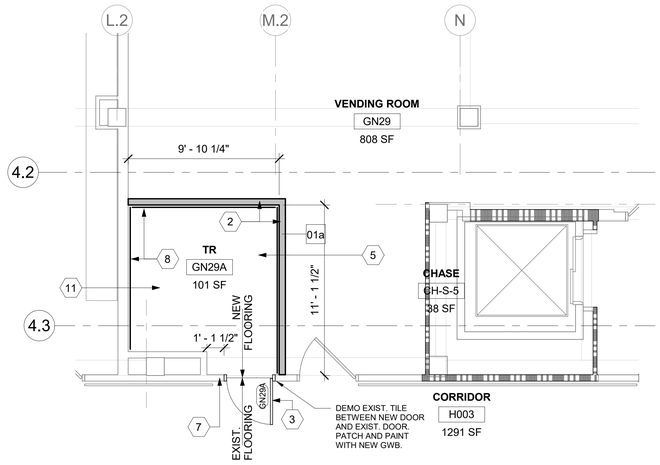

4 RM GN29 - FLOOR PLAN

1/4" = 1'-0"

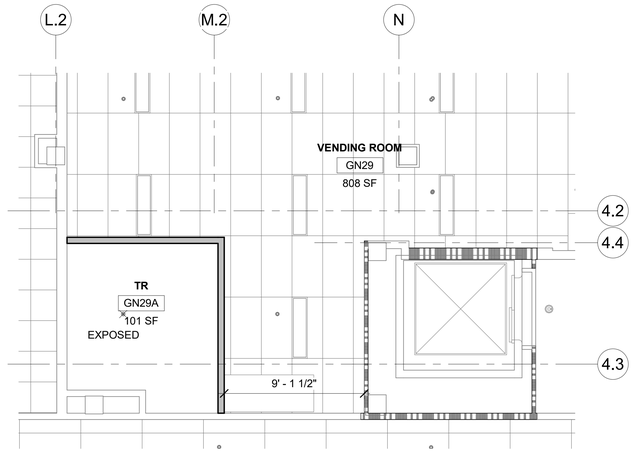

5 RM GN29 - RCP

1/4" = 1'-0"

LEGEND

- TO DEMOLISH
- EXISTING DOOR TO REMAIN
- EXISTING DOOR TO DEMOLISH
- NEW DOOR
- EXISTING WALL TO DEMOLISH (NON-BEARING METAL STUD WALL)
- 2 HR FIRE RATED WALL
- EXISTING LIGHTS TO DEMOLISH

KEYNOTES

1. DEMO EXISTING WALL AND RAILING, PREP FOR NEW DOOR/FRAME. SEE DETAIL 1/52A-100.
2. CONSTRUCT NEW WALLS, PATCH & PAINT TO MATCH EXISTING ON VENDING ROOM SIDE.
3. INSTALL NEW DOOR/FRAME.
4. DEMO EXISTING FLOORING TO EXPOSED CONCRETE SLAB UNDERNEATH. REMOVE EXISTING ADHESIVE AND PREP FOR NEW FLOORING.
5. APPLY ANTI-STATIC COATING TO EXPOSED CONCRETE FLOOR. PROVIDE VINYL REDUCER STRIP AT EXISTING FLOORING TRANSITION.
6. DEMO EXISTING ACT COMPLETELY INCLUDING ALL GRID, SUPPORTING WIRES, CLIPS, AND PERIMETER WALL ANGLES IN ROOM TO EXPOSE UNDERSIDE OF STRUCTURE ABOVE. PATCH WALLS WHERE CEILINGS REMOVED.
7. PATCH AND REPAINT WALL AS NECESSARY TO MATCH EXISTING ON CORRIDOR SIDE.
8. NEW FRT PLYWOOD OVER WALLS PER DETAIL 4/AE421.
9. PLACE ADHESIVE WALK OFF MATS AT ENTRANCE AND EXIT SIDE OF CONSTRUCTION AREA, TYP.
10. DEMO EXISTING BASE, PREP FOR NEW BASE.
11. INSTALL NEW BASE ON ALL WALLS OF NEW TELECOM ROOM.

GENERAL NOTES

1. ALL PRODUCTS AND WALL FINISHES SHALL MATCH EXISTING OR ADJACENT EXISTING UNLESS OTHERWISE NOTED.
2. CONTRACTOR TO ADDRESS BUMPER RAIL IN CORRIDOR.
3. PATCH AND REPAIR WALLS WHERE MECHANICAL, PLUMBING, AND ELECTRICAL ITEMS DEMO'D.
4. PATCH AND REPAIR FLOOR WHERE CONDUITS, PIPING AND SIMILAR ARE DEMO'D.
5. PATCH AND REPAIR CEILING GRID AND TILES WHERE NEW WALLS INSTALLED.
6. PATCH AND REPAIR GWB WHERE DOORS ARE DEMO'D AND NEW DOORS ARE INSTALLED.
7. PROTECT FINISHES IN ROOMS ADJACENT TO NEW TELECOMMUNICATION ROOMS AND AREAS NOT SCHEDULED FOR NEW WORK.

KEY PLAN

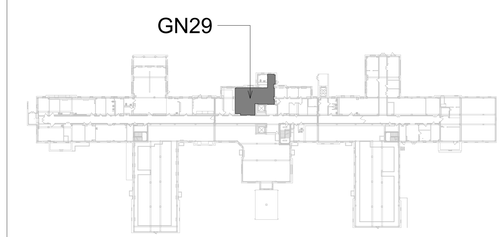

Revisions:	Date:

CONSULTANT

ENGINEERING DISCIPLINE:

ARCHITECT/ENGINEER OF RECORD

A/E:
SPEES DESIGN BUILD
625 1ST AVE, STE 301
SEATTLE, WA 98104
(206) 590-2118
RAY SPEES

STAMP: REGISTERED ARCHITECT JAMES M. KING STATE OF WASHINGTON 10000

Office of Construction and Facilities Management

VA U.S. Department of Veterans Affairs

Drawing Title	Phase	Project Title	Project Number
BLDG 52 - FLOOR 0 - DEMO, FLOOR PLANS & RCPS	CONSTRUCTION DOCUMENTS	EHRM INFRASTRUCTURE UPGRADES	657-21-701JB
Approved:	FULLY SPRINKLERED	Location: ST. LOUIS VA MEDICAL CENTER - JEFFERSON BARRACKS, MO	Building Number: 52
		Issue Date: 03/31/2022 · Checked: EM · Drawn: AJ	Drawing Number: 52A-100

VA FORM 08 - 6231

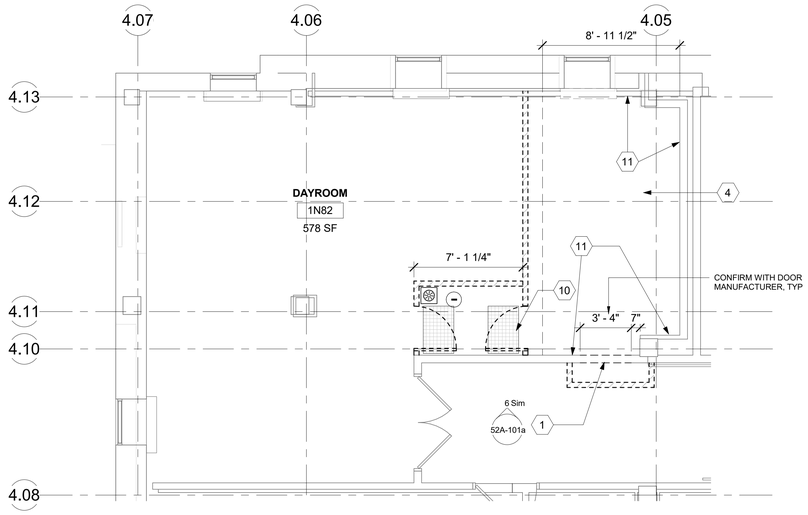

1 RM 1N82 - DEMO FLOOR PLAN
1/4" = 1'-0"

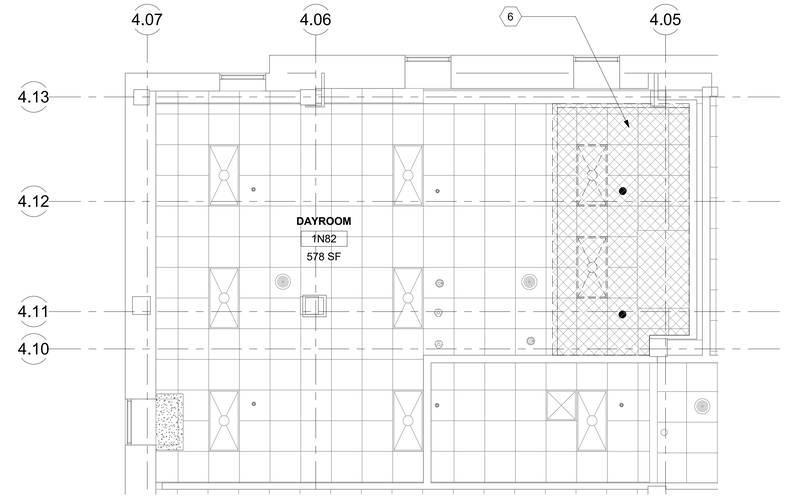

2 RM 1N82 - DEMO RCP
1/4" = 1'-0"

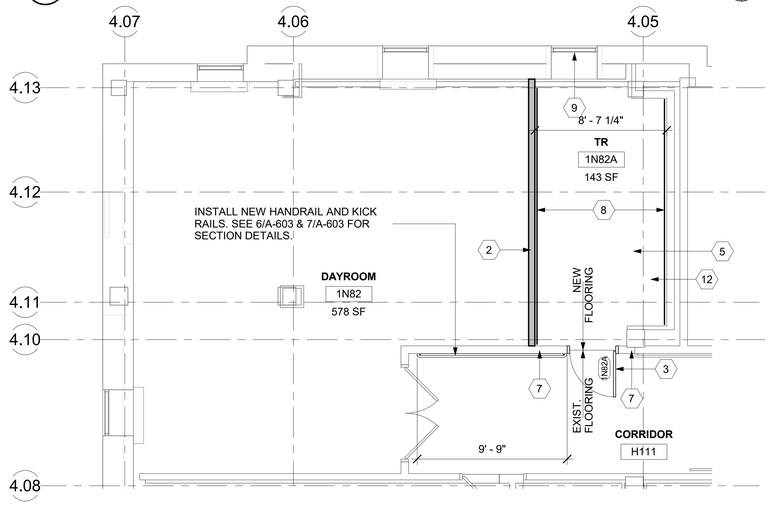

3 RM 1N82 - FLOOR PLAN
1/4" = 1'-0"

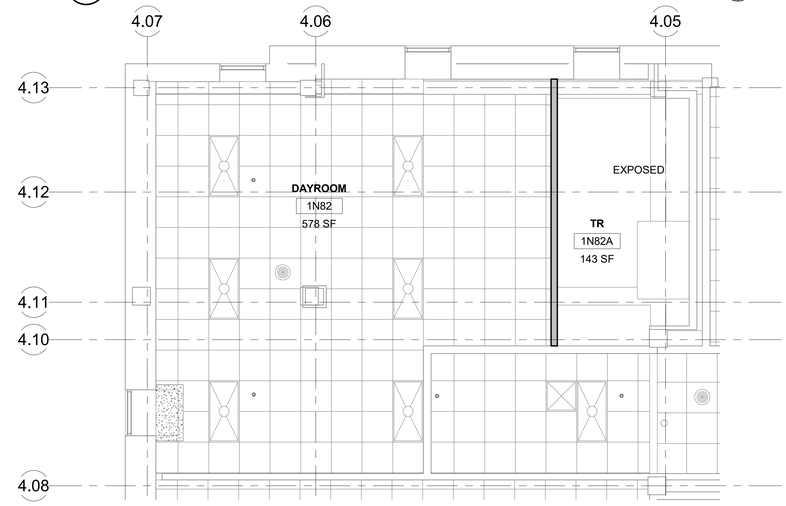

4 RM 1N82- RCP
1/4" = 1'-0"

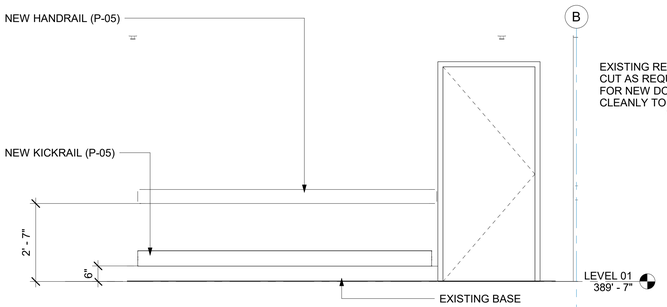

5 HANDRAIL & KICK RAIL - INTERIOR ELEVATION
1/2" = 1'-0"



6 H111 - CORRIDOR
3/4" = 1'-0"

LEGEND

- TO DEMOLISH
- EXISTING DOOR TO REMAIN
- EXISTING DOOR TO DEMOLISH
- NEW DOOR
- EXISTING WALL TO DEMOLISH (NON-BEARING METAL STUD WALL)
- EXISTING LIGHTS TO DEMOLISH

KEYNOTES

1. DEMO EXISTING WALL, PREP FOR NEW DOOR/FRAME. SEE DETAIL 6/52A-101a.
2. CONSTRUCT NEW WALLS. PATCH & PAINT TO MATCH EXISTING.
3. INSTALL NEW DOOR/FRAME
4. DEMO EXISTING FLOORING TO EXPOSED CONCRETE SLAB UNDERNEATH. REMOVE EXISTING ADHESIVE AND PREP FOR NEW FLOORING.
5. APPLY ANTI-STATIC COATING TO EXPOSED CONCRETE FLOOR. PROVIDE VINYL REDUCER STRIP AT EXISTING FLOORING TRANSITION.
6. DEMO EXISTING ACT COMPLETELY INCLUDING ALL GRID, SUPPORTING WIRES, CLIPS, AND PERIMETER WALL ANGLES IN ROOM TO EXPOSE UNDERSIDE OF STRUCTURE ABOVE. PATCH WALLS WHERE CEILINGS REMOVED.
7. PATCH AND REPAINT WALL AS NECESSARY TO MATCH EXISTING ON CORRIDOR SIDE.
8. NEW FRT PLYWOOD OVER WALLS PER DETAIL 4/AE421.
9. INSTALL PHYSICAL SECURITY AT INTERIOR AND EXTERIOR OF EXISTING WINDOW. REFERENCE DETAIL 4/A-603.
10. PLACE ADHESIVE WALK OFF MATS AT ENTRANCE AND EXIT SIDE OF CONSTRUCTION AREA, TYP.
11. DEMO EXISTING BASE, PREP FOR NEW BASE.
12. INSTALL NEW BASE ON ALL WALLS OF NEW TELECOM ROOM.

GENERAL NOTES

1. ALL PRODUCTS AND WALL FINISHES SHALL MATCH EXISTING OR ADJACENT EXISTING UNLESS OTHERWISE NOTED.
2. PATCH AND REPAIR WALLS WHERE MECHANICAL, PLUMBING, AND ELECTRICAL ITEMS DEMO'D.
3. PATCH AND REPAIR FLOOR WHERE CONDUITS, PIPING AND SIMILAR ARE DEMO'D.
4. PATCH AND REPAIR CEILING GRID AND TILES WHERE NEW WALLS INSTALLED.
5. PATCH AND REPAIR GWB WHERE DOORS ARE DEMO'D AND NEW DOORS ARE INSTALLED.
6. PROTECT FINISHES IN ROOMS ADJACENT TO NEW TELECOMMUNICATION ROOMS AND AREAS NOT SCHEDULED FOR NEW WORK.
7. CONTRACTOR TO MOVE EXISTING TV IN ROOM 1N82A TO 1N82 ON NEW WALL.

ICRA LEGEND

- (+) PRESSURE
- CONSTRUCTION ZONE, (- -) PRESSURE
- ANTE ROOM, (-) PRESSURE
- TEMPORARY ICRA BARRIER
- TEMPORARY ICRA DOOR
- CONSTRUCTION TACKY MATT
- NEGATIVE AIR MACHINE

KEY PLAN

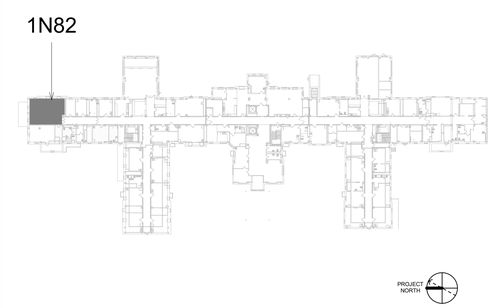

Revisions:	Date:

CONSULTANT
ENGINEERING DISCIPLINE:

ARCHITECT/ENGINEER OF RECORD
A/E:
SPEES DESIGN BUILD
625 1ST AVE, STE 301
SEATTLE, WA 98104
(206) 590-2118
RAY SPEES

STAMP: REGISTERED ARCHITECT JAMES M. KING STATE OF WASHINGTON

Office of Construction and Facilities Management
VA U.S. Department of Veterans Affairs

Drawing Title	Phase	Project Title	Project Number
BLDG 52 - FLOOR 1 - DEMO, FLOOR PLANS & RCPS	CONSTRUCTION DOCUMENTS	EHRM INFRASTRUCTURE UPGRADES	657-21-701JB
Approved:	FULLY SPRINKLERED	Location: ST. LOUIS VA MEDICAL CENTER - JEFFERSON BARRACKS, MO	Building Number: 52
		Issue Date: 03/31/2022 · Checked: EM · Drawn: AJ/MGA	Drawing Number: 52A-101a

VA FORM 08 - 6231

ICRA LEGEND

- (+) PRESSURE
- CONSTRUCTION ZONE, (- -) PRESSURE
- ANTE ROOM, (-) PRESSURE
- TEMPORARY ICRA BARRIER
- TEMPORARY ICRA DOOR
- CONSTRUCTION TACKY MATT
- NEGATIVE AIR MACHINE

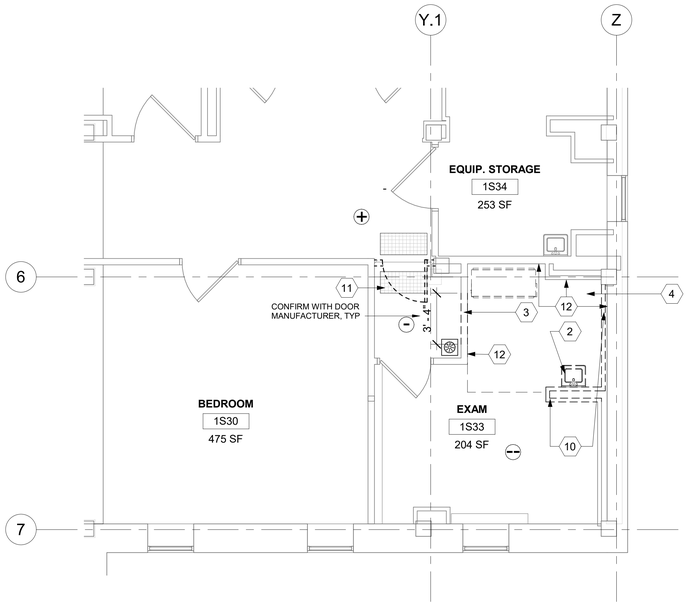

1 RM 1S33 - DEMO FLOOR PLAN
1/4" = 1'-0"

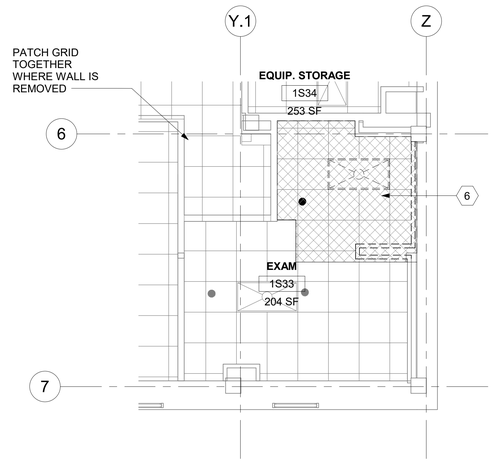

2 RM 1S33 - DEMO RCP
1/4" = 1'-0"

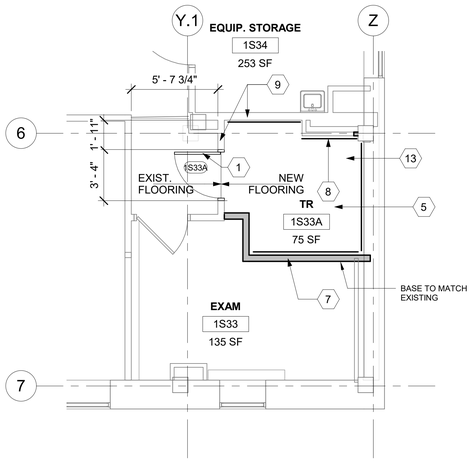

3 RM 1S33 - FLOOR PLAN
1/4" = 1'-0"

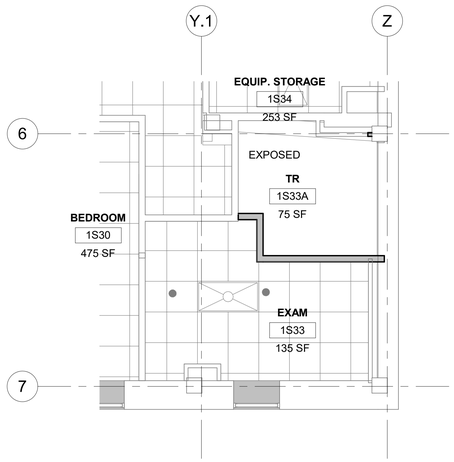

4 RM 1S33 - RCP
1/4" = 1'-0"

LEGEND

- TO DEMOLISH
- EXISTING DOOR TO REMAIN
- EXISTING DOOR TO DEMOLISH
- NEW DOOR
- EXISTING WALL TO DEMOLISH (NON-BEARING METAL STUD WALL)
- EXISTING LIGHTS TO DEMOLISH

KEYNOTES

1. INSTALL NEW DOOR/FRAME
2. DEMO EXISTING SINK.
3. DEMO EXISTING WALL, PREP FOR NEW DOOR/FRAME.
4. DEMO EXISTING FLOORING TO EXPOSED CONCRETE SLAB UNDERNEATH. REMOVE EXISTING ADHESIVE AND PREP FOR NEW FLOORING.
5. APPLY ANTI-STATIC COATING TO EXPOSED CONCRETE FLOOR. PROVIDE VINYL REDUCER STRIP AT EXISTING FLOORING TRANSITION.
6. DEMO EXISTING ACT COMPLETELY INCLUDING ALL GRID, SUPPORTING WIRES, CLIPS, AND PERIMETER WALL ANGLES IN ROOM TO EXPOSE UNDERSIDE OF STRUCTURE ABOVE. PATCH WALLS WHERE CEILINGS REMOVED.
7. CONSTRUCT NEW WALL, PATCH & PAINT TO MATCH EXISTING ON ADJ ROOMS
8. NEW FRT PLYWOOD OVER WALLS PER DETAIL 4/AE421.
9. SEE DETAIL 5/A-603 FOR EXTENDING WALLS UP TO STRUCTURE ABOVE.
10. DEMO EXISTING WALL.
11. PLACE ADHESIVE WALK OFF MATS AT ENTRANCE AND EXIT SIDE OF CONSTRUCTION AREA, TYP.
12. DEMO EXISTING BASE, PREP FOR NEW BASE.
13. INSTALL NEW BASE ON ALL WALLS OF NEW TELECOM ROOM.

GENERAL NOTES

1. ALL PRODUCTS AND WALL FINISHES SHALL MATCH EXISTING OR ADJACENT EXISTING UNLESS OTHERWISE NOTED.
2. PATCH AND REPAIR WALLS WHERE MECHANICAL, PLUMBING, AND ELECTRICAL ITEMS DEMO'D.
3. PATCH AND REPAIR FLOOR WHERE CONDUITS, PIPING AND SIMILAR ARE DEMO'D.
4. PATCH AND REPAIR CEILING GRID AND TILES WHERE NEW WALLS INSTALLED.
5. PATCH AND REPAIR GWB WHERE DOORS ARE DEMO'D AND NEW DOORS ARE INSTALLED.
6. PROTECT FINISHES IN ROOMS ADJACENT TO NEW TELECOMMUNICATION ROOMS AND AREAS NOT SCHEDULED FOR NEW WORK.

KEY PLAN

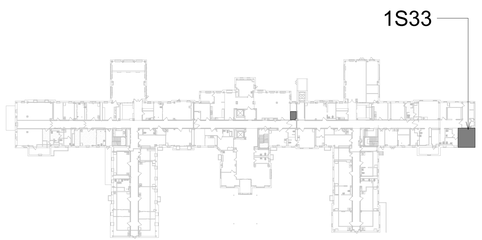

Revisions:	Date:

CONSULTANT

ENGINEERING DISCIPLINE:

ARCHITECT/ENGINEER OF RECORD

A/E:
SPEES DESIGN BUILD
625 1ST AVE, STE 301
SEATTLE, WA 98104
(206) 590-2118
RAY SPEES

STAMP: REGISTERED ARCHITECT 10000 JAMES M. KING STATE OF WASHINGTON

Office of Construction and Facilities Management

VA U.S. Department of Veterans Affairs

Drawing Title	Phase	Project Title	Project Number
BLDG 52 - FLOOR 1 - DEMO, FLOOR PLANS & RCPS	CONSTRUCTION DOCUMENTS	EHRM INFRASTRUCTURE UPGRADES	657-21-701JB
Approved:	FULLY SPRINKLERED	Location: ST. LOUIS VA MEDICAL CENTER - JEFFERSON BARRACKS, MO	Building Number: 52
		Issue Date: 03/31/2022 · Checked: EM · Drawn: AJ/MGA	Drawing Number: 52A-101b

VA FORM 08 - 6231